

FEC 11: 30-12-98
07:40 AM

4.5 m/s
SSE 11:30





FECHA: 29-12-98 UU
09:00 am

4.5 m/s
21:14
SE



8 9 10 11 12 13 14 15 16 17 18 19 20 21 22 23 24 1 2 3 4 5 6 7 8 9




Fecha: 27-12-98 dec
09:15 am

4.2 m/s
14:47
SE




8 9 10 11 12 13 14 15 16 17 18 19 20 21 22 23 24 1 2 3 4 5 6 7 8 9



Fecha: 26-12-98 NOV
09:10 AM

↓ 43 m/s
14:23
8






FECTHA: 25-12-98 UCV
08:15 am

↓
6.3 m/s
13:14
SE



8 9 10 11 12 13 14 15 16 17 18 19 20 21 22 23 24 1 2 3 4 5 6 7 8 9



FeCHA: 24-12-98 UCV
07:35 am

4.6 m/s
13:55 SSE



8 9 10 11 12 13 14 15 16 17 18 19 20 21 22 23 24 1 2 3 4 5 6 7 8 9

131



FeetHa: 23-12-98 UCV
07:20 am

673

3.5 m/s



8 10 11 12 13 14 15 16 17 18 19 20 21 22 23 24 1 2 3 4 5 6 7 8 9

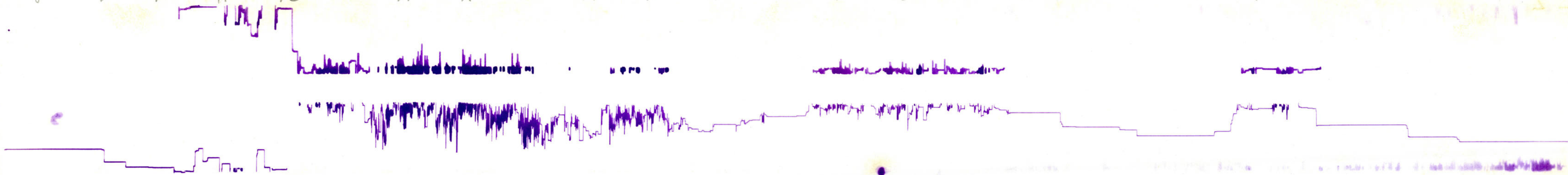


Fecha: 22-12-98 UNV
09:30 am

60 m/s
14:37 N



8 9 10 11 12 13 14 15 16 17 18 19 20 21 22 23 24 1 2 3 4 5 6 7 8 9





Fecha: 21-12-98 NW
07:30 am

5.4 m/s NW
15:35




8 9 10 11 12 13 14 15 16 17 18 19 20 21 22 23 24 1 2 3 4 5 6 7 8 9



Feltham: 20-12-98 UCN
08:20 AM

3.6 m/s
11:35 S





Fecha: 19-12-78 UCV
07:30 am

3.2 m/s
14:16 SE
↓






8 9 10 11 12 13 14 15 16 17 18 19 20 21 22 23 24 1 2 3 4 5 6 7 8 9



Fecta: 18-12-98 UVV
07:30 am

6.5 ml/s
14:22 S






Fecha: 17-12-98 UCV
07:40 am

4.5 m/s
13:10 SSE





FECHA: 16-12-88

7.3 m/s - S
11:42





Fecha: 15-12-98 UCV
08:45 am

4.5 m/s SE
09:51
↙


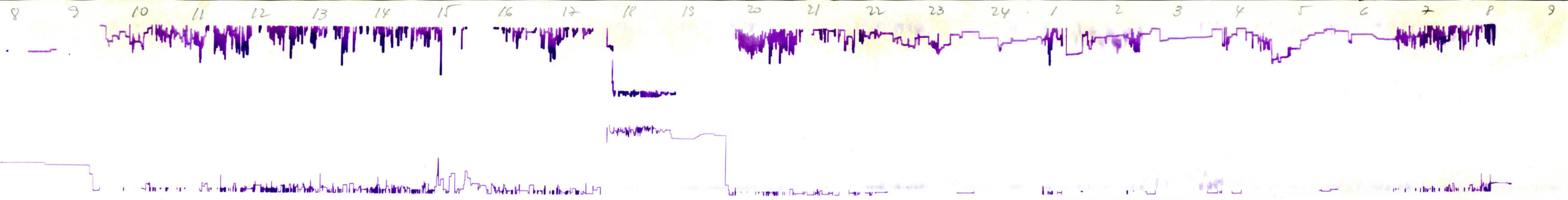




Fecta: 14-12-98 UU
08:15 am

↓ 8.0 m/s
10:44 S






FECHA: 13-12-98 WW
08:00 am

4.2 m/s
11:10 SE



8 9 10 11 12 13 14 15 16 17 18 19 20 21 22 23 24 1 2 3 4 5 6 7 8 9




Fecha: 12-12-98 NW
08:00 am

115

5.3 m/s NW
14:46






Fecta: 11-12-98

5.0 m/s SE
15:42






Fecha: 10-12-98 a/v
09:00 am

7.0 m/s
14:22 S





~~100~~


V.C. j
 FECTH: 9-12-98 UCV
 08:30 am

105

40 m/s
 18:15 SSE



8 9 10 11 12 13 14 15 16 17 18 19 20 21 22 23 24 1 2 3 4 5 6 7 8 9



FECTA: 8-12-98 UCV
07:25 AM

Hosts:

19/94

09:05Hrs

Obsde:

10/9/94

CBU UCV

4.5 m/s
23.56 SSE





8 9 10 11 12 13 14 15 16 17 18 19 20 21 22 23 24 1 2 3 4 5 6 2 8 9

Check 01/09


CPV - UCV

Master 10/09/94



Fecta: 7-12-98 UCV
22:15 pm

8 9 10 11 12 13 14 15 16 17 18 19 20 21 22 23 24 1 2 3 4 5 6 7 8 9




FECTHa: 4-12-98 UCN
08:00 AM

5.0 m/s S
12:56
↓

07/09/94
08:20 hrs.

8 9 10 11 12 13 14 15 16 17 18 19 20 21 22 23 24 1 2 3 4 5 6 7 8 9





Fecha: 3-12-98 UCV
09:20 AM

4.8 m/s SE
11:49



U.C.V.
06/09/94

8 9 10 11 12 13 14 15 16 17 18 19 20 21 22 23 24 1 2 3 4 5 6 7 8 9



Fecha: 2-12-98 UCV
08:25 am

105

CBUN
UCV

05/09/94

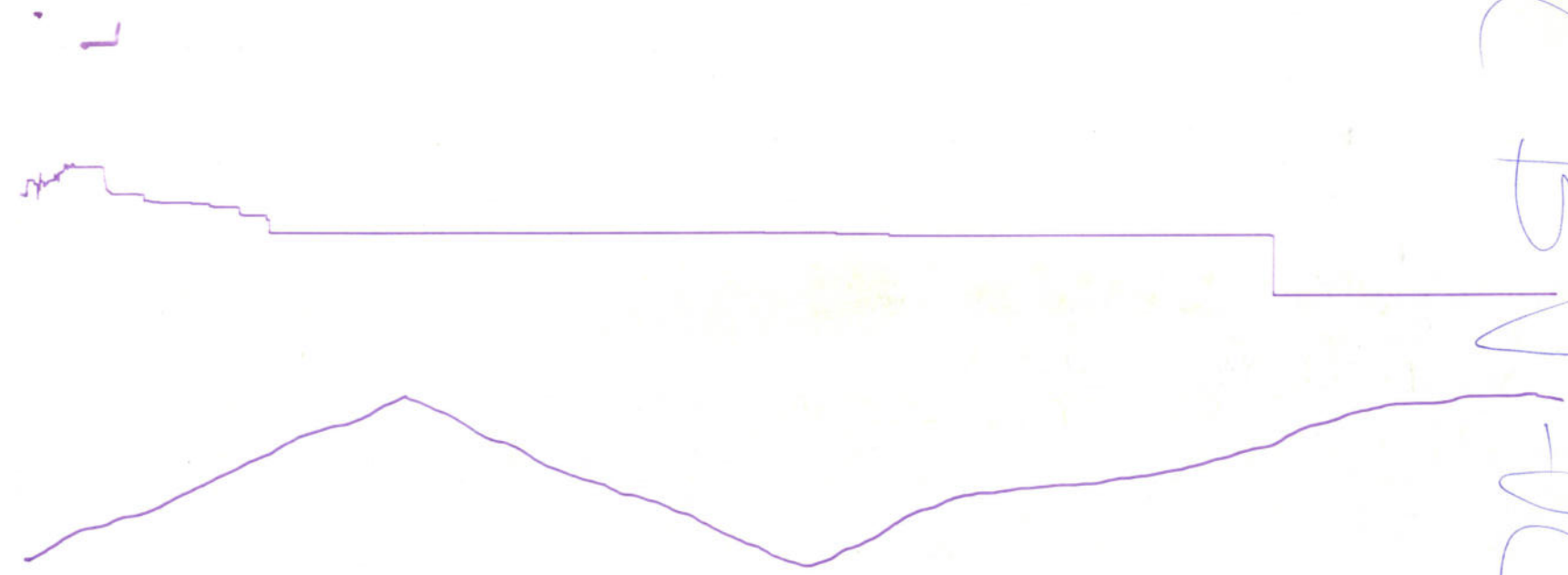
3.0 m/s
13:30 N



8 9 10 11 12 13 14 15 16 17 18 19 20 21 22 23 24 1 2 3 4 5 6 7 8 9

~~04/09~~

CBM-UCV.



Fecha: 01-12-98 UCV
10:30 p.m.

8 9 10 11 12 13 14 15 16 17 18 19 20 21 22 23 24 1 2 3 4 5 6 7 8 9



Fecha: 30-11-98 UCV
08:12 am

ERROR AÑADIDO A
LAS 2.30 p.m.

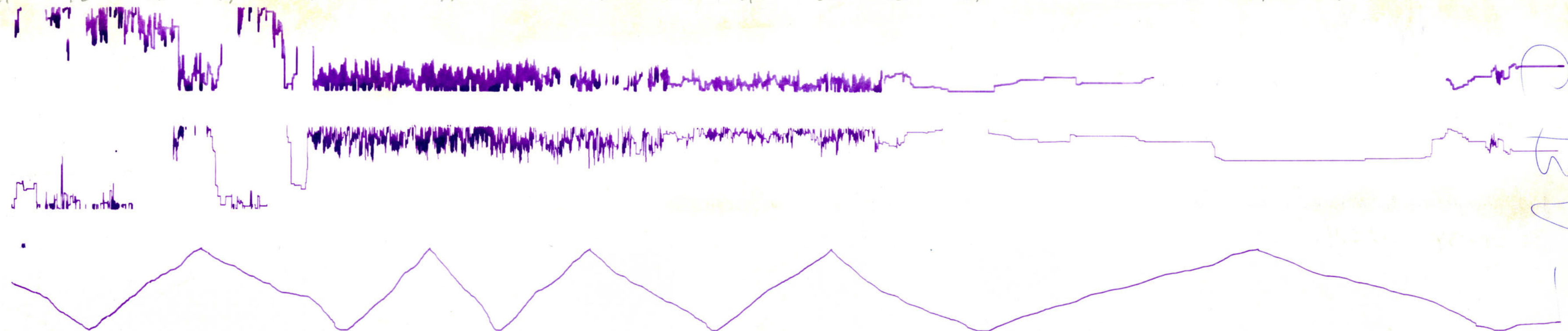
9.5 m/s
14:30



UPV
+ UCV

03/09

8 9 10 11 12 13 14 15 16 17 18 19 20 21 22 23 24 1 2 3 4 5 6 7 8 9



31/08

UCV

Fecha: 27-11-98

80:K1
↓
40 m/s
N
slow 0.3







Fecha: 26-11-98 UCV
08:45 am

5.2 m/s
14:03 N

29/08
CBV-UCV.



Fecha: 25-11-98 WCV
08:40 am

4.0 m/s
13:18



8 9 10 11 12 13 14 15 16 17 18 19 20 21 22 23 24 1 2 3 4 5 6 7 8 9




Fecha: 24/11/98 UCV
 07:10 am

43 m/s
 14:41 N

28-8-94 UCV



8 9 10 11 12 13 14 15 16 17 18 19 20 21 22 23 24 1 2 3 4 5 6 7 8 9





FECHA: 23-11-98

7.7 m/s
15:33 NNE
↓



27-8-94 JCV





FECTA: 18-11-98 UCV
07:50 am

U.C.V.
26-8-94

↑ 55 m/s
16:20 SSE






FECHA: 17-11-98 WW
07:30 am


6.0 m/s
14:10 S



DS-8-99
U.E.V.




24/08/99
UCV.



Fecha: 16-11-98 UCV
08:10 am

6.0 m/s
17:32 SE






Fechta: 15-11-98 UV
08:00 am

23/08/94
UCM.

6.5 m/s SE
↓
13:36





Fecha: 14-11-98 UOV
09:10 am

0.5 m/s
15:00





FECHA: 13-11-98 UVV
08:25 am

4.2 m/s
14:10 SE





Fecha: 12-11-98 UCV
08:15 am

26V-UCV
19-20/08/98.

↓ 5.6 m/s
NNE 16:10





FECHA : 11-11-98 UN
 08:25 am

4.0 m/s
 SE 13:25

~~13/08/98~~
 B. OC. 12





Fecta: 10-11-98 UCV
08:00 am

17/08/94
UCV


6.0 m/s
10:02
↓



8 9 10 11 12 13 14 15 16 17 18 19 20 21 22 23 24 1 2 3 4 5 6 7 8 9






18 19 20 21 22 23 24



Fecha: 1-11-98 UV
09:20 AM

4.6 m/s
10:40
SSE





FECHA: 2-11-98 UCV
07:45 am

7.5 m/s
↓

50
15:30
↓



8 9 10 11 12 13 14 15 16 17 18 19 20 21 22 23 24 1 2 3 4 5 6 7 8 9



Fecha: 3-11-98 UW
14:30 pm

08/08/97
C.B.V.
U.C.V.

8 9 10 11 12 13 14 15 16 17 18 19 20 21 22 23 24 1 2 3 4 5 6 7 8 9



Fecha: 4-11-98 UOV
08:45 am

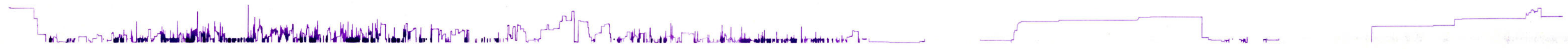
04/11/98
C.B.J. J.C.V.

51:11
50 m/s
↓



8 9 10 11 12 13 14 15 16 17 18 19 20 21 22 23 24 1 2 3 4 5 6 7 8 9

6-8-94
CBUCU



Fecha: 5-11-98 UCU
08:15 AM

↓ 50 m/s
11:30 S



8 9 10 11 12 13 14 15 16 17 18 19 20 21 22 23 24 1 2 3 4 5 6 7 8 9





5-8-94
CBW
CBUCU
Fecha: 6-11-98 UCV
07:50 am

60 m/s
10.52
SE



8 9 10 11 12 13 14 15 16 17 18 19 20 21 22 23 24 1 2 3 4 5 6 7 8 9

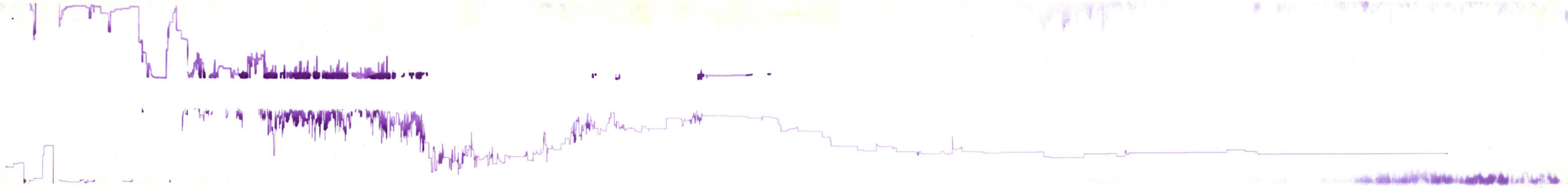


SBU VCU
9/8/94

Fecha: 7-11-98 UCV
08:50 am

5.0 m/s SE
12:55

8 9 10 11 12 13 14 15 16 17 18 19 20 21 22 23 24 1 2 3 4 5 6 7 8 9




Fecha: 8-11-98 UCV
09:30 de

70 m/s
N 13:44



CBUCV
2/08/94

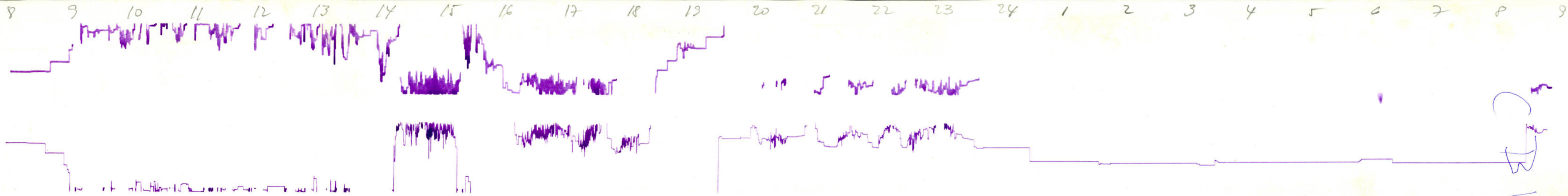


Fecha: 9-11-98 UCV
07:30 am

+ 5.0 m/s SE
12:46



CSO CV 17057
01/03/98



Fecha: 28-11-98 UCV
08:00 am


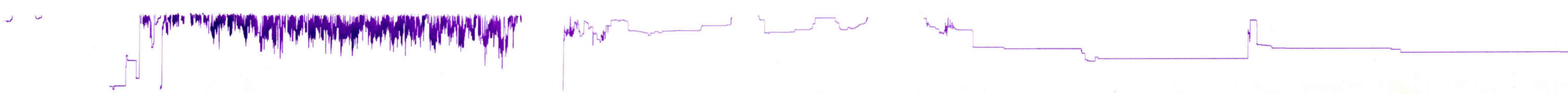
7.2 m/s
14:42 N



UCV
 UCV
 UCV

01/09

8 9 10 11 12 13 14 15 16 17 18 19 20 21 22 23 24 1 2 3 4 5 6 7 8 9



29
Fecha: 08:45 am
29-11-98

CBV. UCV.

02/09.

6.2 m/s
15:05 N

