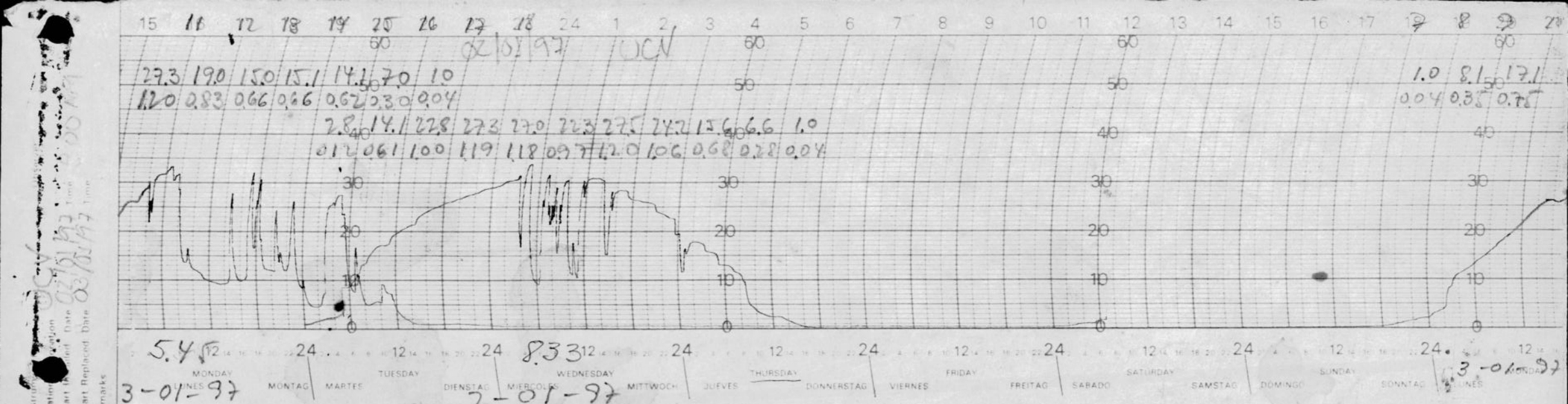

Station
Chart Installed Date
Chart Replaced Date
Remarks

PRINTED IN U.S.A.

KAHLSICO, EL CAJON, CALIF. 92022 U.S.A. CHART No. 3/01AM102

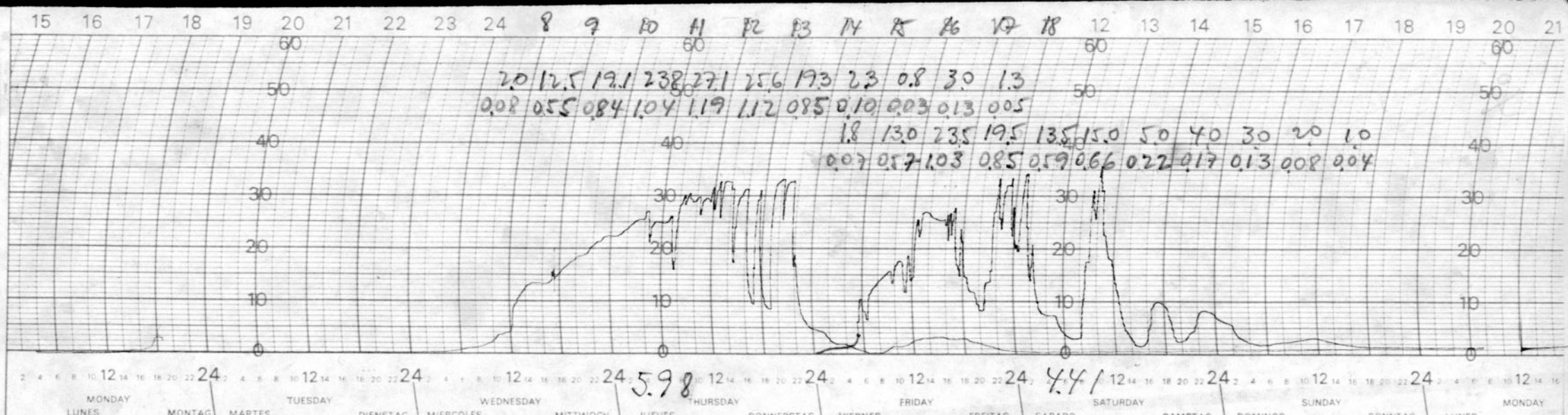

Instrument No. _____ Observer _____
Station _____ Location _____
Chart Installed Date _____ Time _____
Chart Replaced Date _____ Time _____
Remarks _____

PRINTED IN U.S.A.

KAHLSICO, EL CAJON, CALIF. 92022 U.S.A. CHART No. 3/01AM102

227994

802

40.5

18.8

17.4

17-19-30

19-23

21-23

19

19

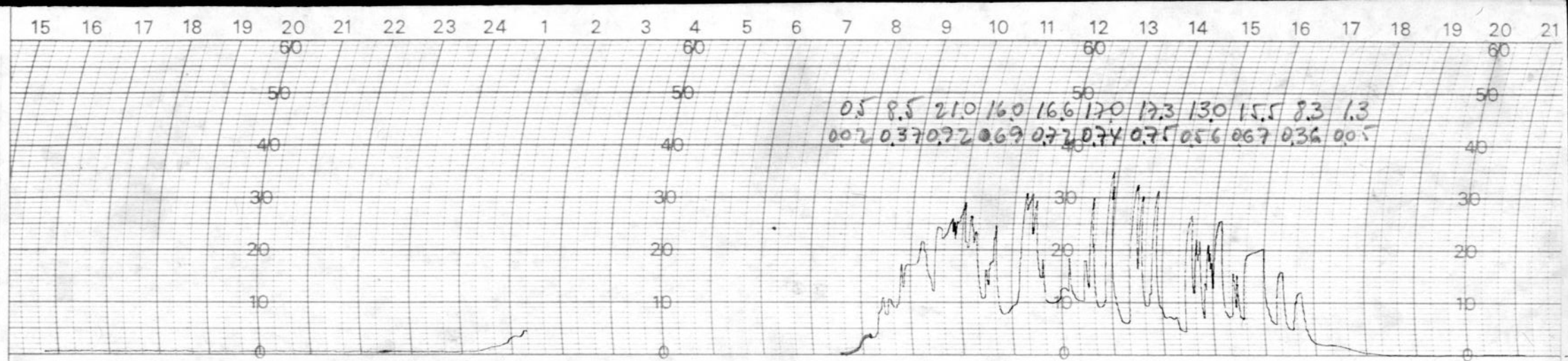

Station Location
Chart Installed Date Time
Chart Replaced Date Time
Remarks

U.C.V. 6-1-97

PRINTED IN U.S.A.

KAHLSICO, EL CAJON, CALIF. 92022 U.S.A. CHART No. -3 01AM102

228022

773

18-26

15-26

22-23

19

19

67975

205

21.7

260

16.1

78%

618

ci-cs

18.6

10.8

Instrument No. _____ Observer _____

Station _____ Location _____

Chart Installed: Date _____ Time _____

Chart Replaced: Date _____ Time _____

Remarks _____

U.C.V. 7-01-96

PRINTED IN U.S.A.

KAHLSICO, El CAJON, CALIF. 92022 U.S.A. CHART No. 3/01AM102

228055

723

18-30

18-30

22-23

19-20

19

680.0

21.2

27.3

27.4

16.1

85%

18.8

17.0

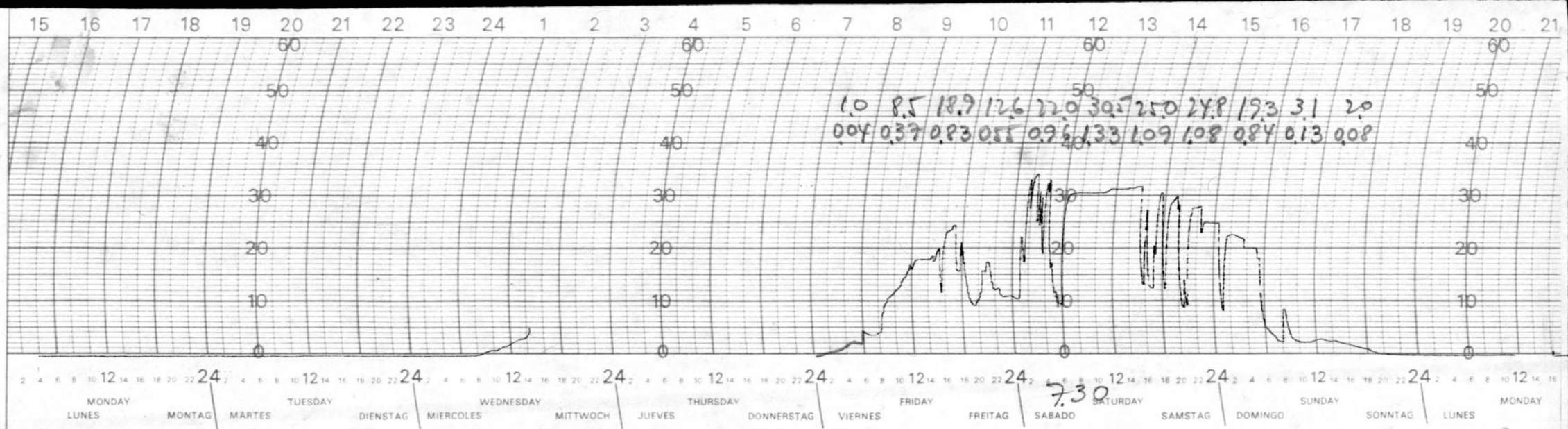

Instrument No. _____ Observer _____
Station _____ Location _____
Chart Installed: Date _____ Time _____
Chart Replaced: Date _____ Time _____
Remarks

U.C.V. P-01-97

PRINTED IN U.S.A.

KAHLSICO, El CAJON, CALIF. 92022 U.S.A. CHART No. 3/01AM102

228080

857

18-20-23

15-20-28

21-22-23

20

19

680.0

22.0

25.9

19.4

18.0

85%

17.9

27.3

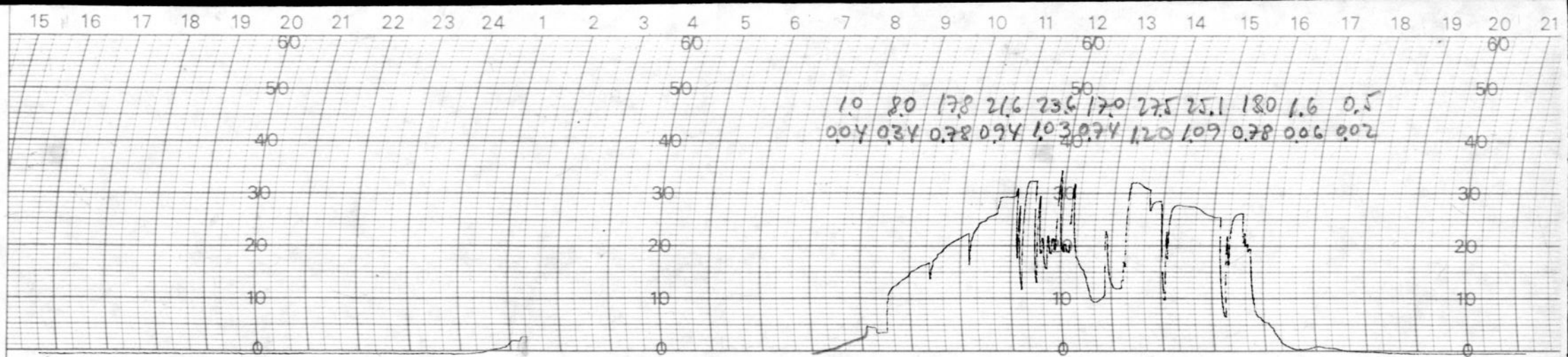

Instrument No. _____ Observer _____
Station _____ Location _____
Chart Installed Date _____ Time _____
Chart Replaced Date _____ Time _____
Remarks _____

7.02

U.C.V. 9-01-97

PRINTED IN U.S.A.

KAHLSICO, EL CAJON, CALIF. 92022 U.S.A. CHART No. 3/01AM102

913
228111
18-28
19-29
21-23
15-20
17

679.75
21.9

15.8
27.4
79%
23.1
16.4

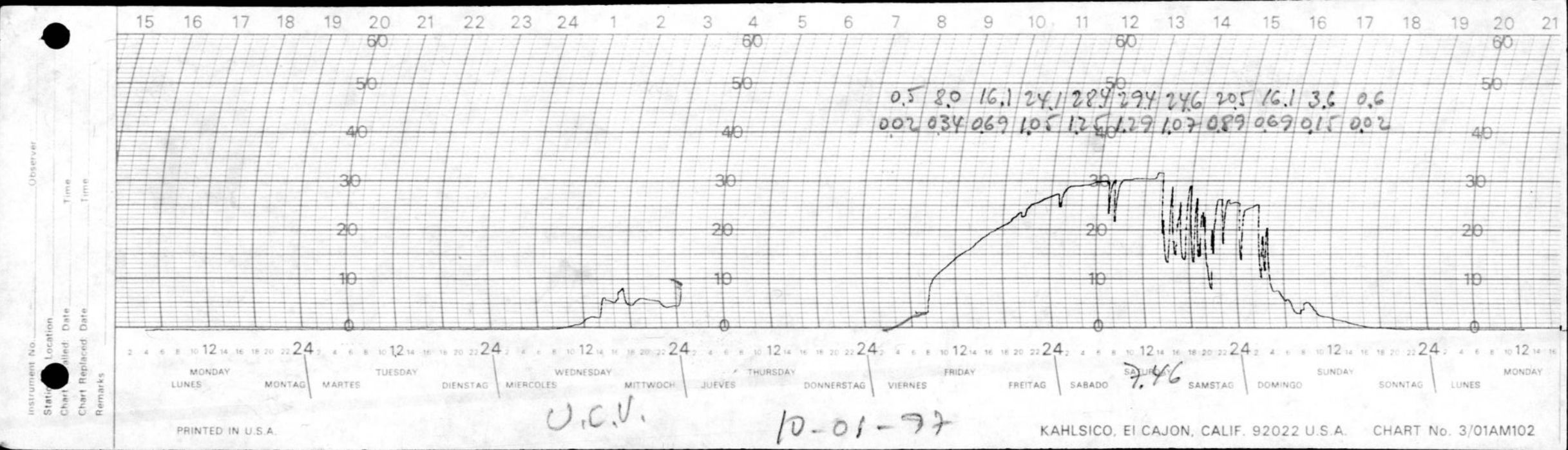
15 16 17 18 19 20 21 22 23 24 1 2 3 4 5 6 7 8 9 10 11 12 13 14 15 16 17 18 19 20 21
0.5 8.0 16.1 24.1 28.9 29.4 24.6 20.5 16.1 3.6 0.6
0.02 0.34 0.69 1.05 1.26 1.29 1.07 0.89 0.69 0.15 0.02
MONDAY LUNES
MONTAG
TUESDAY MARTES
DIENSTAG
WEDNESDAY MIERCOLES
MITTWOCH
THURSDAY JUEVES
DONNERSTAG
FRIDAY VIERNES
FREITAG
SABADO
SAMSTAG
SUNDAY DOMINGO
SONNTAG
MONDAY LUNES
Instrument No.
Observer
Station
Location
Chart Installed: Date
Time
Chart Replaced: Date
Time
Remarks
U.C.V.
10-01-97
PRINTED IN U.S.A.
KAHLSICO, El CAJON, CALIF. 92022 U.S.A.
CHART No. 3/01AM102

87.0

29, 20 48

17,0 29 21 19

27,0 23 21 21

21 20 20

18 18 18

228142

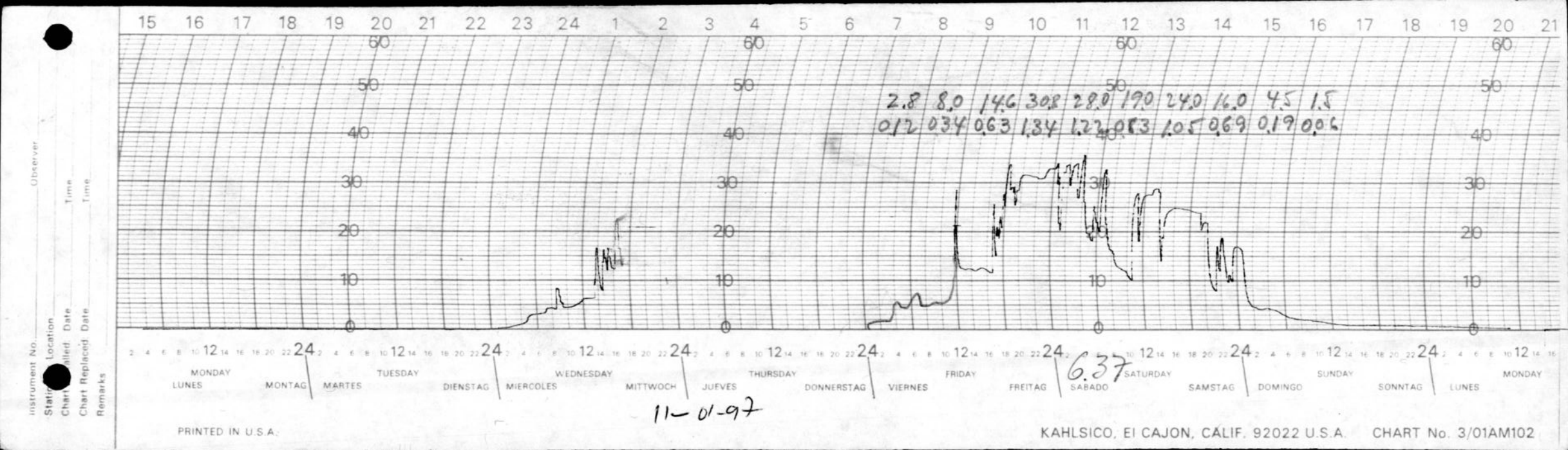
15 16 17 18 19 20 21 22 23 24 1 2 3 4 5 6 7 8 9 10 11 12 13 14 15 16 17 18 19 20 21
60
50
40
30
20
10
0
2.8 8.0 14.6 30.8 28.0 19.0 24.0 16.0 4.5 1.5
0.12 0.34 0.63 1.34 1.22 0.83 1.05 0.69 0.19 0.06
MONDAY LUNES
MONTAG
TUESDAY MARTES
DIENSTAG
WEDNESDAY MIERCOLES
MITTWOCH
THURSDAY JUEVES
DONNERSTAG
FRIDAY VIERNES
FREITAG
6.37
SATURDAY SABADO
SAMSTAG
SUNDAY DOMINGO
SONNTAG
LUNES
MONDAY
11-01-97
Instrument No.
Observer
Station
Location
Chart Installed Date
Time
Chart Replaced Date
Time
Remarks
PRINTED IN U.S.A.
KAHLSICO, El CAJON, CALIF. 92022 U.S.A.
CHART No. 3/01AM102

29 2220

28 2321

23 2222

20 2020

19 188

228167

85,0

20,0

27,0

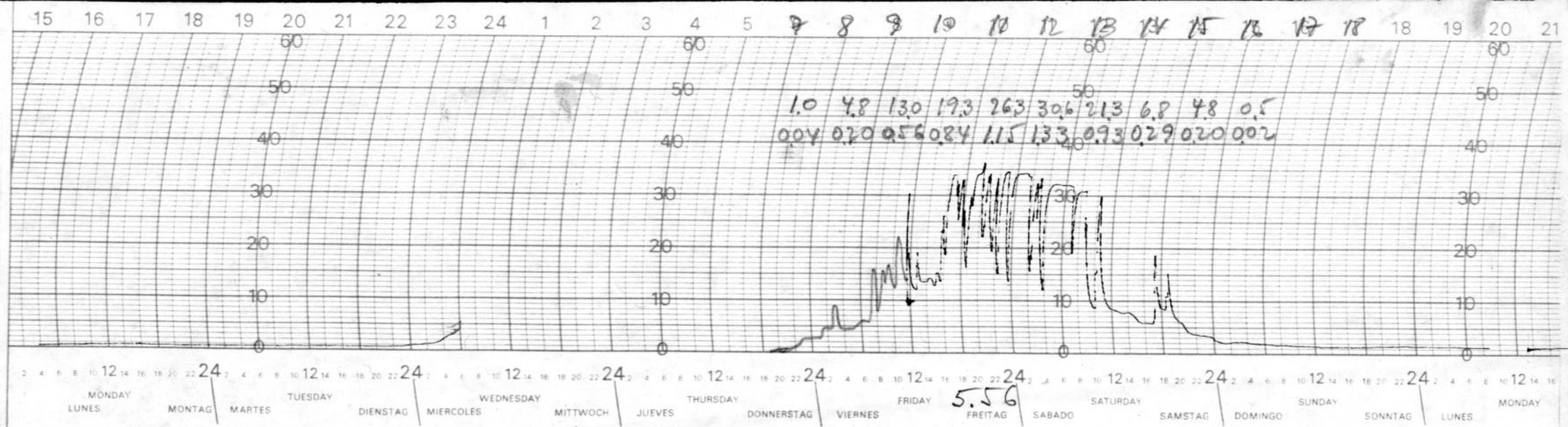

Instrument No. _____ Observer _____
Station _____ Location _____
Chart Pulled: Date _____ Time _____
Chart Replaced: Date _____ Time _____
Remarks _____

12-1-97

PRINTED IN U.S.A.

KAHLSICO, EL CAJON, CALIF. 92022 U.S.A. CHART No. 3/01AM102

228189

818

500

15 - 30

20 - 23

23 - 24

20 - 21

15

382

200

200

18.4

87%

1.7

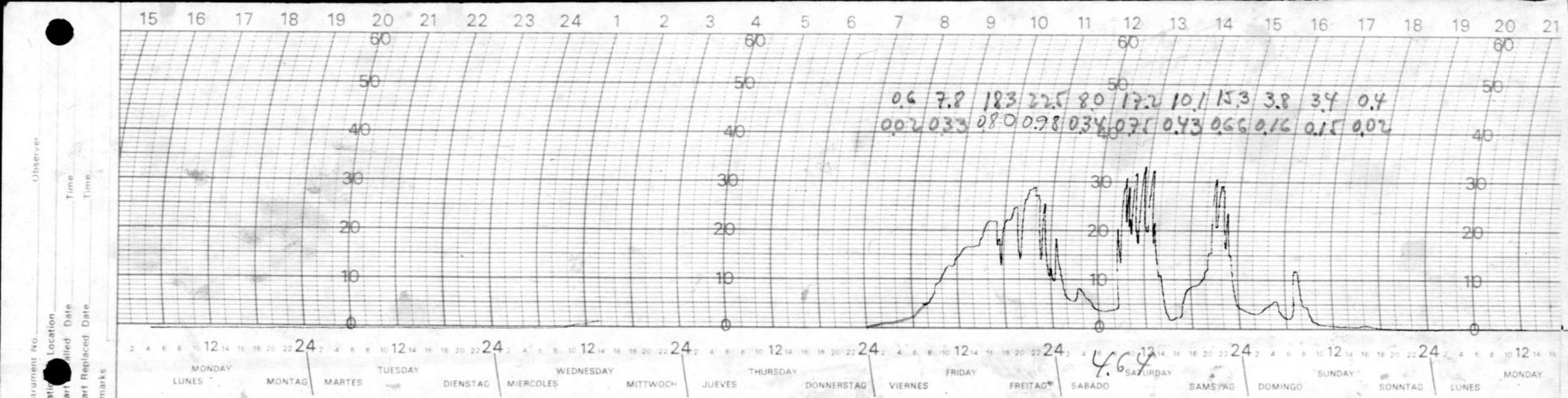

Instrument No. _____ Observer _____

Station _____ Location _____

Chart Installed Date _____ Time _____

Chart Replaced Date _____ Time _____

Remarks

U.C.V. 13-01-92

PRINTED IN U.S.A.

KAHLSICO, El CAJON, CALIF. 92022 U.S.A. CHART No. 3/01AM102

2·28206
939
800

19–22
20–22
22–23
20
19

20.8

18.3
18.0

94%

27.1
16.9

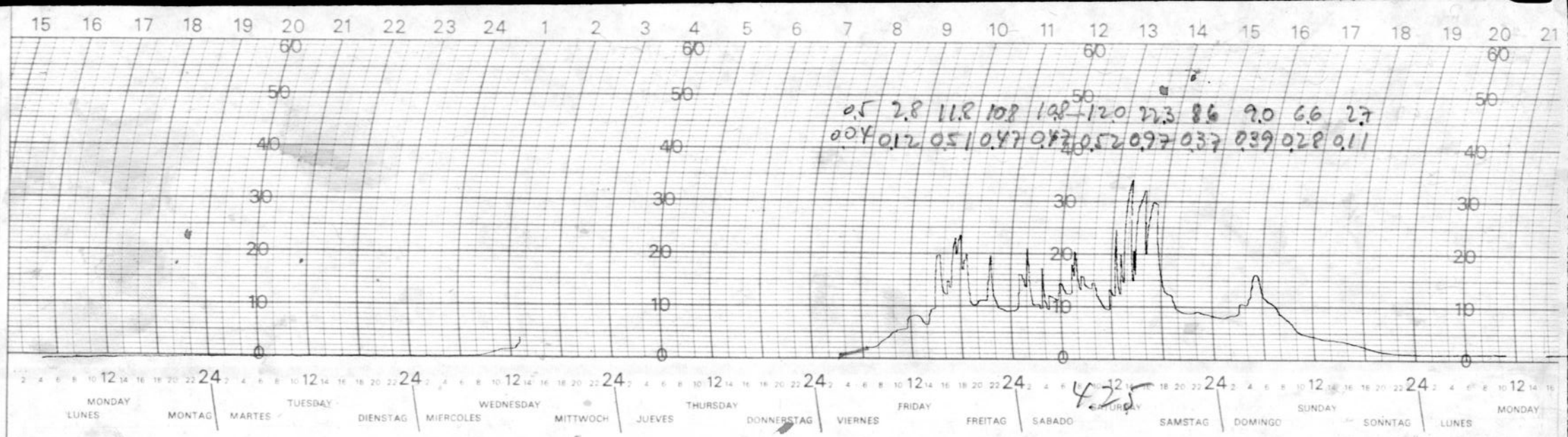

Instrument No. Observer
Station Location Time
Chart Installed Date Time
Chart Replaced Date
Remarks

PRINTED IN U.S.A.

U.C.V. - 14-01-97

KAHLSICO, El CAJON, CALIF. 92022 U.S.A. CHART No. 3/01AM102

803

228230

17-26

18-26

22-23

19-20

19

679.90

213

22.5

25.3

14.6

78%

17.4

15.6

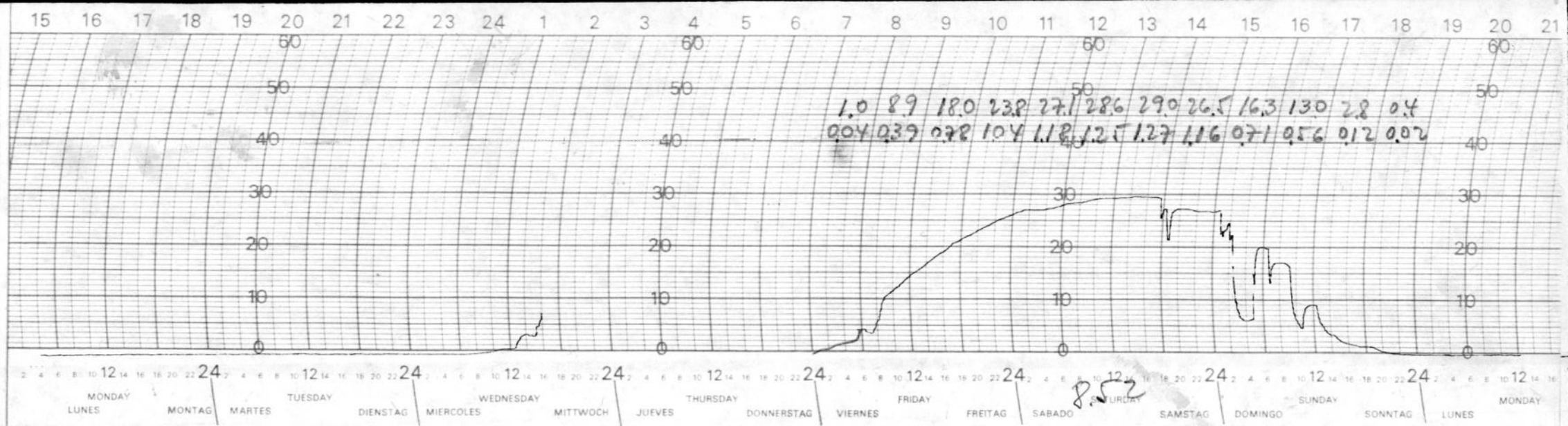

Instrument No. _____ Observer _____

Station Location _____

Chart Installed: Date _____ Time _____

Chart Replaced: Date _____ Time _____

Remarks

15-1-97

PRINTED IN U.S.A.

KAHLSICO, EL CAJON, CALIF. 92022 U.S.A. CHART No. 3/01AM102

22825	24.3
761 9.00	
	~~17.6~~
12-18-29	75%
18-19-29	
21-23	13.8
19-20	29.0
19	18.1
210	15.7
679.50	

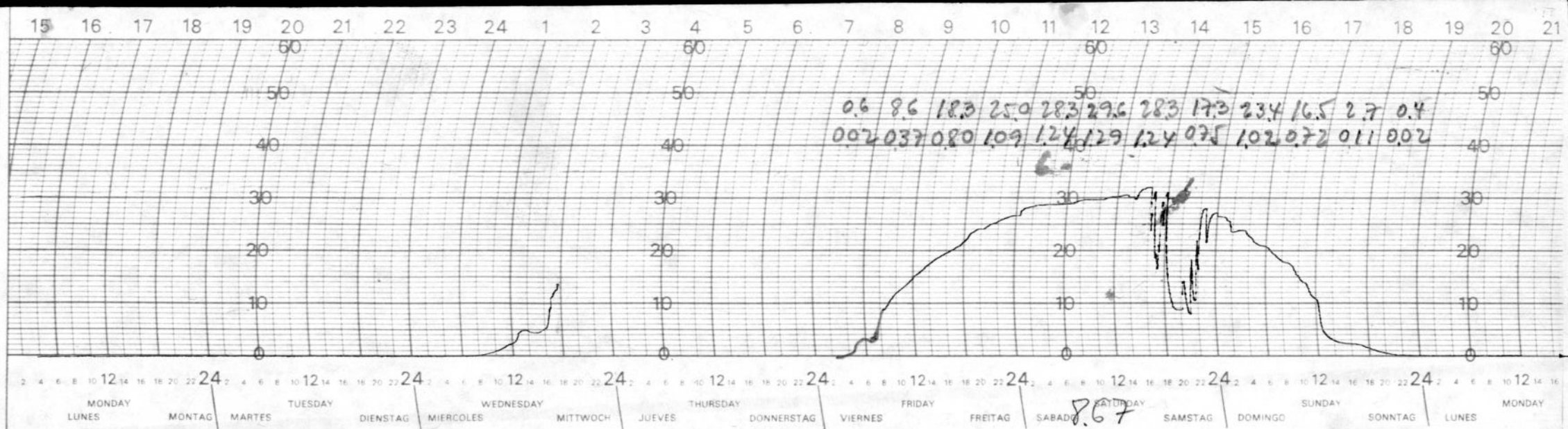

Instrument No. _____ Observer _____

Station _____ Location _____

Chart Installed: Date _____ Time _____

Chart Replaced: Date _____ Time _____

Remarks _____

U.C.V. 16-1-97

PRINTED IN U.S.A.

KAHLSICO, El CAJON, CALIF. 92022 U.S.A. CHART No. 3/01AM102

28276

86.5

18-20-29

19-20-29

21-22-23

20

19

680.0

215

2[illegible].2

28.8

15.8

18.3

85%

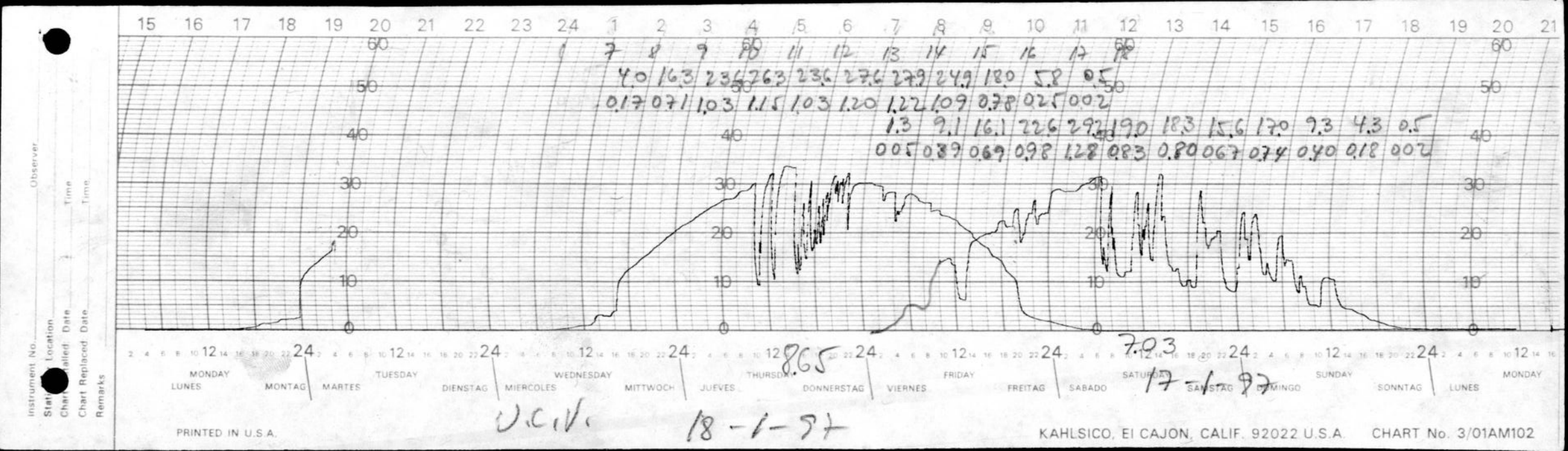
15 16 17 18 19 20 21 22 23 24 1 2 3 4 5 6 7 8 9 10 11 12 13 14 15 16 17 18 19 20 21
7 8 9 10 11 12 13 14 15 16 17 18
4.0 16.3 23.6 27.6 23.6 27.6 27.9 24.9 18.0 5.8 0.5
0.17 0.71 1.03 1.15 1.03 1.20 1.22 1.09 0.78 0.25 0.02
1.3 9.1 16.1 22.6 29.2 19.0 18.3 15.6 17.0 9.3 4.3 0.5
0.05 0.39 0.69 0.98 1.28 0.83 0.80 0.67 0.74 0.40 0.18 0.02
8.65
7.03
MONDAY LUNES
MONTAG
TUESDAY MARTES
DIENSTAG
WEDNESDAY MIERCOLES
MITTWOCH
THURSDAY JUEVES
DONNERSTAG
FRIDAY VIERNES
FREITAG
SATURDAY SABADO
SAMSTAG
SUNDAY DOMINGO
SONNTAG
MONDAY LUNES
17-1-97
18-1-97
Instrument No.
Observer
Station Location
Chart Installed Date
Time
Chart Replaced Date
Time
Remarks
PRINTED IN U.S.A.
KAHLSICO, El CAJON, CALIF. 92022 U.S.A.
CHART No. 3/01AM102

30 2014

30 2018

19 1818

19 1919

17 1717

890

15,0

29,0

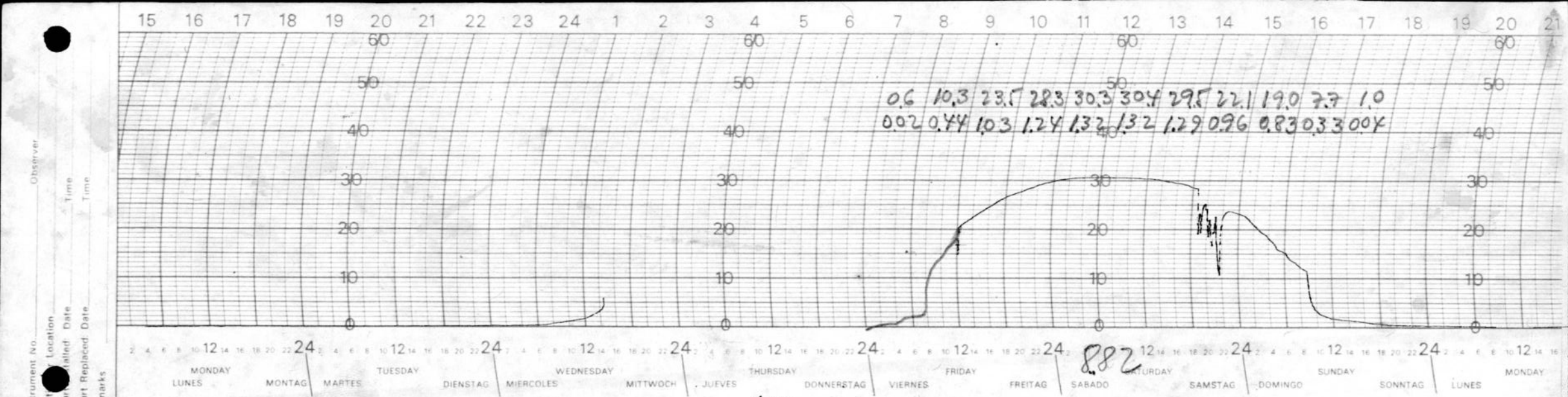

882

Instrument No. _____ Observer _____

Station _____ Location _____

Charter Installed Date _____ Time _____

Chart Replaced Date _____ Time _____

Remarks _____

19-1-97

PRINTED IN U.S.A.

KAHLSICO, El CAJON, CALIF. 92022 U.S.A. CHART No. 3/01AM102

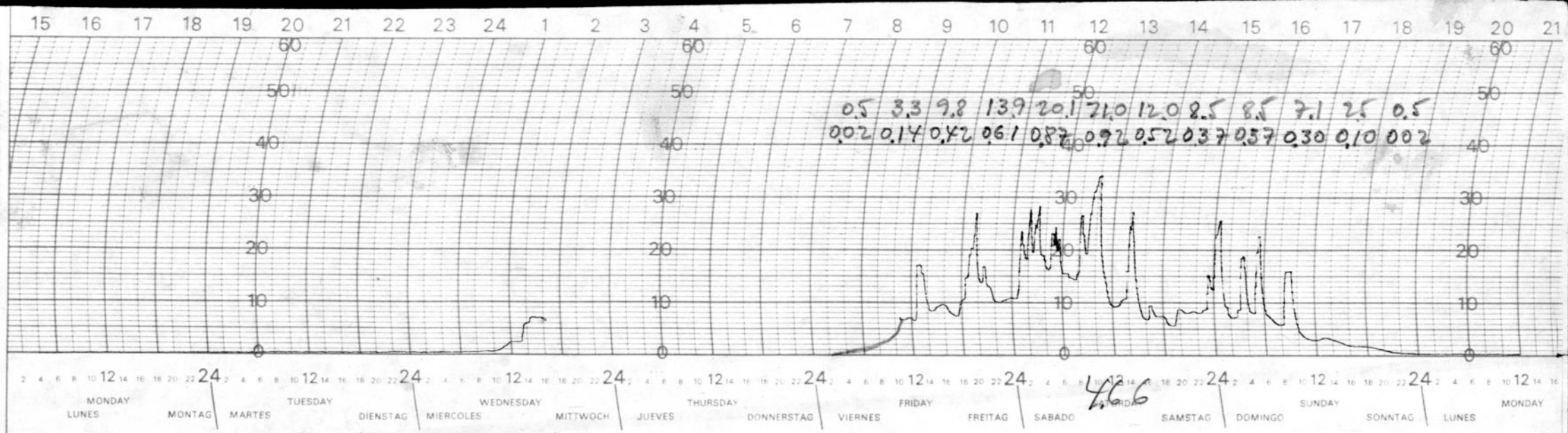

Instrument No. Observer
Station Location Time
Chart Installed Date Time
Chart Replaced Date Time
Remarks

PRINTED IN U.S.A.

U.C.V. 20-1-97

KAHLSICO, El CAJON, CALIF. 92022 U.S.A. CHART No. 3/01AM102

87.2
228375
17-18-26
18-19-26
21-22
19
19

21.6
25.4
14.7
83%
18.0
16.4

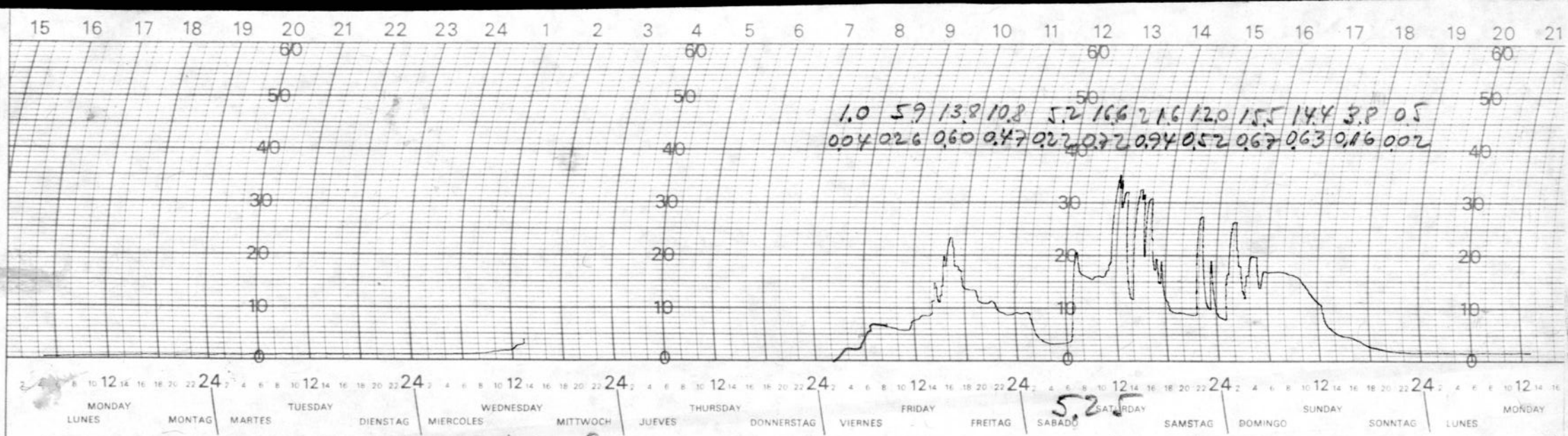

Station Location
Chart Installed Date Time
Chart Replaced Date Time
Remarks

U.C.N. 21-01-97

PRINTED IN U.S.A.
KAHLSICO, El CAJON, CALIF. 92022 U.S.A. CHART No. 3/01AM102

228388

860

17-26

18-25

21-22

19

1.9

22.6

25.0

13.8

90%

16.6

15.2

7/8

SC-AC

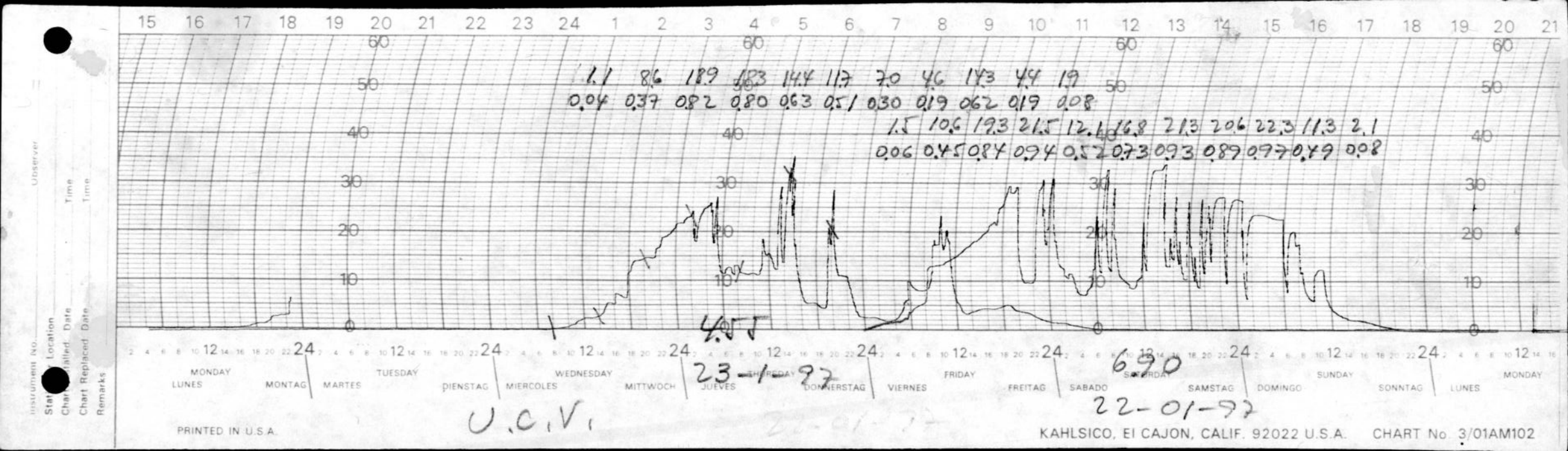
15 16 17 18 19 20 21 22 23 24 1 2 3 4 5 6 7 8 9 10 11 12 13 14 15 16 17 18 19 20 21
1.1 8.6 18.9 16.3 14.4 11.7 7.0 4.6 14.3 4.4 1.9
0.04 0.37 0.82 0.80 0.63 0.51 0.30 0.19 0.62 0.19 0.08
1.5 10.6 19.3 21.5 12.4 16.8 21.3 20.6 22.3 11.3 2.1
0.06 0.45 0.84 0.94 0.52 0.73 0.93 0.89 0.97 0.49 0.08
4.05
23-1-97
690
22-01-97
MONDAY LUNES
MONTAG
TUESDAY MARTES
DIENSTAG
WEDNESDAY MIERCOLES
MITTWOCH
THURSDAY JUEVES
DONNERSTAG
FRIDAY VIERNES
FREITAG
SABADO
SAMSTAG
SUNDAY DOMINGO
SONNTAG
MONDAY LUNES
Instrument No.
Observer
Station
Location
Charted Date
Time
Chart Replaced Date
Time
Remarks
U.C.V.
PRINTED IN U.S.A.
KAHLSICO, EL CAJON, CALIF. 92022 U.S.A. CHART No. 3/01AM102

827
228440

16-17-26
17-26
20-22
18-19
18

680.70
20.0

680.70
4
2722.80 B
=22 907.6
18

25.8
14.0

13.6
25.0

16.6
15.4
90%

1.8

14.0
25.6
9.1%
15.6

W

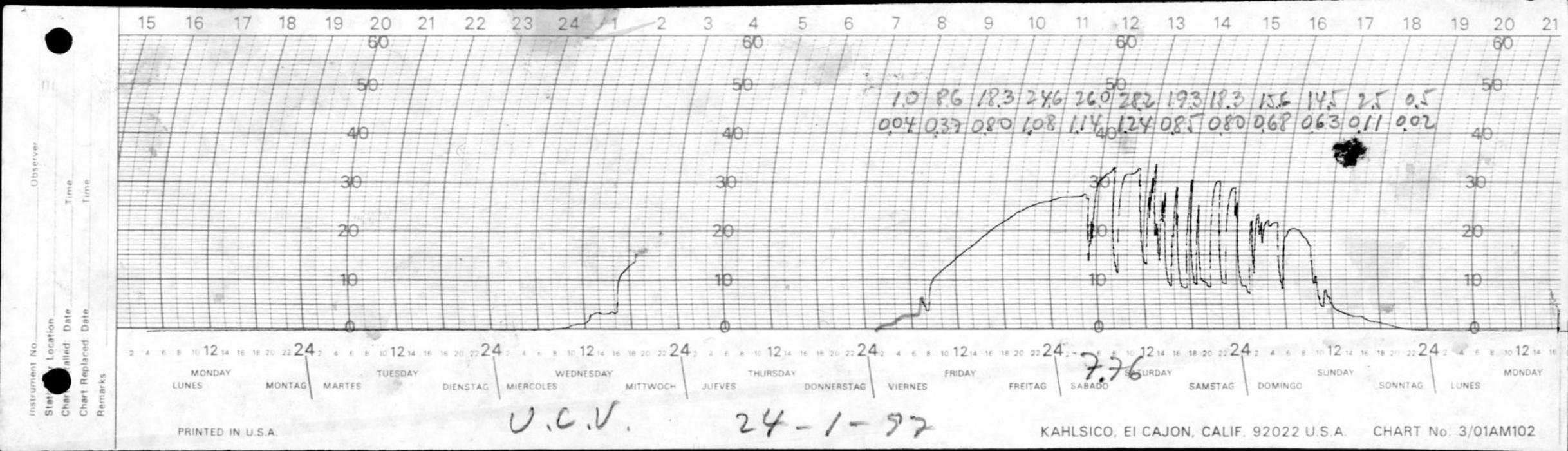
15 16 17 18 19 20 21 22 23 24 1 2 3 4 5 6 7 8 9 10 11 12 13 14 15 16 17 18 19 20 21
1.0 8.6 18.3 24.6 26.0 28.2 19.3 18.3 15.6 14.5 2.5 0.5
0.04 0.37 0.80 1.08 1.14 1.24 0.85 0.80 0.68 0.63 0.11 0.02
MONDAY LUNES
MONTAG
TUESDAY MARTES
DIENSTAG
WEDNESDAY MIERCOLES
MITTWOCH
THURSDAY JUEVES
DONNERSTAG
FRIDAY VIERNES
FREITAG
SATURDAY SABADO
SAMSTAG
SUNDAY DOMINGO
SONNTAG
MONDAY LUNES
7.76
Instrument No.
Observer
Start
Location
Changed: Date
Time
Chart Replaced: Date
Time
Remarks
U.C.V. 24-1-97
PRINTED IN U.S.A.
KAHLSICO, El CAJON, CALIF. 92022 U.S.A. CHART No. 3/01AM102

29 17 18
27 17 18
22 20 22
20 18 18
18 18 18

80,0

22845%

14,0

29,0

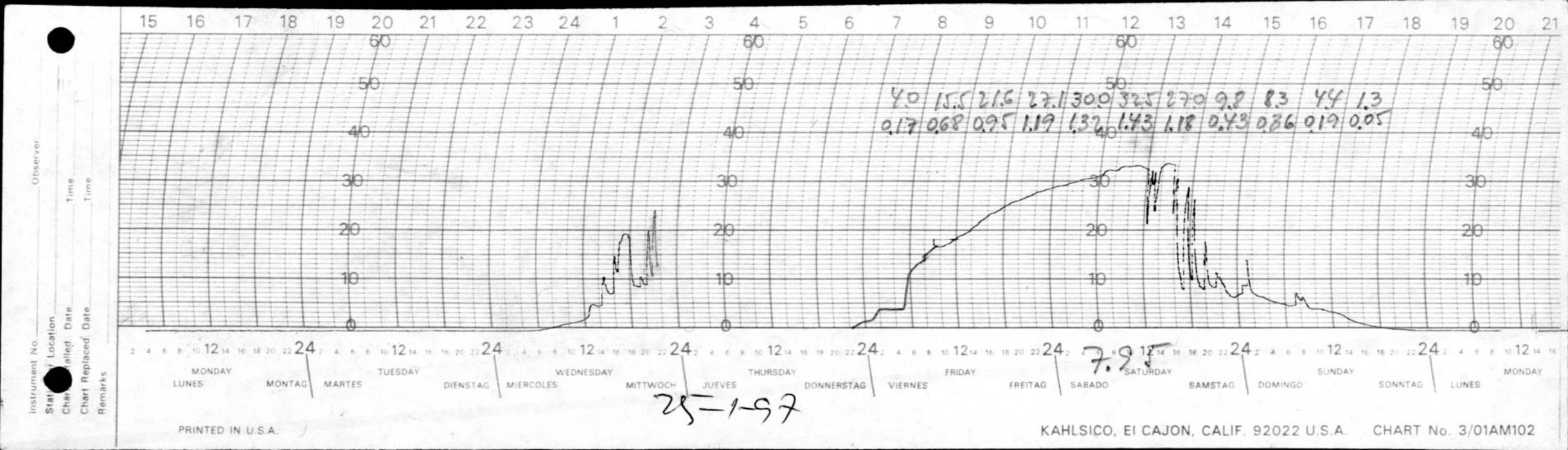
15 16 17 18 19 20 21 22 23 24 1 2 3 4 5 6 7 8 9 10 11 12 13 14 15 16 17 18 19 20 21
60
50
40
30
20
10
0
4.0 15.5 21.6 27.1 30.0 32.5 27.0 9.8 8.3 4.4 1.3
0.17 0.68 0.95 1.19 1.32 1.43 1.18 0.43 0.36 0.19 0.05
MONDAY LUNES
MONTAG
TUESDAY MARTES
DIENSTAG
WEDNESDAY MIERCOLES
MITTWOCH
THURSDAY JUEVES
DONNERSTAG
FRIDAY VIERNES
FREITAG
SATURDAY SABADO
SAMSTAG
SUNDAY DOMINGO
SONNTAG
MONDAY LUNES
7.25
25-1-97
Instrument No.
Observer
Station Location
Chart Installed Date
Time
Chart Replaced Date
Time
Remarks
PRINTED IN U.S.A.
KAHLSICO, EL CAJON, CALIF. 92022 U.S.A. CHART No. 3/01AM102

30 2/8
30 2/8
23 2,2
21 2020
18/8/8

76,4
228481

28 7/6

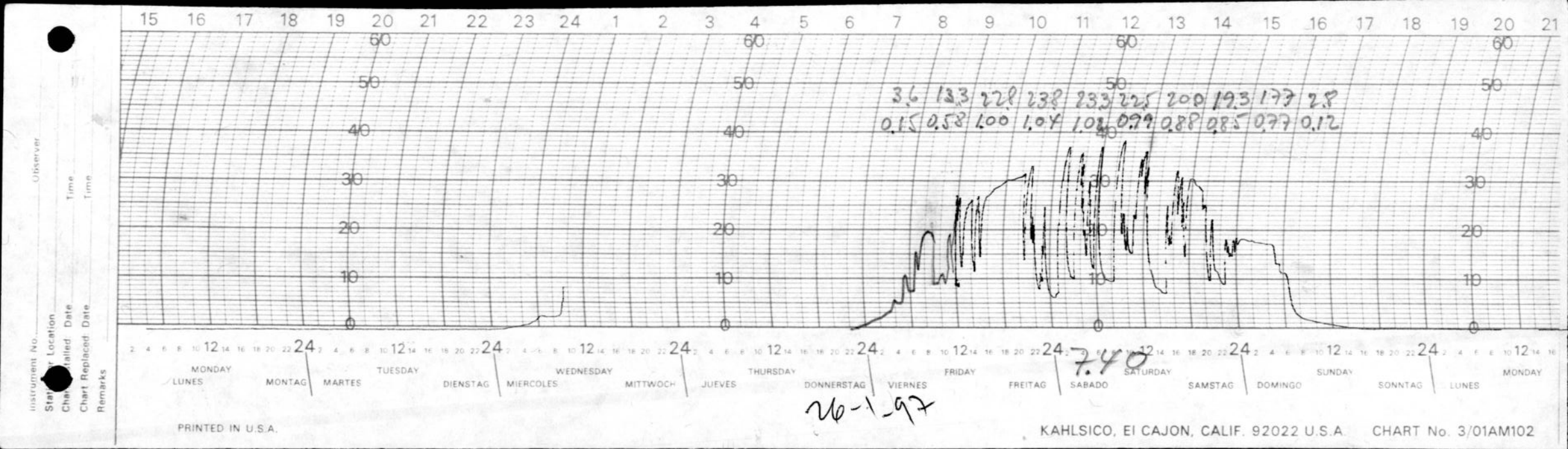
15 16 17 18 19 20 21 22 23 24 1 2 3 4 5 6 7 8 9 10 11 12 13 14 15 16 17 18 19 20 21
3.6 13.3 22.1 23.8 23.3 22.5 20.0 19.3 17.7 2.8
0.15 0.58 1.00 1.04 1.02 0.97 0.88 0.85 0.77 0.12
MONDAY LUNES
MONTAG
TUESDAY MARTES
DIENSTAG
WEDNESDAY MIERCOLES
MITTWOCH
THURSDAY JUEVES
DONNERSTAG
FRIDAY VIERNES
FREITAG
SATURDAY SABADO
SAMSTAG
SUNDAY DOMINGO
SONNTAG
MONDAY LUNES
7.40
26-1-97
Instrument No. Observer
Station Location
Chart Installed Date Time
Chart Replaced Date Time
Remarks
PRINTED IN U.S.A.
KAHLSICO, El CAJON, CALIF. 92022 U.S.A. CHART No. 3/01AM102

228506
716
900

18-19-28
19-20-28
21-23
19
18

31.5
20.0

18.9
18.6

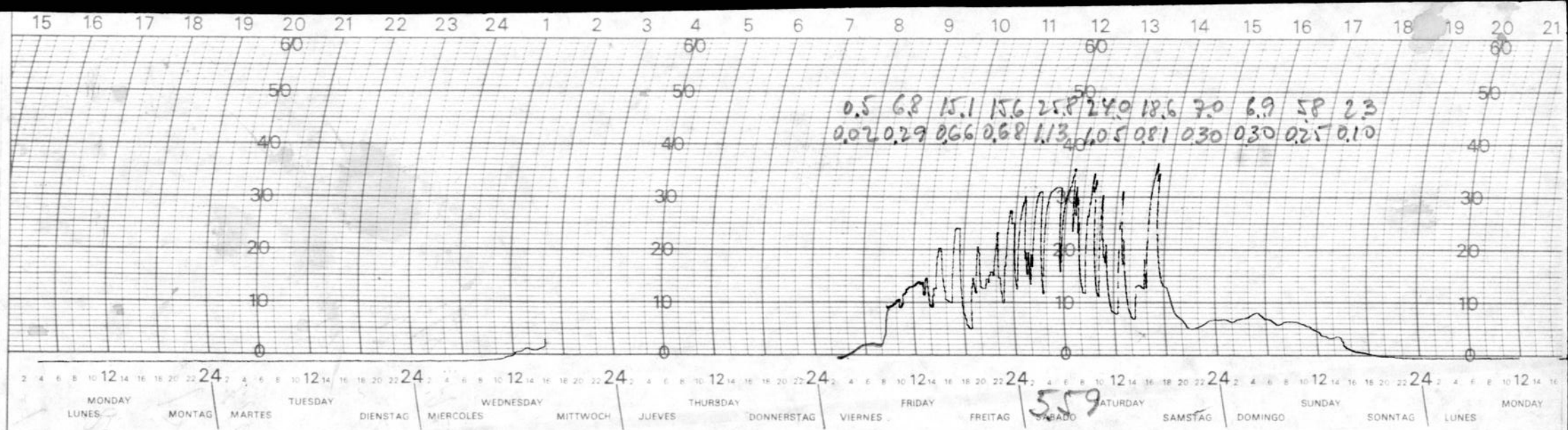

Instrument No. _____ Observer _____

Station or Location _____

Chart Installed Date _____ Time _____

Chart Replaced Date _____ Time _____

Remarks _____

PRINTED IN U.S.A.

27-1-87

KAHLSICO, El CAJON, CALIF. 92022 U.S.A. CHART No. 3/01AM102

96.6

T28S33

17-18-28

18-27

21-22

19

18

81.6

26.4

14.3

88%

17.4

16.5

6/8

2/8 SC

4/8 AC

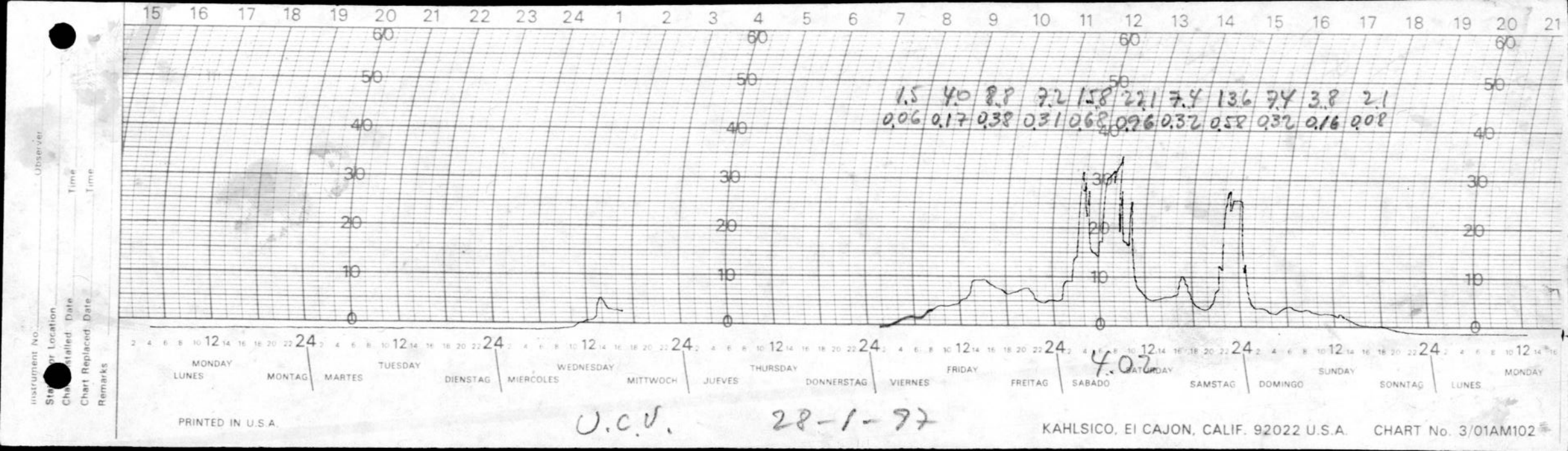
1.5 4.0 8.8 7.2 15.8 22.1 7.4 13.6 7.4 3.8 2.1
0.06 0.17 0.38 0.31 0.68 0.96 0.32 0.58 0.32 0.16 0.08
4.02
MONDAY LUNES
TUESDAY MONTAG MARTES
WEDNESDAY DIENSTAG MIERCOLES
THURSDAY MITTWOCH JUEVES
FRIDAY DONNERSTAG VIERNES
SATURDAY FREITAG SABADO
SUNDAY SAMSTAG DOMINGO
MONDAY SONNTAG LUNES
Instrument No.
Observer
Station Location
Chart Installed Date Time
Chart Replaced Date Time
Remarks
PRINTED IN U.S.A.
U.C.V. 28-1-97
KAHLSICO, EL CAJON, CALIF. 92022 U.S.A. CHART No. 3/01AM102

	84.2
A-18-25	228549
18-15-25	
20-22	18.4
18-19	16.4
18	25%
679.0	14.4
20.3	25.2

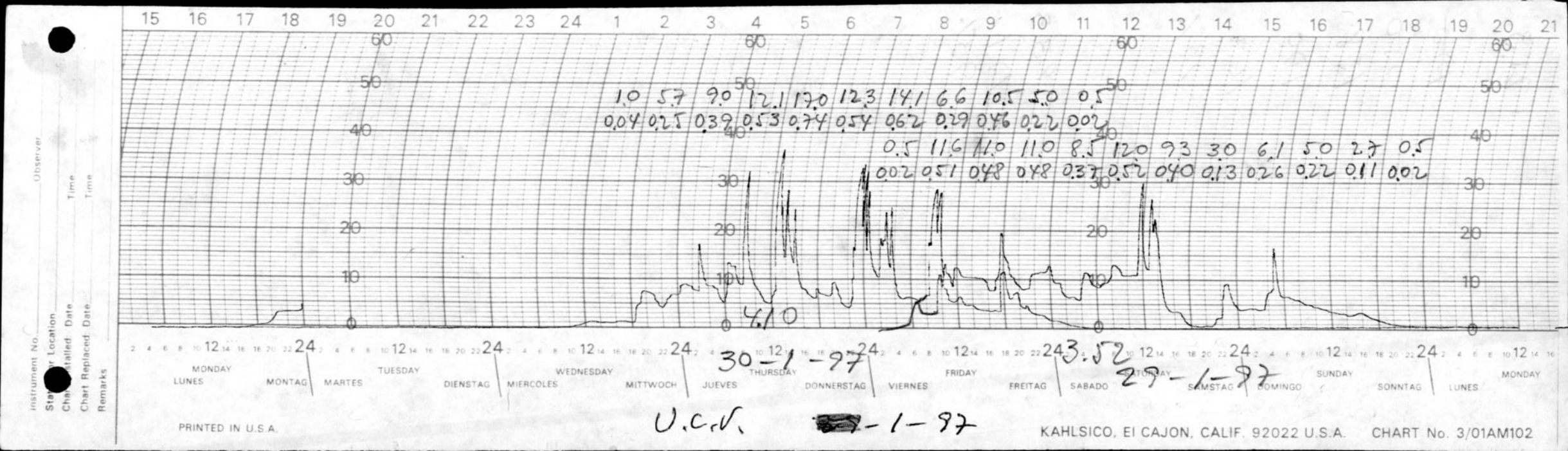
15 16 17 18 19 20 21 22 23 24 1 2 3 4 5 6 7 8 9 10 11 12 13 14 15 16 17 18 19 20 21
1.0 5.7 9.0 12.1 17.0 12.3 14.1 6.6 10.5 5.0 0.5
0.04 0.25 0.39 0.53 0.74 0.54 0.62 0.29 0.46 0.22 0.02
0.5 11.6 11.0 11.0 8.5 12.0 9.3 3.0 6.1 5.0 2.7 0.5
0.02 0.51 0.48 0.48 0.37 0.52 0.40 0.13 0.26 0.22 0.11 0.02
4.10
30-1-97
3.52
29-1-97
MONDAY LUNES MONTAG
TUESDAY MARTES DIENSTAG
WEDNESDAY MIERCOLES MITTWOCH
THURSDAY JUEVES DONNERSTAG
FRIDAY VIERNES FREITAG
SATURDAY SABADO SAMSTAG
SUNDAY DOMINGO SONNTAG
MONDAY LUNES
Instrument No. Observer
Station Location
Chart Installed Date Time
Chart Replaced Date Time
Remarks
PRINTED IN U.S.A.
U.C.V. [redacted]-1-97
KAHLSICO, El CAJON, CALIF. 92022 U.S.A. CHART No. 3/01AM102

18-19-25

15-24

21-22

18-19

18

82.5

228598

680.20

21.3

25.3

~~17.0~~

25.0

15.8

17.0

16.3

93%

0.3

23.3

17.1

93%

~~0.5~~

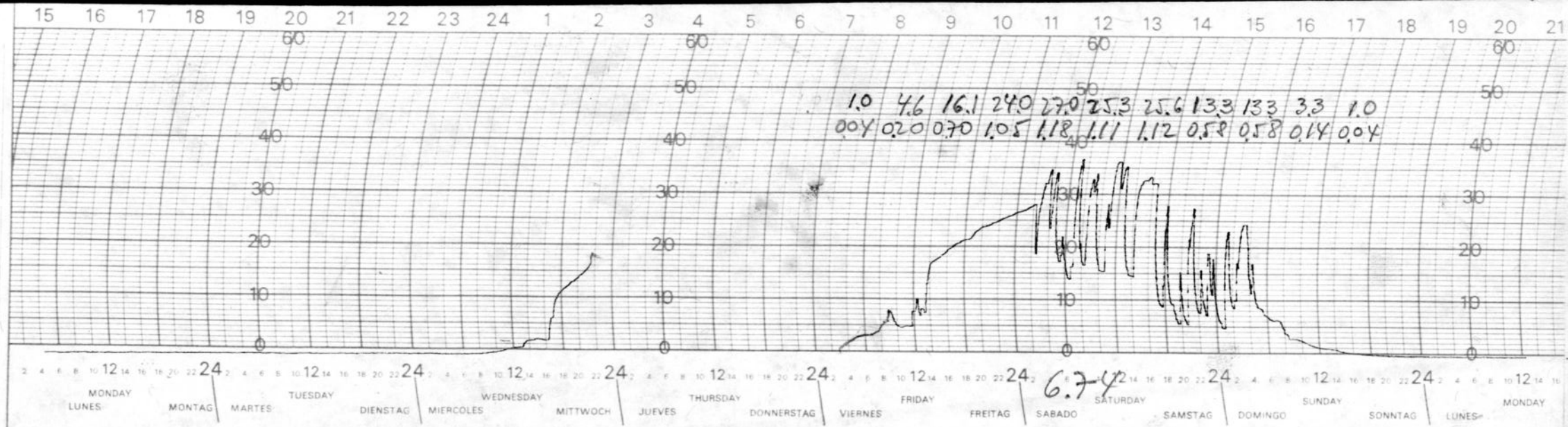

Instrument No. Observer
Station Location
Chart Installed Date Time
Chart Replaced Date Time
Remarks

PRINTED IN U.S.A.

U.C.V. 31-1-97

KAHLSICO, EL CAJON, CALIF. 92022 U.S.A. CHART No. 3/01AM102

36-20-18

29 20 19

23 21 23

21 20 20

17 19 19

87,8

228621

17 y 27

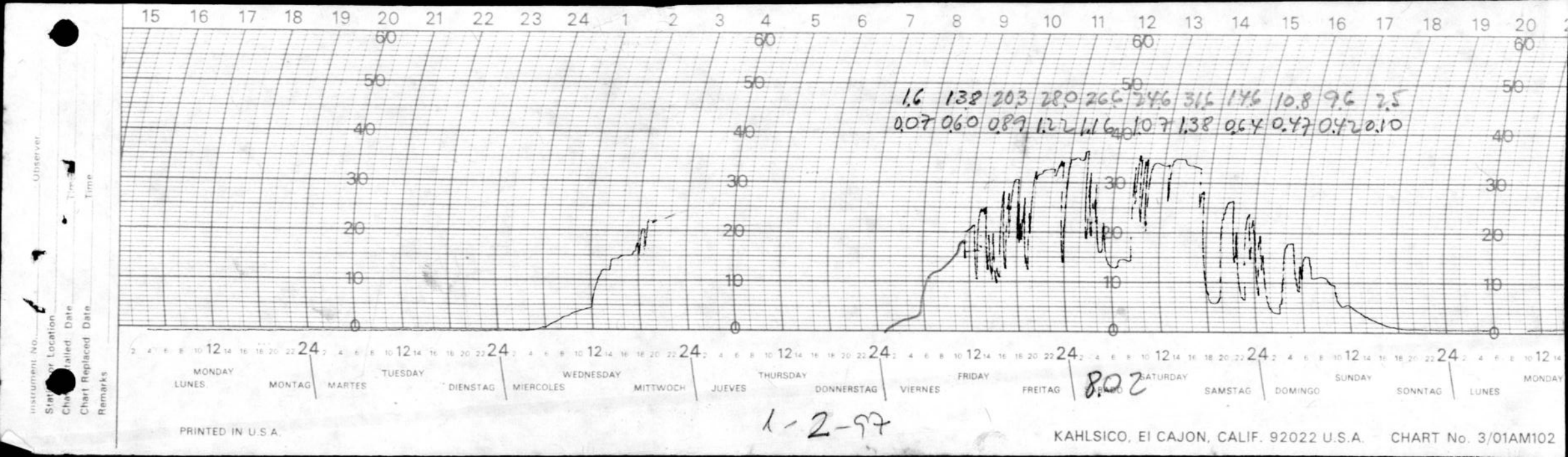

Instrument No. Observer
Station Location
Chart Pulled Date Time
Chart Replaced Date Time
Remarks

1-2-97

PRINTED IN U.S.A.
KAHLSICO, El CAJON, CALIF. 92022 U.S.A. CHART No. 3/01AM102

30 22 19
30 22 20
23 21 21
21 20 20
18 18 18

840

22846

24 18

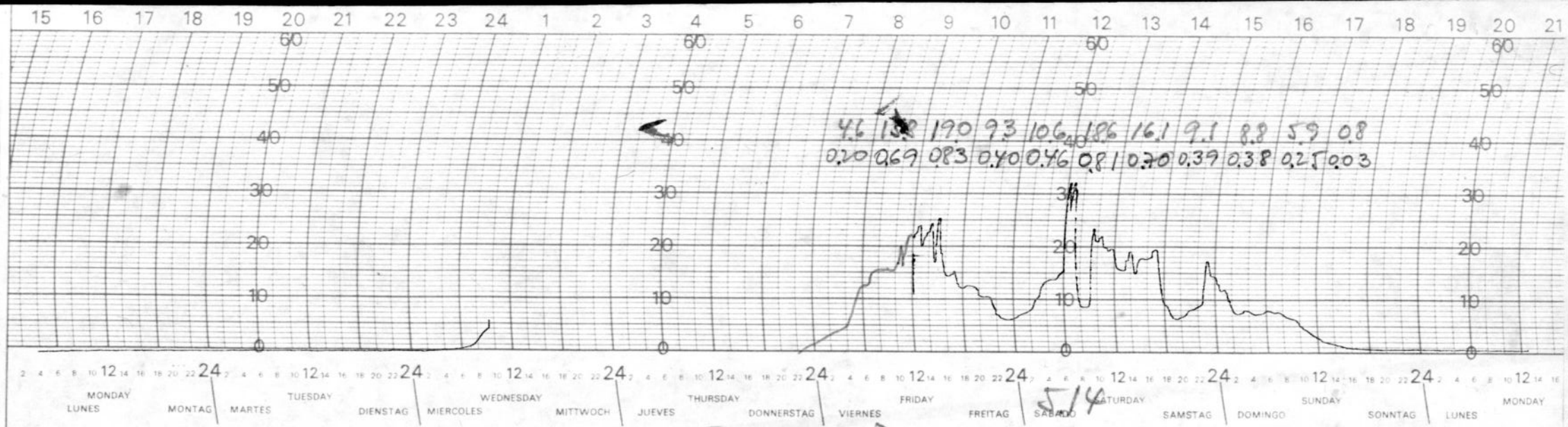

Instrument No. Observer

Station Location

Chart Installed Date Time

Chart Replaced Date Time

Remarks

5/14

2-2-97.

PRINTED IN U.S.A.

KAHLSICO, EL CAJON, CALIF. 92022 U.S.A. CHART No. 3/01AM102

795

228.679

20-26

21-26

21-22-23

19-20

18

679-30

22.2

30.7

20.0

21.2

19.7

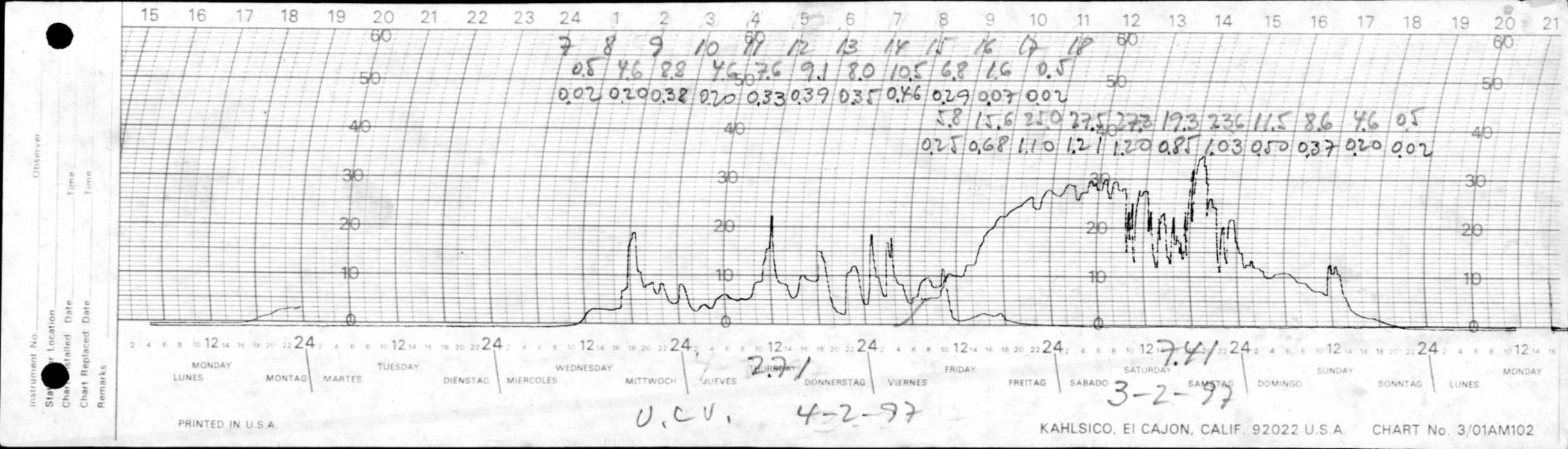
Instrument No.
Observer
Station Location
Chart Installed Date
Time
Chart Replaced Date
Time
Remarks
7 8 9 10 11 12 13 14 15 16 17 18
0.5 4.6 8.8 4.6 7.6 9.1 8.0 10.5 6.8 1.6 0.5
0.02 0.20 0.38 0.20 0.33 0.39 0.35 0.46 0.29 0.07 0.02
5.8 15.6 25.0 27.5 27.3 19.3 23.6 11.5 8.6 4.6 0.5
0.25 0.68 1.10 1.21 1.20 0.85 1.03 0.50 0.37 0.20 0.02
7.21
3-2-97
U.C.V. 4-2-97
MONDAY LUNES MONTAG
TUESDAY MARTES DIENSTAG
WEDNESDAY MIERCOLES MITTWOCH
MIERCOLES JUEVES DONNERSTAG
FRIDAY VIERNES FREITAG
SATURDAY SABADO SAMSTAG
SUNDAY DOMINGO SONNTAG
MONDAY LUNES
PRINTED IN U.S.A.
KAHLSICO, EL CAJON, CALIF. 92022 U.S.A.
CHART No. 3/01AM102

228732
101.1

20-30
21-29
22-24
20-21
19

679.20
21.7

238

28.4
19.4
85%
20.4

234
18.1
87%
19.7
18.4

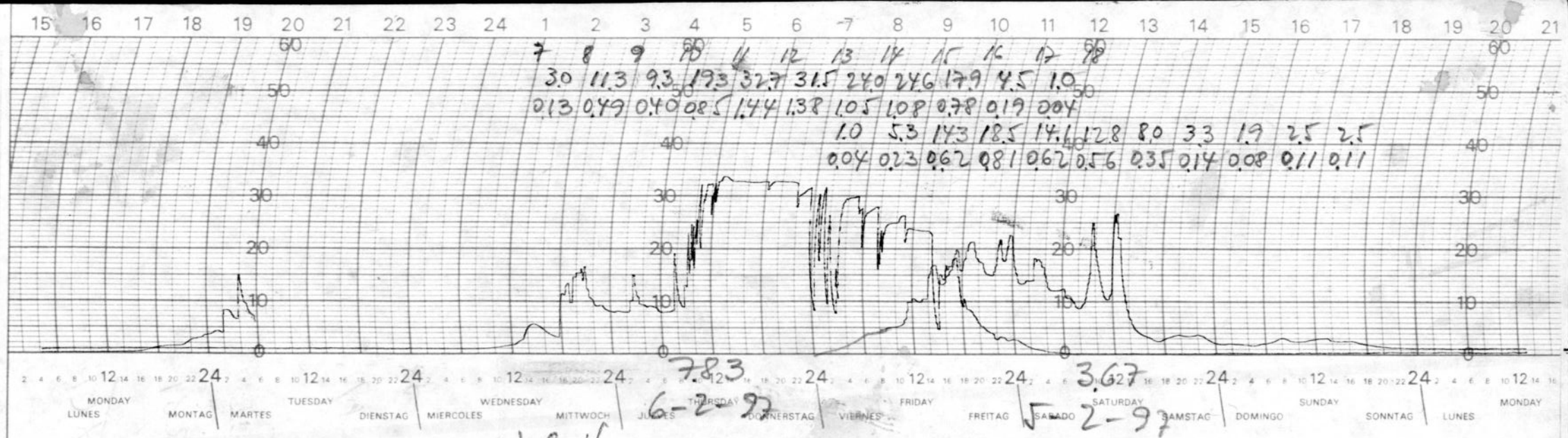

Instrument No. Observer
Station Location
Chart Installed Date Time
Chart Replaced Date Time
Remarks

PRINTED IN U.S.A.

KAHLSICO, El CAJON, CALIF. 92022 U.S.A. CHART No. 3/01AM102

228776

753

0.4

18-21-29

19-21-28

22-23

19

19

267

174

182

95%

4/8

8c

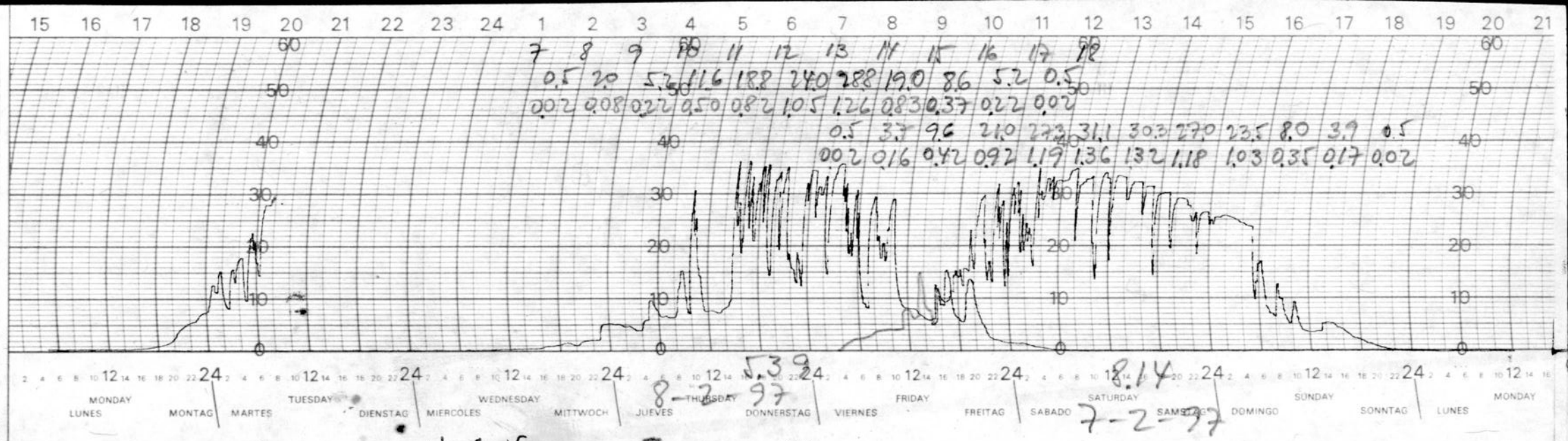

Station Location
Chart Pulled: Date Time
Chart Replaced: Date Time
Remarks

PRINTED IN U.S.A.

KAHLSICO, EL CAJON, CALIF. 92022 U.S.A. CHART No. 3/01AM102

302421
302422
242422
212620
19199

75.0

228831

18 T 27.

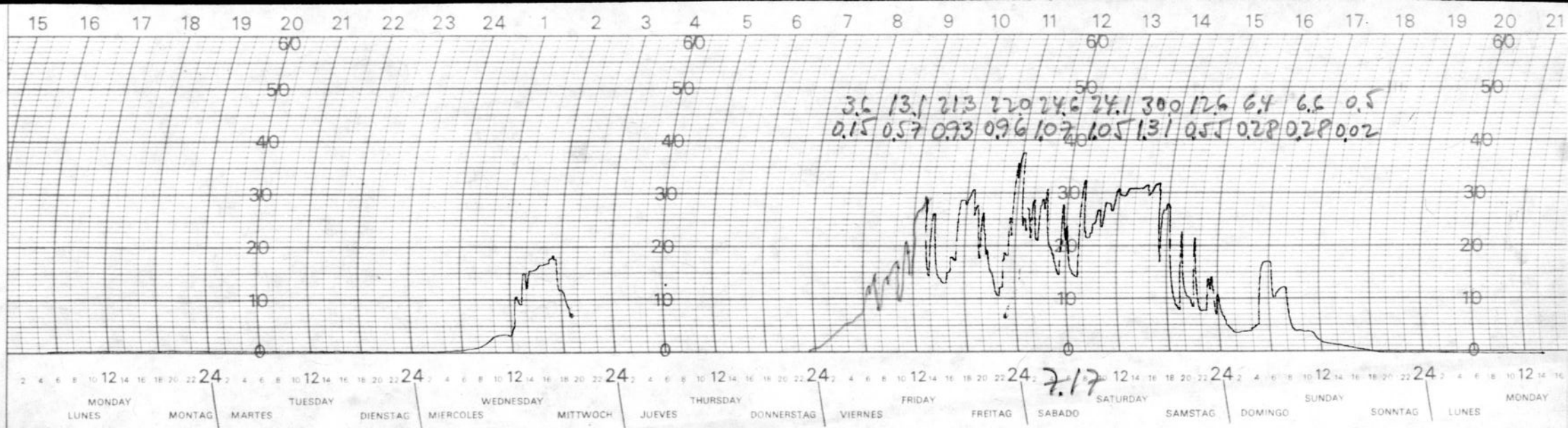

Station Location
Chart Installed Date Time
Chart Replaced Date Time
Remarks

9-2-97

PRINTED IN U.S.A.

KAHLSICO, El CAJON, CALIF. 92022 U.S.A. CHART No. 3/01AM102

30 20 18
30 21 20
24 22 22
22 20 20
18 18 18

70,5
22 8 8 5 8

17 Y 27

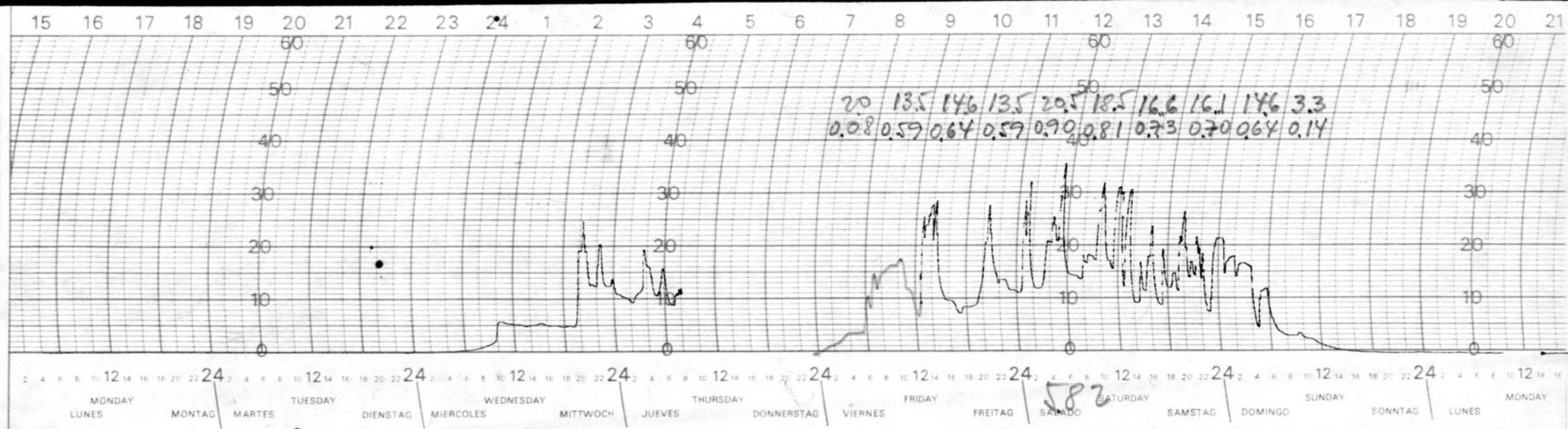

Station Location
Chart Called Date Time
Chart Replaced Date Time
Remarks

PRINTED IN U.S.A.

10-29+

KAHLSICO, El CAJON, CALIF. 92022 U.S.A. CHART No. 3/01AM102

68,0

228887

1

26 7 19

27 24 21
26 24 22
23 22 22
21 20 20
19 19 19

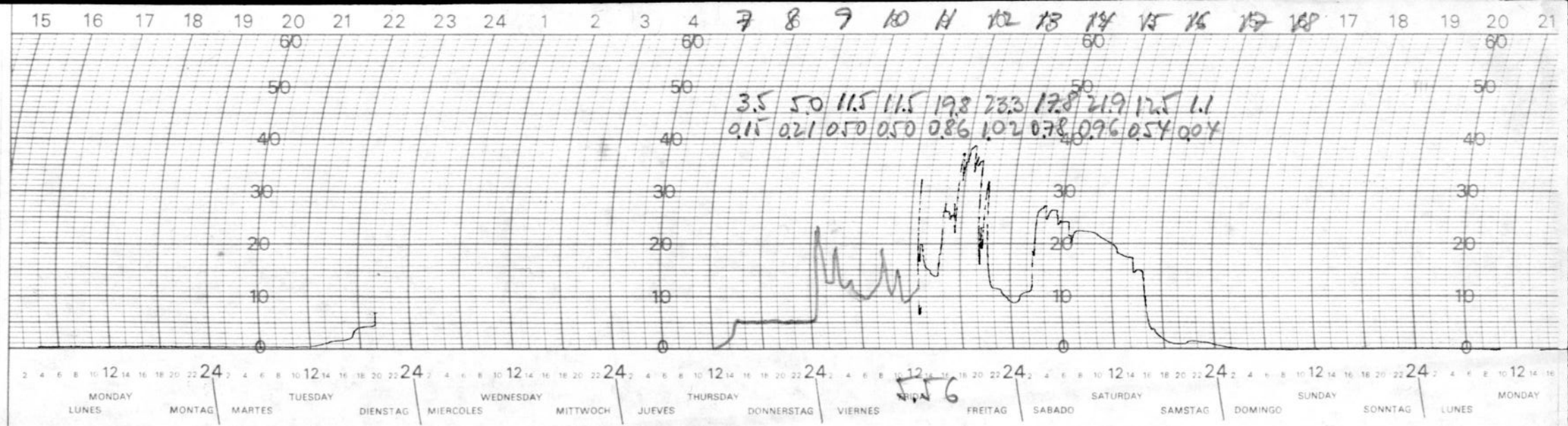

Station Location
Chart Pulled Date Time
Chart Replaced Date Time
Remarks

PRINTED IN U.S.A.

11-2-97

KAHLSICO, El CAJON, CALIF. 92022 U.S.A. CHART No. 3/01AM102

20-28

21-27

22-23

20

18

228511

63.9

30.6

21.2

18.8

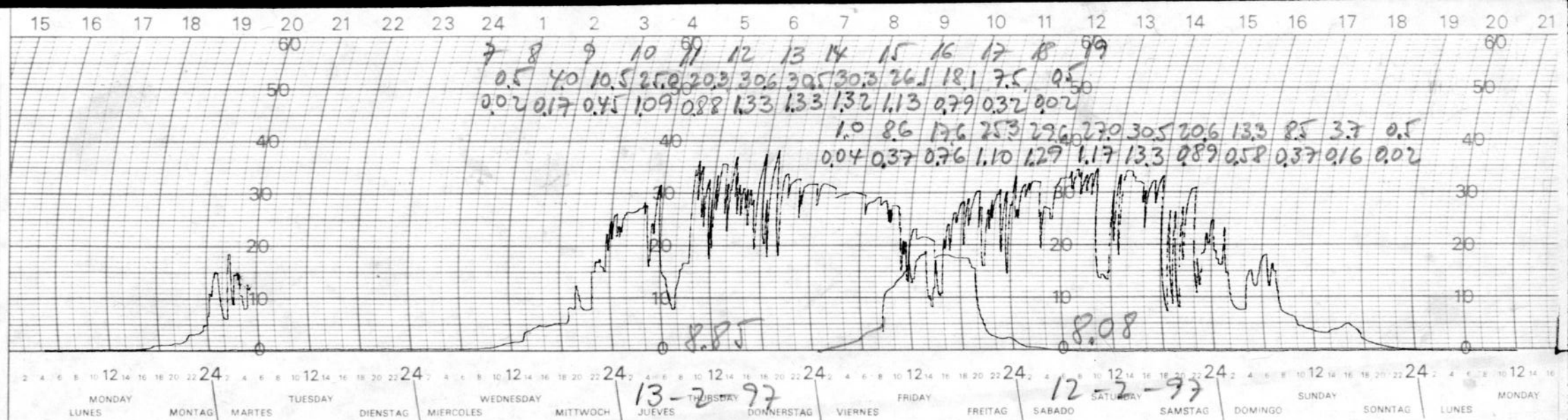

13-2-97

12-2-97

U.C.V.

Station Location
Chart Pulled Date Time
Chart Replaced Date Time
Remarks

PRINTED IN U.S.A.

KAHLSICO, El CAJON, CALIF. 92022 U.S.A. CHART No. 3/01AM102

2290 x 3
80.9
20-22-31
21-22-30
22-25
19-20-21
19
680.50
23.0

40.7
10.0
1.4
87%
28.0
18.9
20.0
92%
27.6
18.3
19.0

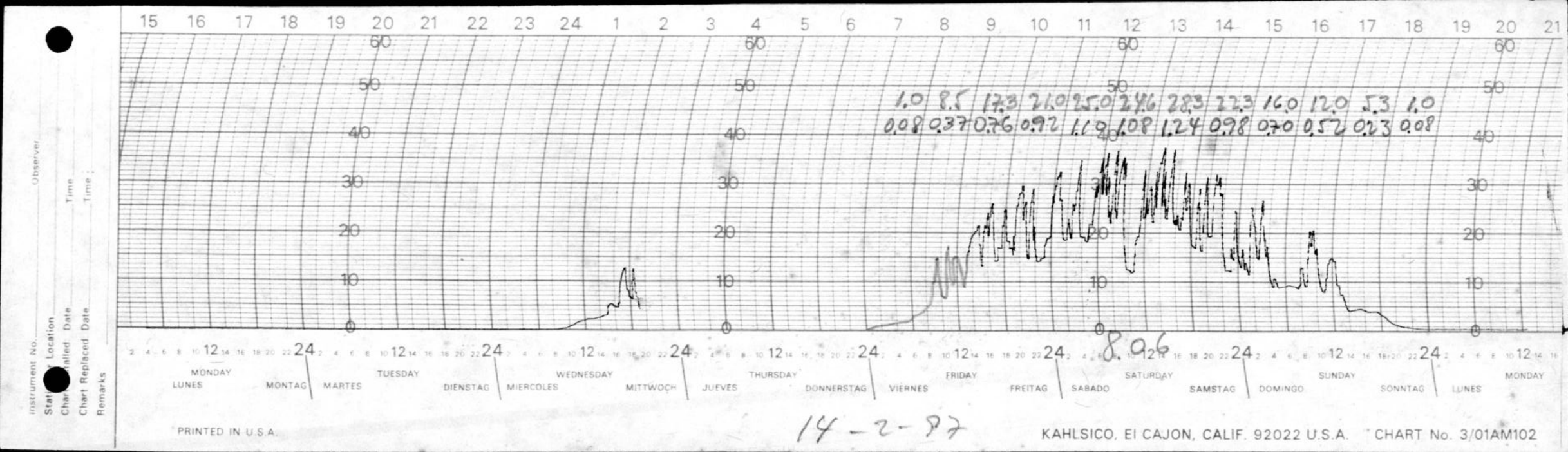
15 16 17 18 19 20 21 22 23 24 1 2 3 4 5 6 7 8 9 10 11 12 13 14 15 16 17 18 19 20 21
1.0 8.5 17.3 21.0 25.0 24.6 28.3 22.3 16.0 12.0 5.3 1.0
0.08 0.37 0.76 0.92 1.19 1.08 1.24 0.98 0.70 0.52 0.23 0.08
8.96
MONDAY LUNES
TUESDAY MONTAG MARTES DIENSTAG
WEDNESDAY MIERCOLES MITTWOCH
THURSDAY JUEVES DONNERSTAG
FRIDAY VIERNES FREITAG
SATURDAY SABADO SAMSTAG
SUNDAY DOMINGO SONNTAG
MONDAY LUNES
Instrument No.
Observer
Station Location
Chart Installed Date
Time
Chart Replaced Date
Time
Remarks
PRINTED IN U.S.A.
14-2-97
KAHLSICO, El CAJON, CALIF. 92022 U.S.A. CHART No. 3/01AM102

30 20 20
29 21 21
24 22 22
22 21 24
19 19 19

86,8
229076

18 y 26.

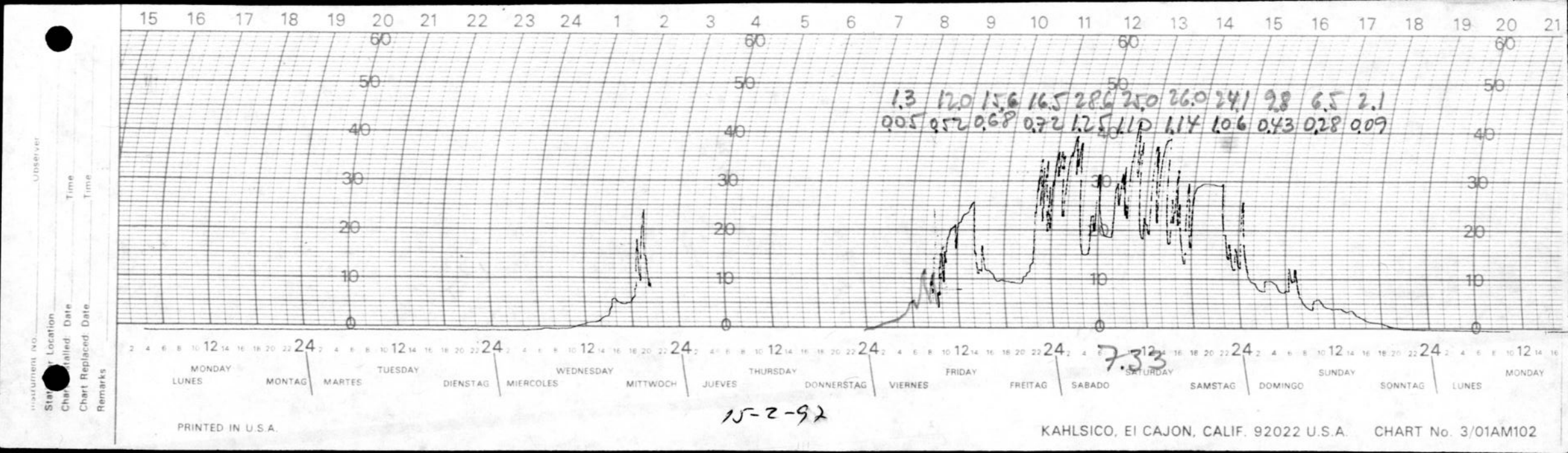
15 16 17 18 19 20 21 22 23 24 1 2 3 4 5 6 7 8 9 10 11 12 13 14 15 16 17 18 19 20 21
1.3 12.0 15.6 16.5 28.6 25.0 26.0 24.1 9.8 6.5 2.1
0.05 0.52 0.68 0.72 1.25 1.10 1.14 1.06 0.43 0.28 0.09
MONDAY LUNES
MONTAG
TUESDAY MARTES
DIENSTAG
WEDNESDAY MIERCOLES
MITTWOCH
THURSDAY JUEVES
DONNERSTAG
FRIDAY VIERNES
FREITAG
SATURDAY SABADO
SAMSTAG
SUNDAY DOMINGO
SONNTAG
MONDAY LUNES
7.33
15-2-92
PRINTED IN U.S.A.
KAHLSICO, El CAJON, CALIF. 92022 U.S.A. CHART No. 3/01AM102

30 2019
29 19 20
29 29 29
19 2020
18180

82,3

229117

17 24.

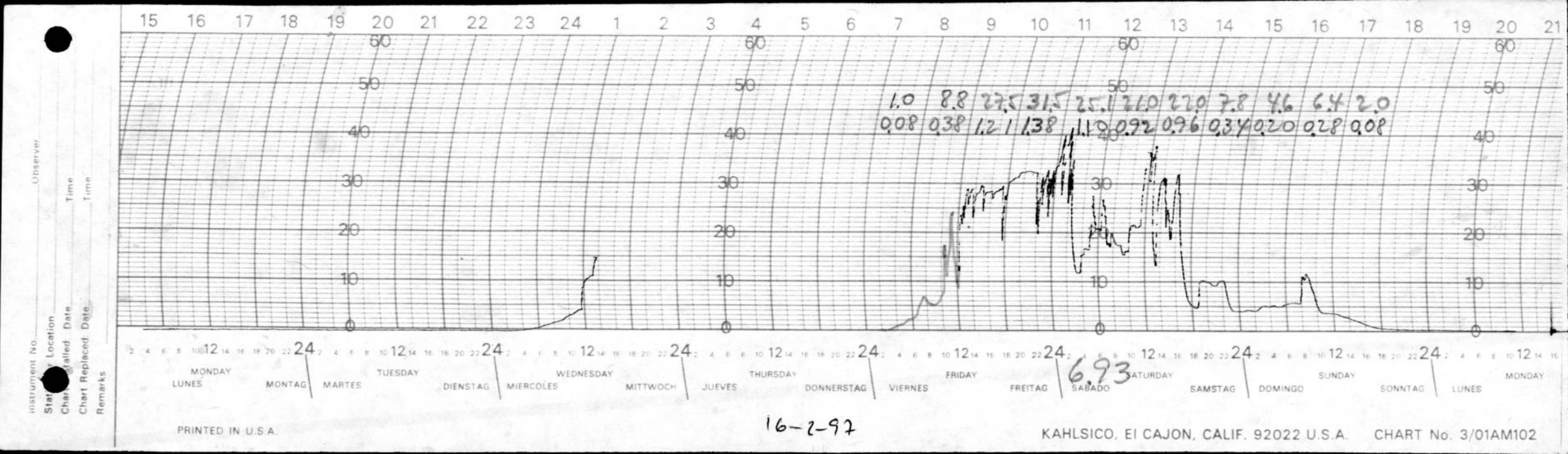

Instrument No. Observer

Station Location

Charge Installed Date Time

Chart Replaced Date Time

Remarks

PRINTED IN U.S.A.

16-2-97

KAHLSICO, El CAJON, CALIF. 92022 U.S.A. CHART No. 3/01AM102

20-21-29

21-29

22-23

20-21

19

229/62

773

90.0

222

681.20

18.6

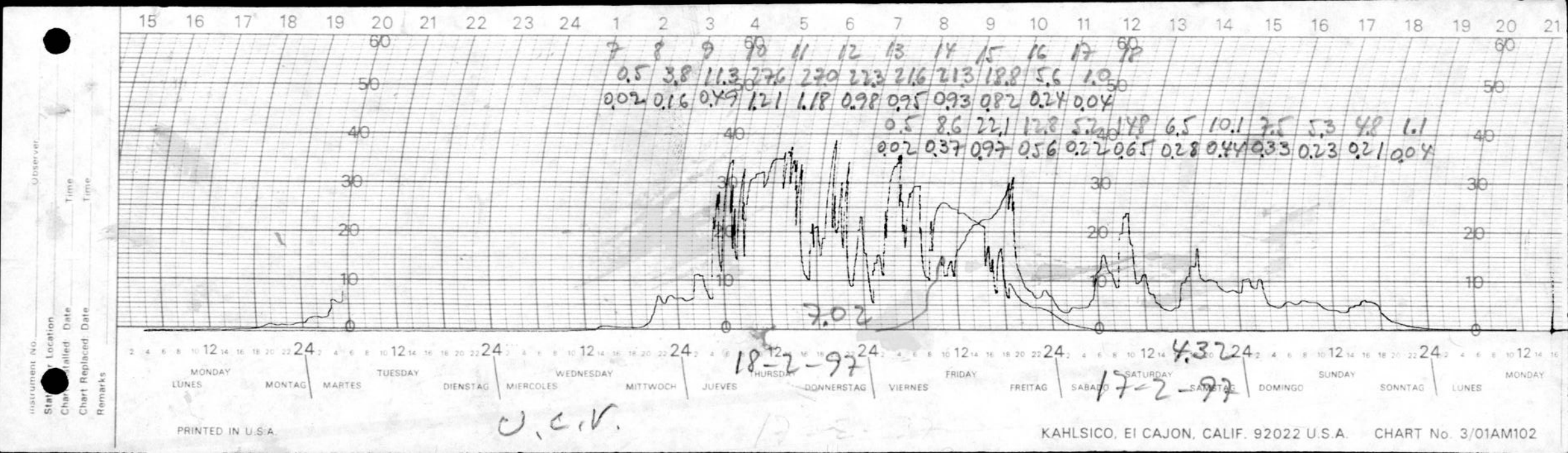
15 16 17 18 19 20 21 22 23 24 1 2 3 4 5 6 7 8 9 10 11 12 13 14 15 16 17 18 19 20 21
7 8 9 10 11 12 13 14 15 16 17 18
0.5 3.8 11.3 27.6 27.0 22.3 21.6 21.3 18.8 5.6 1.0
0.02 0.16 0.49 1.21 1.18 0.98 0.95 0.93 0.82 0.24 0.04
0.5 8.6 22.1 12.8 5.2 1.8 6.5 10.1 7.5 5.3 4.8 1.1
0.02 0.37 0.97 0.56 0.22 0.65 0.28 0.44 0.33 0.23 0.21 0.04
7.02
4.32
18-2-97
17-2-97
MONDAY LUNES
MONTAG
TUESDAY MARTES
DIENSTAG
WEDNESDAY MIERCOLES
MITTWOCH
JUEVES
DONNERSTAG
FRIDAY VIERNES
FREITAG
SATURDAY SABADO
SAMSTAG
SUNDAY DOMINGO
SONNTAG
LUNES
MONDAY
Instrument No.
Observer
Station Location
Time
Chart Installed Date
Time
Chart Replaced Date
Remarks
PRINTED IN U.S.A.
U.C.V.
KAHLSICO, El CAJON, CALIF. 92022 U.S.A. CHART No. 3/01AM102

829227

8+8

19-20-21
20-21-28
22-23
20
19

1.2

24.6
16.9
100
17.2

25.1
17.1
93%
175%

1.2
0.6
1.7

689
4
2720 | 3
=20 906

680.50
4
27220 | 3
=22 907.3
1?

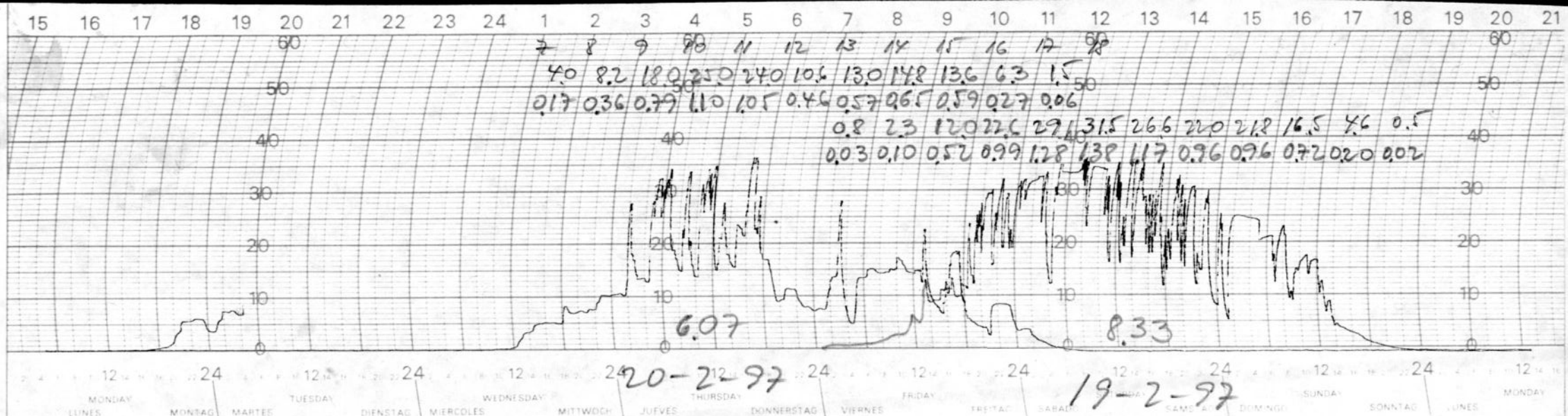

Station Location
Chart Filled Date Time
Chart Replaced Date Time
Remarks

U.C.H.

PRINTED IN U.S.A.

KAHLSICO, EL CAJON, CALIF. 92022 U.S.A. CHART No. 3/01AM102

229310

80.0

18-20-30

20-21

22-24

90

19

25.5

~~18.3~~

25.4

15.6

23.8

18.3

91%

84%

19.4

Station Location Time
Chart Filled Date Time
Chart Replaced Date
Remarks

21-2-57

O.C.V. 21-2-57

PRINTED IN U.S.A.

KAHLSICO, EL CAJON, CALIF. 92022 U.S.A. CHART No. 3/01AM102

86,0
229361

29 25 22
29 24 21
23 22 22
21 20 20
20 20 20

17 7 26.

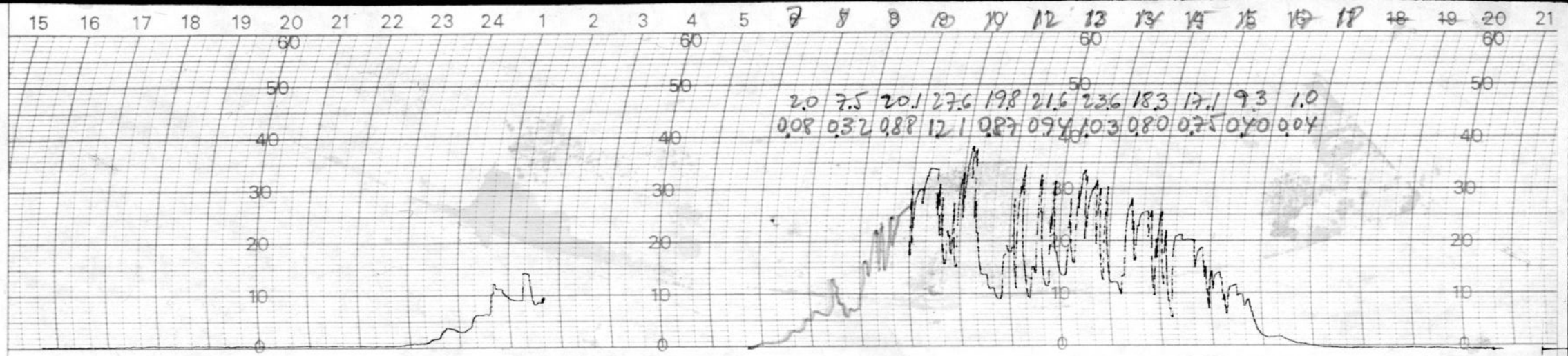

Station Location
Chart Filled Date Time
Chart Replaced Date Time
Remarks

22-2-92

PRINTED IN U.S.A.

KAHLSICO, El CAJON, CALIF. 92022 U.S.A. CHART No. 3/01AM102

83,3
229418

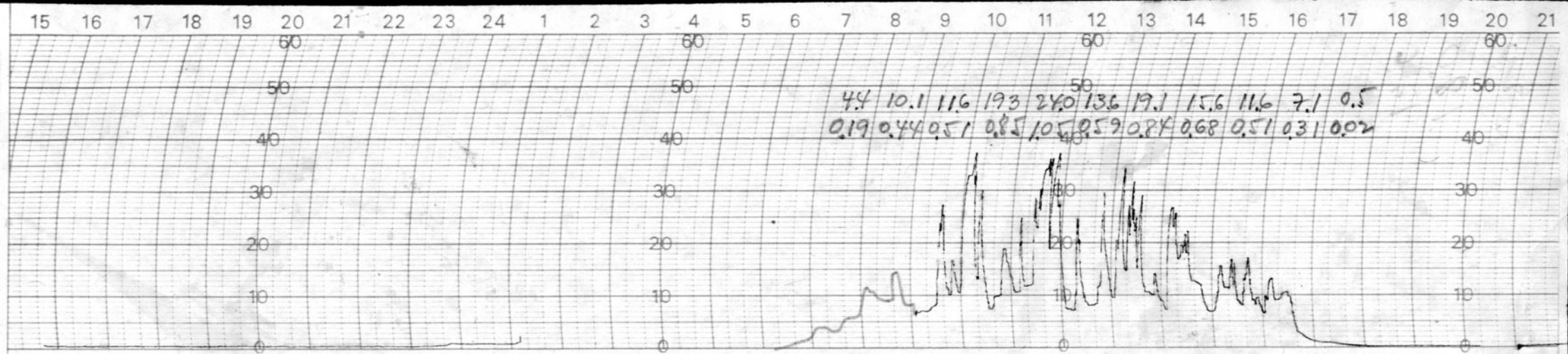

Station Location Time

Chart Filled Date Time

Chart Replaced Date

Remarks

23-2-97

23-2-97

PRINTED IN U.S.A.

KAHLSICO, El CAJON, CALIF. 92022 U.S.A. CHART No. 3/01AM102

32.0
18.0
17.6

229456

82.6

20-27
21-27
22-23
20
19

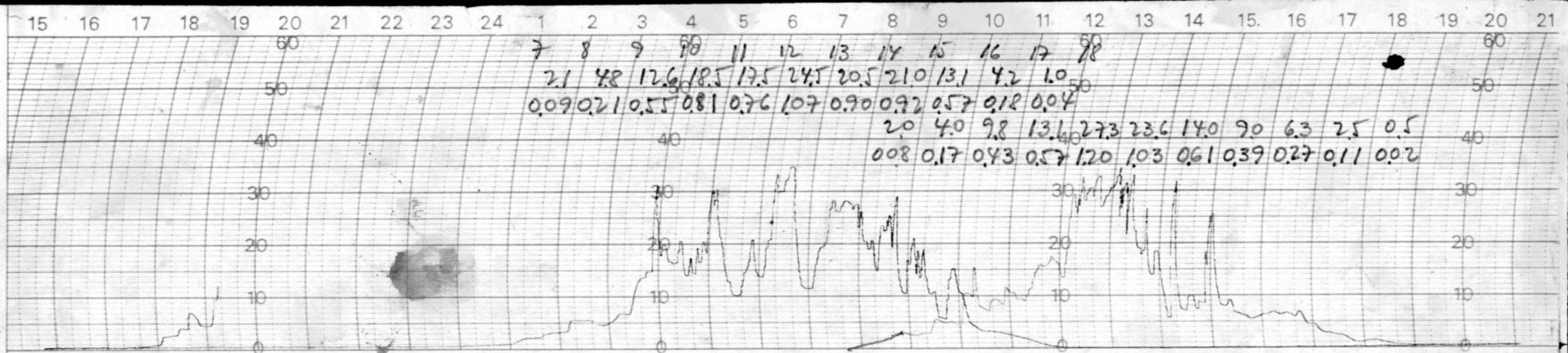

Station Location
Changed Date Time
Chart Replaced Date Time
Remarks

PRINTED IN U.S.A.

KAHLSICO, EL CAJON, CALIF. 92022 U.S.A. CHART No. 3.01AM102

782

22355

20-21-28

24-22-28

22-23

20

19

20.6

19.6

19.0

GPD

21.5

13.5

24.9

18.3

25.3

19.0

88%

84%

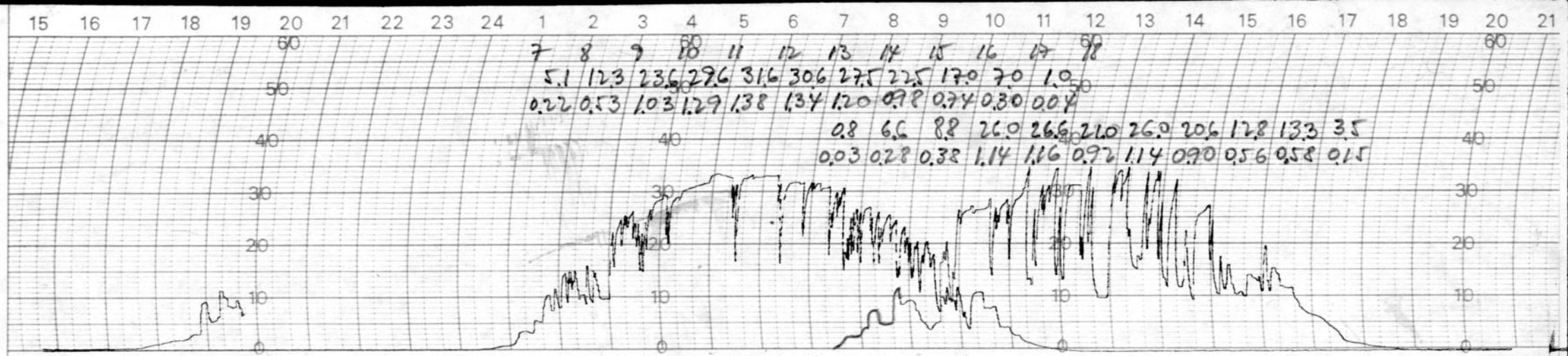

Station or Location
Chart Pulled Date Time
Chart Replaced Date Time
Remarks

PRINTED IN U.S.A.

KAHLSICO EL CAJON CALIF 92022 U.S.A. CHART No. 3/01AM102

229669
83.0

20-21-33
21-22-33
22-25
19-20-22
19

17

681.50
21.5

19.2
25.7
18.1
26.3
86%
19.4
18.1
83%
17.3

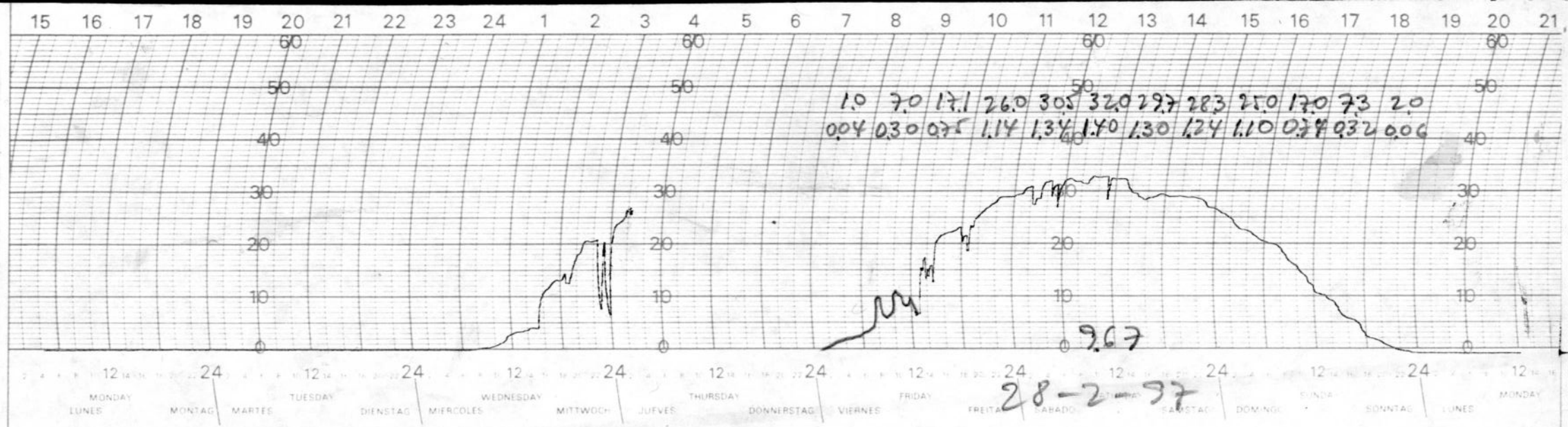

Station or Location
Chart Called Date Time
Chart Replaced Date Time
Remarks

PRINTED IN U.S.A.

KAHLSICO, EL CAJON, CALIF. 92022 U.S.A. CHART No. 3/01AM102

86,1
229711

32 23 19
32 24 20
26 23 24
24 21 21
20 20 20

15727

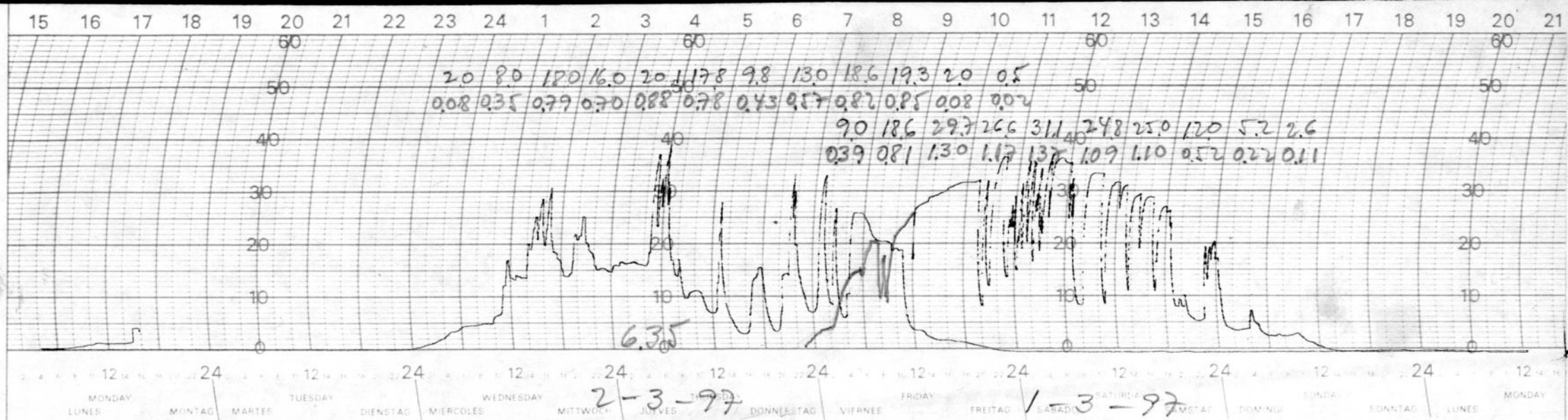

Station or Location
Chart Installed Date
Time
Chart Replaced Date
Time
Remarks

PRINTED IN U.S.A.

KAHLSICO EL CAJON, CALIF. 92022 U.S.A. CHART No. 3/01AM102

22762

773

16-17-32

17-33

22-25

19-21

19

17.6

16.3

14.9

Station or Location
Chart Installed Date Time
Chart Replaced Date Time
Remarks

U.C.N.

PRINTED IN U.S.A.

KARLSICO. EL CAJON. CALIF. 92022 U.S.A. CHART No. 3/01AM102

229844

80.8

17-21-32

17-22-31

21-22-24

18-20-21

19

680.71

22.0

15.3

26.4

16.4

25.0

18.1

77"

84%

17.0

18.9

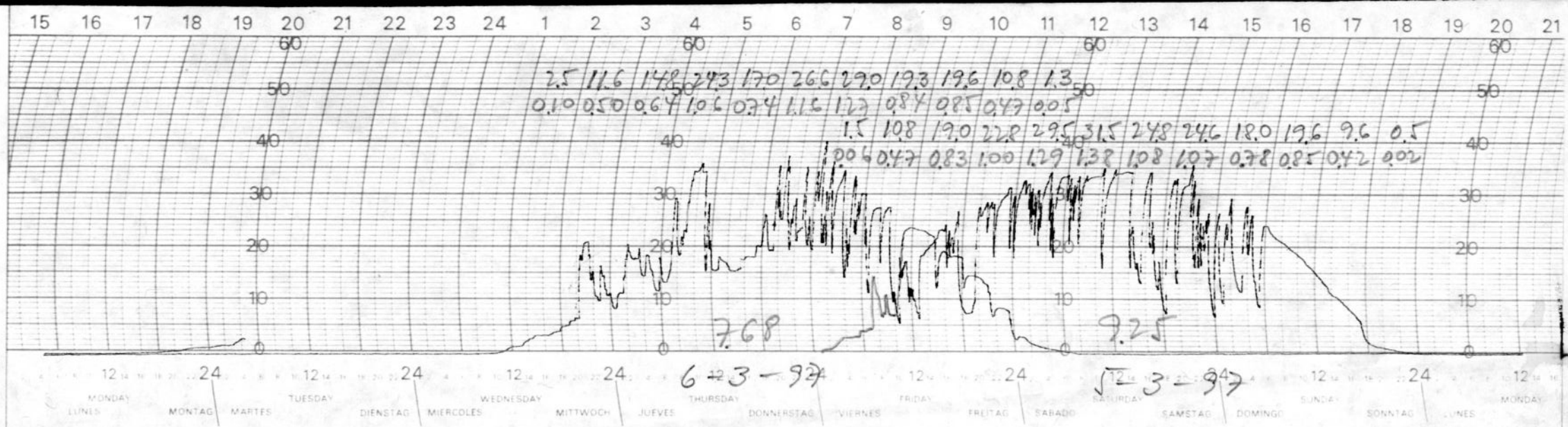

Station or Location
Chart Installed Date
Chart Replaced Date
Remarks
Time
Time

PRINTED IN U.S.A.

KAHLSICO, EL CAJON, CALIF. 92022 U.S.A. CHART No. 3/01AM102

813 20.6
229926
26.2
19-20-35 15.9
20-21-33 26.1
22-25 16.9
19 88
20-21-22
84
680.40
22.3 18.0

PRINTED IN U.S.A.

KAHLSICO, EL CAJON, CALIF. 92022 U.S.A. CHART No. 3/01AM102

שמעון -

110 בקר

0 | 98

שם משפחה

שם פרטי

מספר זהות

מספר דרכון

תאריך לידה

מקום לידה

מין

מצב משפחתי

שם בן/בת הזוג

שם האב

שם האם

כתובת

מספר טלפון

מקצוע

מעסיק

כתובת מעסיק

מספר טלפון מעסיק

הערות

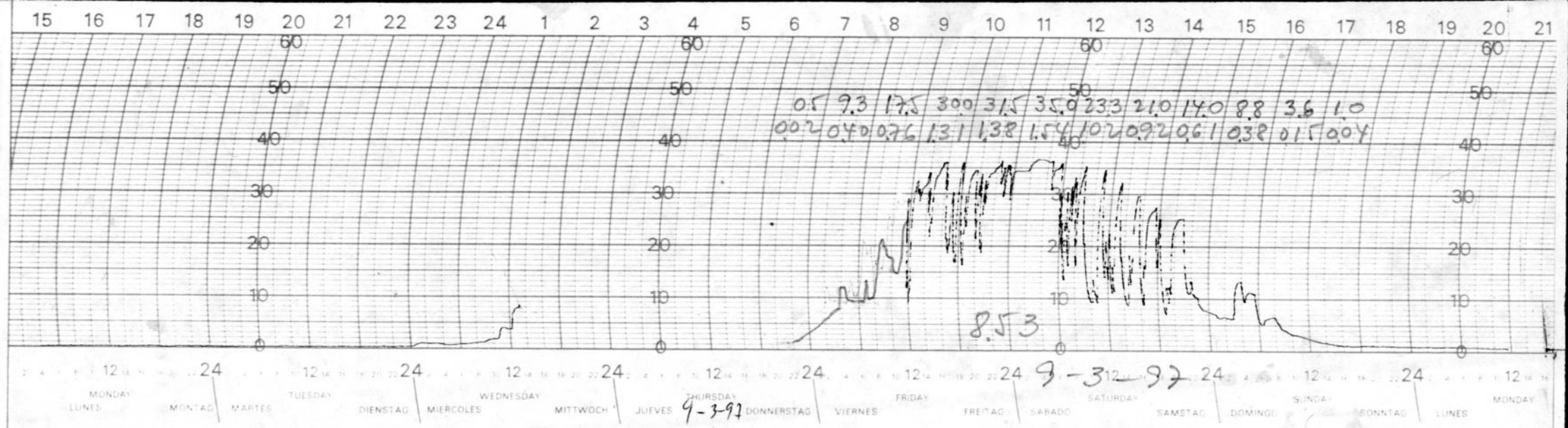

Station Location
Chart Started Date Time
Chart Replaced Date Time
Remarks

PRINTED IN U.S.A.

KAHLSICO, EL CAJON, CALIF. 92022 U.S.A. CHART No. 3/01AM102

767
230057
22-37
23-36
24-25
20-21-22
19-20
20
679.50
00

28.7
10.0

8/8
SC

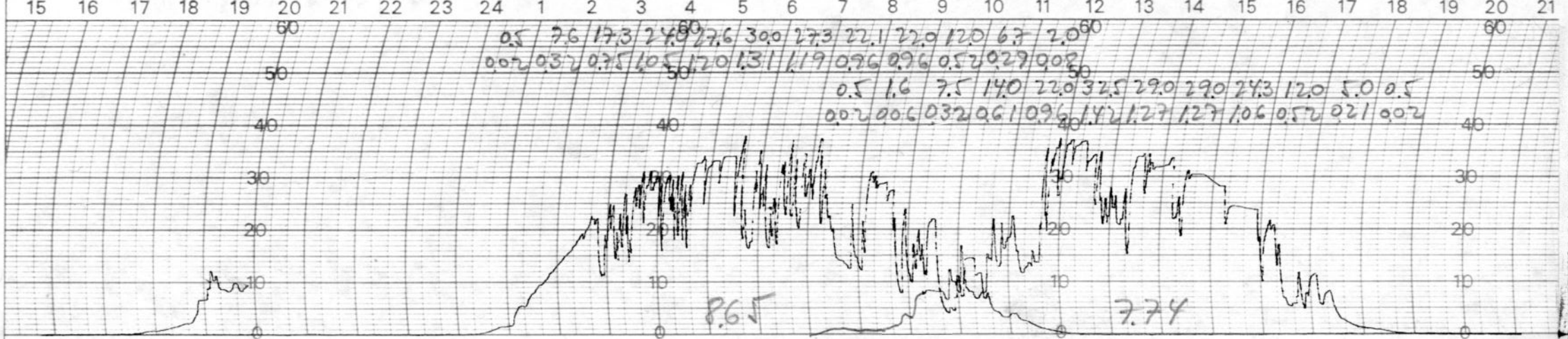

Station Location Time
Chart Filled Date Time
Chart Replaced Date
Remarks

PRINTED IN U.S.A.

KAHLSICO, EL CAJON, CALIF. 92022 U.S.A. CHART No. 3/01AM102

230141

81.°

20-23-35

21-24-35

24-27-

21-22-23

20

15.5

26.3

16.9

27.4

18.9

78

89

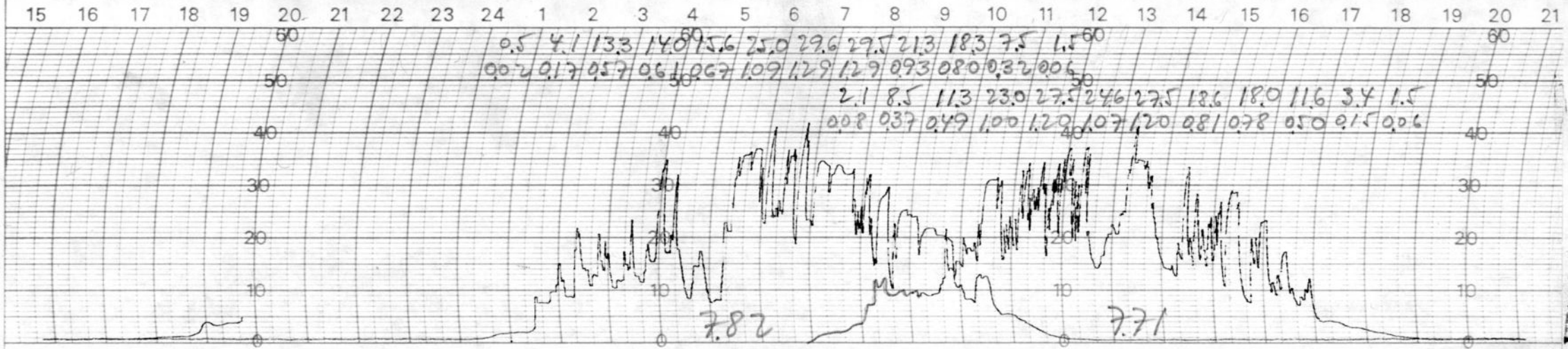

Station Location
Chart Installed Date Time
Chart Replaced Date Time
Remarks

13-3-87

12-3-87

U.C.V.

PRINTED IN U.S.A.

KAHLSICO, EL CAJON, CALIF. 92022 U.S.A. CHART No. 3/01AM102

722

0.2

230241

22-36

23-35

24-27

24-22-23

20

90.0

6810

220

808

28.0

27.3

18.6

80%

20.0

18.2

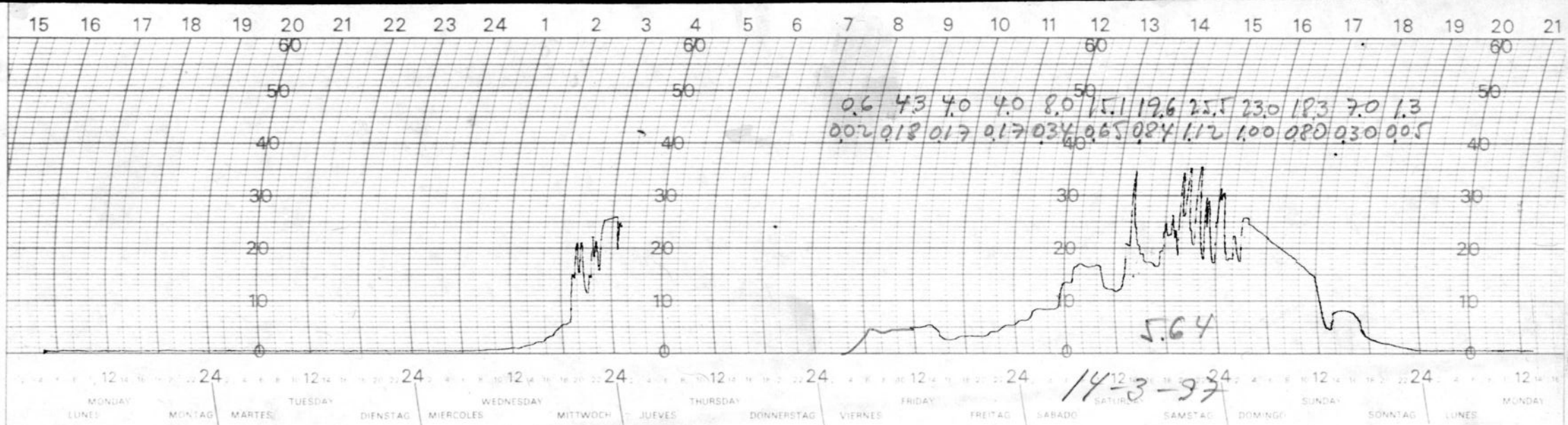

Station Location Time
Chart Yield Date Time
Chart Replaced Date
Remarks

U.C.V.

PRINTED IN U.S.A.

KAHLSICO, EL CAJON, CALIF. 92022 U.S.A. CHART No. 3/01AM102

ב"ה

בס"ד

בס"ד

בס"ד

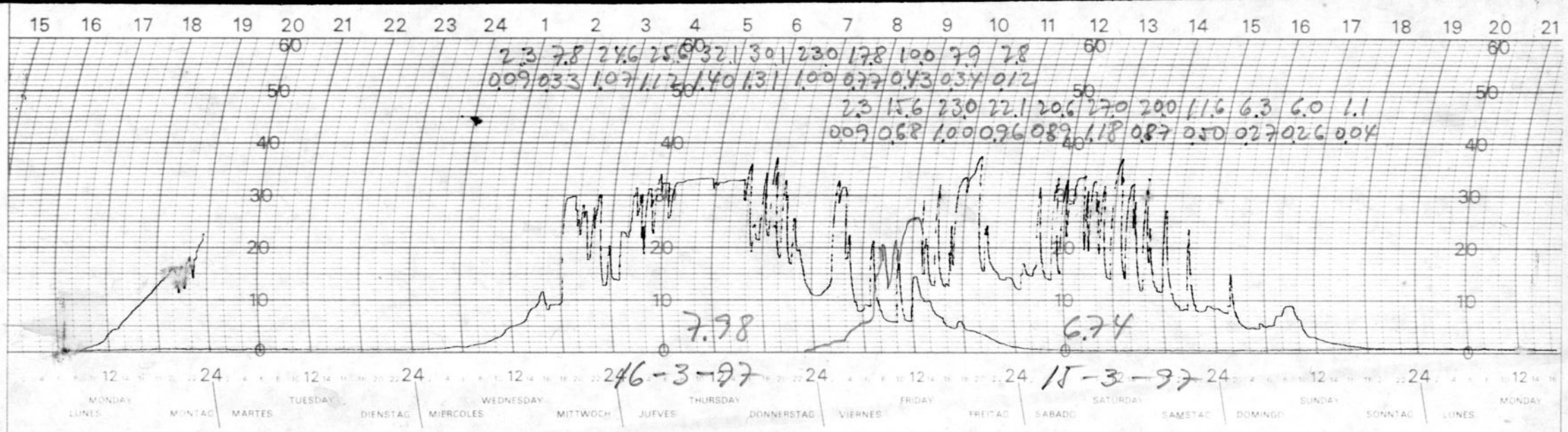

Station or Location
Chart Called Date
Chart Replaced Date
Remarks
Time
Time

PRINTED IN U.S.A.

KAHLSICO, El CAJON, CALIF. 92022 U.S.A. CHART No. 3/01AM102

28.2

230354

737

20-25-39

21-23-37

24-28

21-22-24

20-72

679.50

230

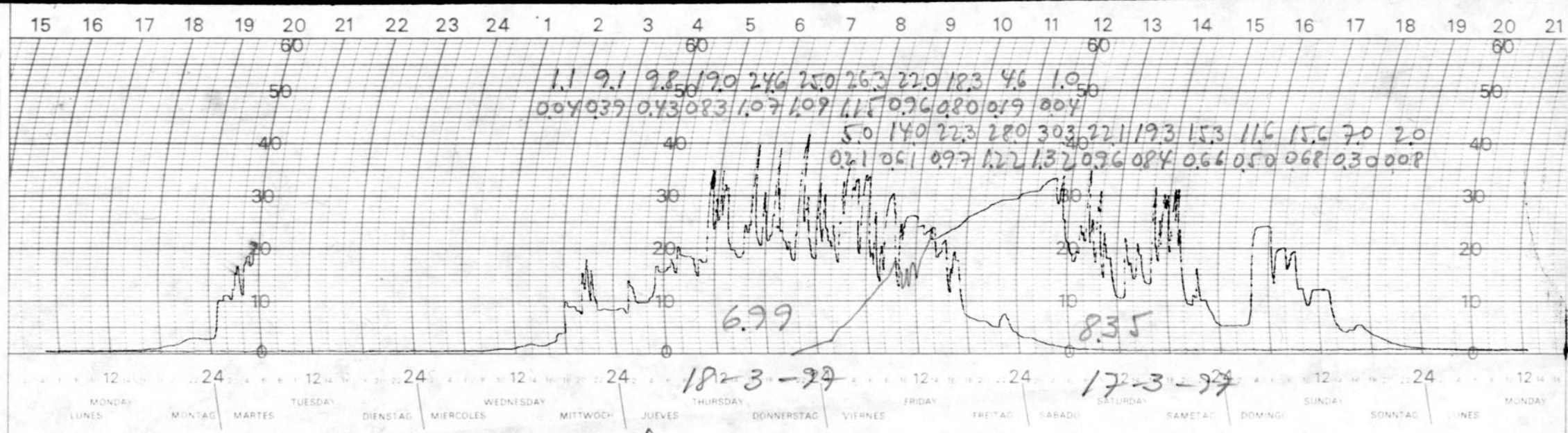

Station or Location
Chart Applied Date
Chart Replaced Date
Remarks
Time
Time

PRINTED IN U.S.A.

KAHLSICO, El CAJON, CALIF. 92022 U.S.A. CHART No. 3/01AM102

230478

818

20-23-37

21-23-35

24-27

22-23

21

33.0

28.3

17.9

26.5

16.1

87%

87%

19.3

17.5

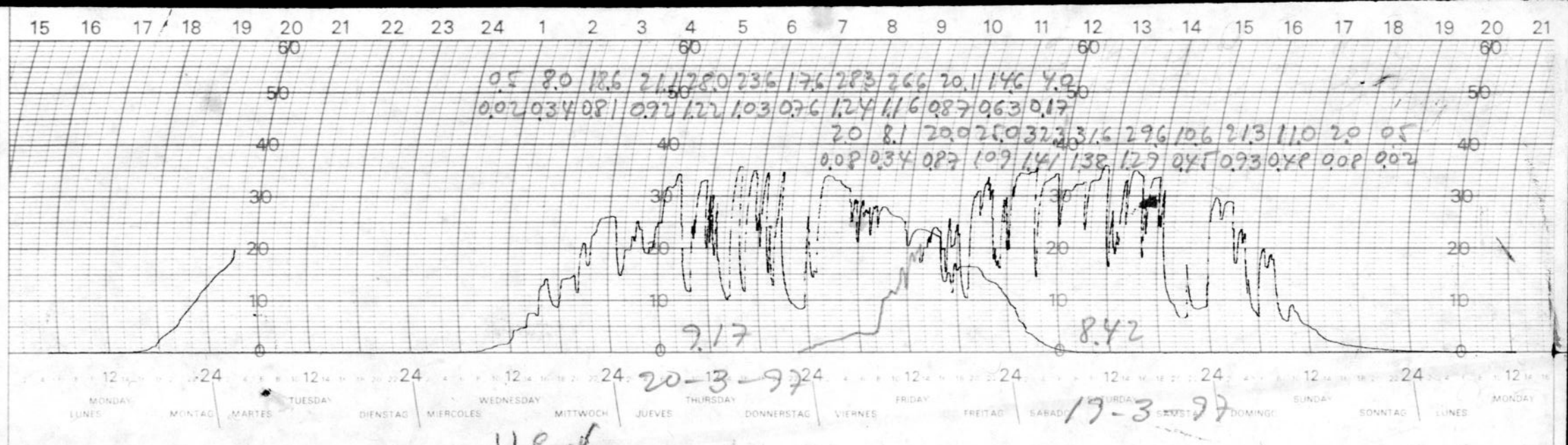

Station Location
Chart Removed Date Time
Chart Replaced Date Time
Remarks

U.R.D.

PRINTED IN U.S.A.

KAHLSICO, EL CAJON, CALIF. 92022 U.S.A. CHART No. 3/01AM102

73.1
230473

18-21-40
22-22-38
24-28
22-24
71

680.10
22.5

15.2

28.0
14.3
28.0
13.0
86
87
158

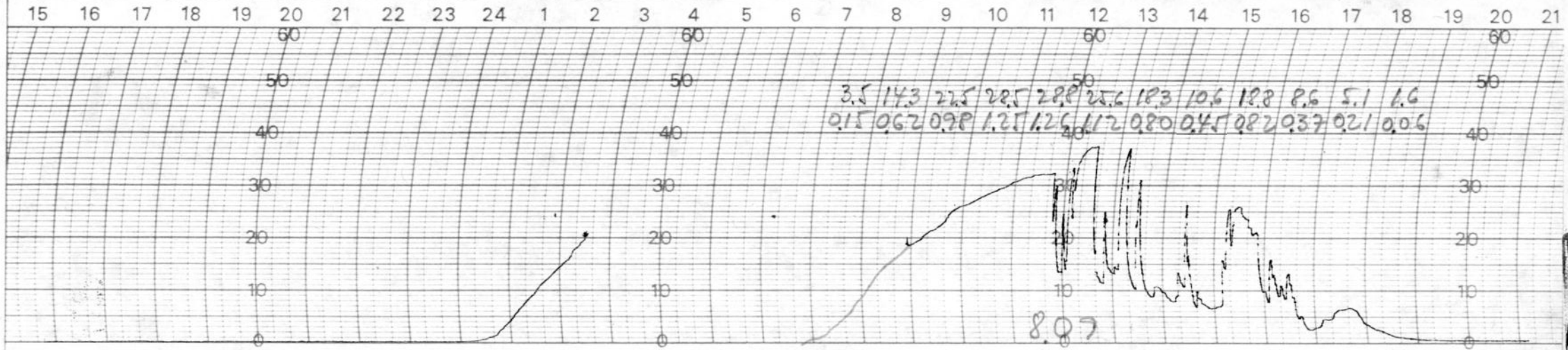

Station Location
Chart Filed Date Time
Chart Replaced Date Time
Remarks

U.C.V. 4-3-97

PRINTED IN U.S.A.

KAHLSICO, EL CAJON, CALIF. 92022 U.S.A. CHART No. 3/01AM102

95.0
238501

294 14

40 22 19
28 22 21
28 24 24
28 23 23
21 21 21

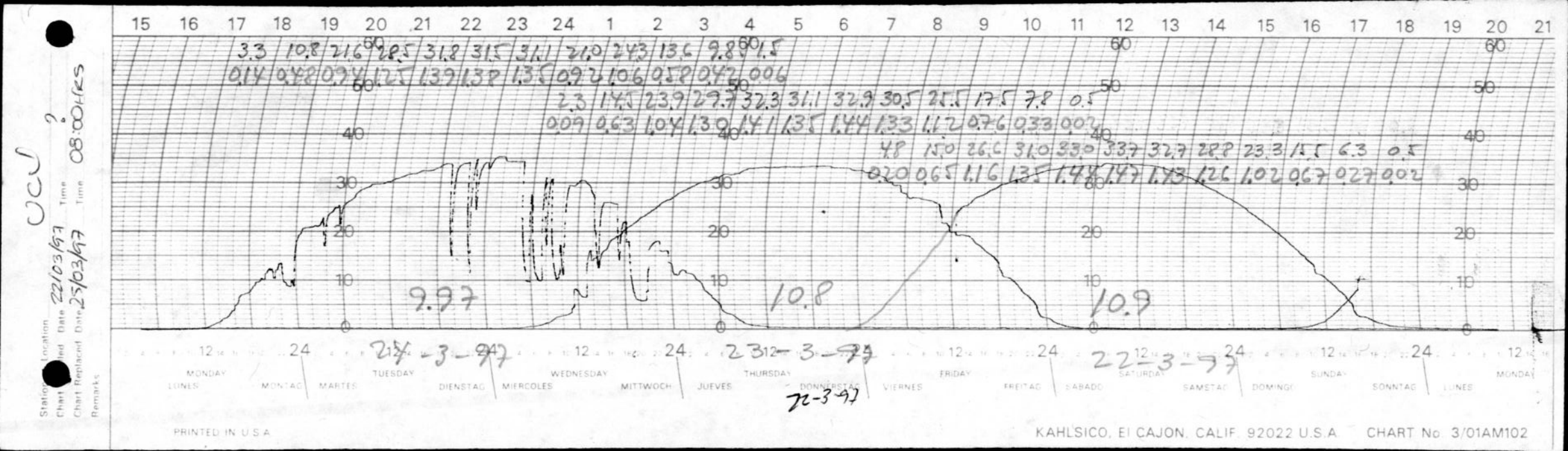
UCL ?
Station Location
Chart Filled Date 22/03/97 Time
Chart Replaced Date 25/03/97 Time 08:00HRS
Remarks
15 16 17 18 19 20 21 22 23 24 1 2 3 4 5 6 7 8 9 10 11 12 13 14 15 16 17 18 19 20 21
3.3 10.8 21.6 28.5 31.8 31.5 31.1 21.0 24.3 13.6 9.8 1.5
0.14 0.48 0.74 1.25 1.39 1.38 1.35 0.92 1.06 0.58 0.42 0.06
2.3 14.5 23.9 29.7 32.3 31.1 32.9 30.5 25.5 17.5 7.8 0.5
0.09 0.63 1.04 1.30 1.41 1.35 1.44 1.33 1.12 0.76 0.33 0.02
4.8 15.0 26.0 31.0 33.0 33.7 32.7 28.8 23.3 15.5 6.3 0.5
0.20 0.65 1.16 1.35 1.44 1.47 1.43 1.26 1.02 0.67 0.27 0.02
2.97
10.8
10.9
MONDAY LUNES MONTAG
TUESDAY MARTES DIENSTAG
WEDNESDAY MIERCOLES MITTWOCH
THURSDAY JUEVES DONNERSTAG
FRIDAY VIERNES FREITAG
SATURDAY SABADO SAMETAG
SUNDAY DOMINGO SONNTAG
MONDAY LUNES
21-3-97
23-3-97
22-3-97
22-3-97
PRINTED IN U.S.A.
KAHLSICO, EL CAJON, CALIF. 92022 U.S.A. CHART No. 3/01AM102

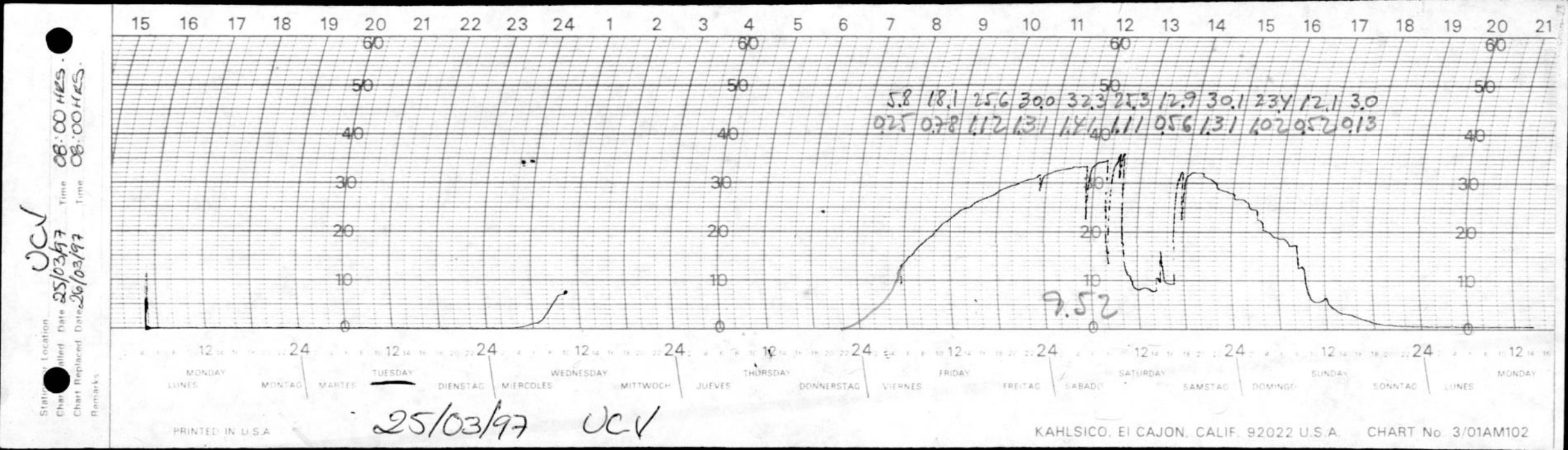
Station Location UCV
Chart Collected Date 25/03/97 Time 08:00 HRS.
Chart Replaced Date 26/03/97 Time 08:00 HRS.
Remarks
15 16 17 18 19 20 21 22 23 24 1 2 3 4 5 6 7 8 9 10 11 12 13 14 15 16 17 18 19 20 21
5.8 18.1 25.6 30.0 32.3 25.3 12.9 30.1 23.4 12.1 3.0
0.25 0.78 1.12 1.31 1.41 1.11 0.56 1.31 1.02 0.52 0.13
7.52
MONDAY LUNES
MONTAG
TUESDAY MARTES
DIENSTAG
WEDNESDAY MIERCOLES
MITTWOCH
THURSDAY JUEVES
DONNERSTAG
FRIDAY VIERNES
FREITAG
SATURDAY SABADO
SAMSTAG
SUNDAY DOMINGO
SONNTAG
MONDAY LUNES
25/03/97 UCV
PRINTED IN U.S.A.
KAHLSICO, EL CAJON, CALIF. 92022 U.S.A. CHART No. 3/01AM102

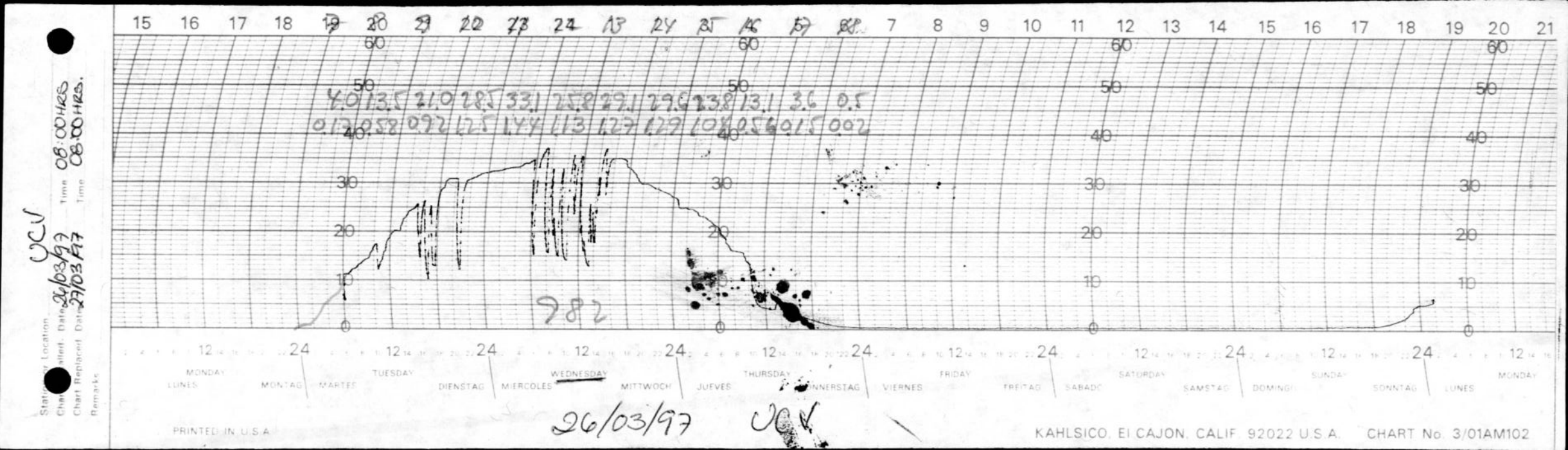
UCU
Station or Location
Chart Collect. Date 26/03/97
Chart Replaced Date 27/03/97
Remarks
Time 08:00HRS.
Time 08:00HRS.
15 16 17 18 19 20 21 22 23 24 13 24 25 26 27 28 7 8 9 10 11 12 13 14 15 16 17 18 19 20 21
4.0 13.5 21.0 28.5 33.1 25.8 29.1 29.9 23.8 13.1 3.6 0.5
0.12 0.58 0.92 2.25 1.44 1.13 1.27 1.29 1.04 0.56 0.15 0.02
282
MONDAY LUNES
MONTAG
TUESDAY MARTES
DIENSTAG
WEDNESDAY MIERCOLES
MITTWOCH
THURSDAY JUEVES
DONNERSTAG
FRIDAY VIERNES
FREITAG
SATURDAY SABADO
SAMSTAG
SUNDAY DOMINGO
SONNTAG
LUNES
MONDAY
PRINTED IN U.S.A.
26/03/97 UCU
KAHLSICO, EL CAJON, CALIF 92022 U.S.A. CHART No. 3/01AM102

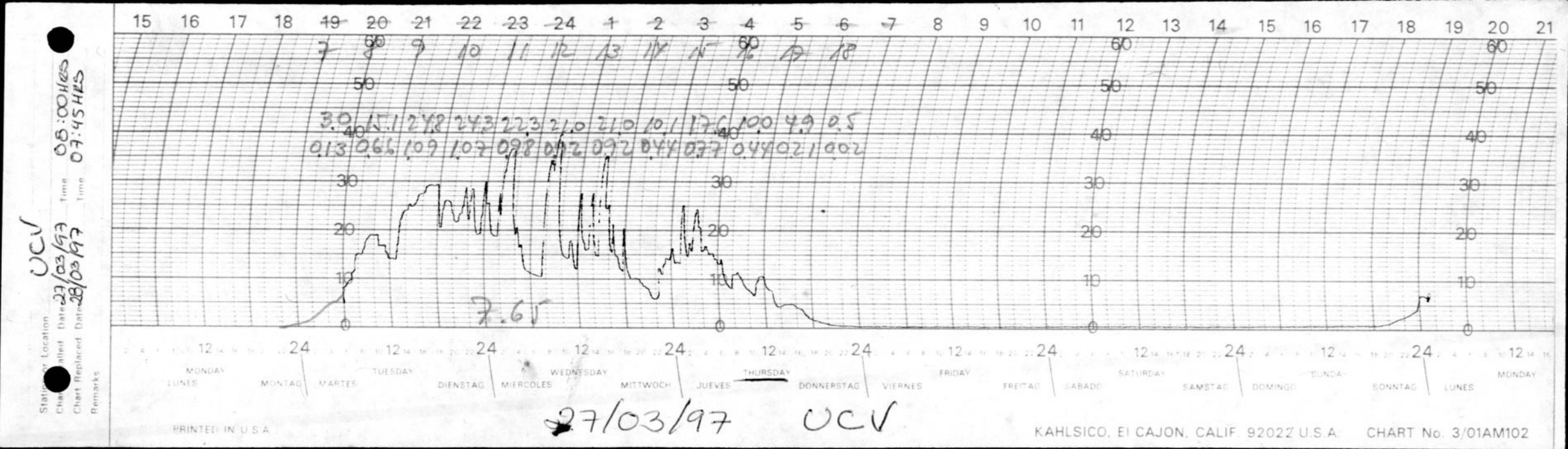

Station or Location UCV
Chart Applied Date 27/03/97 Time 08:00HES
Chart Replaced Date 28/03/97 Time 07:45HES
Remarks

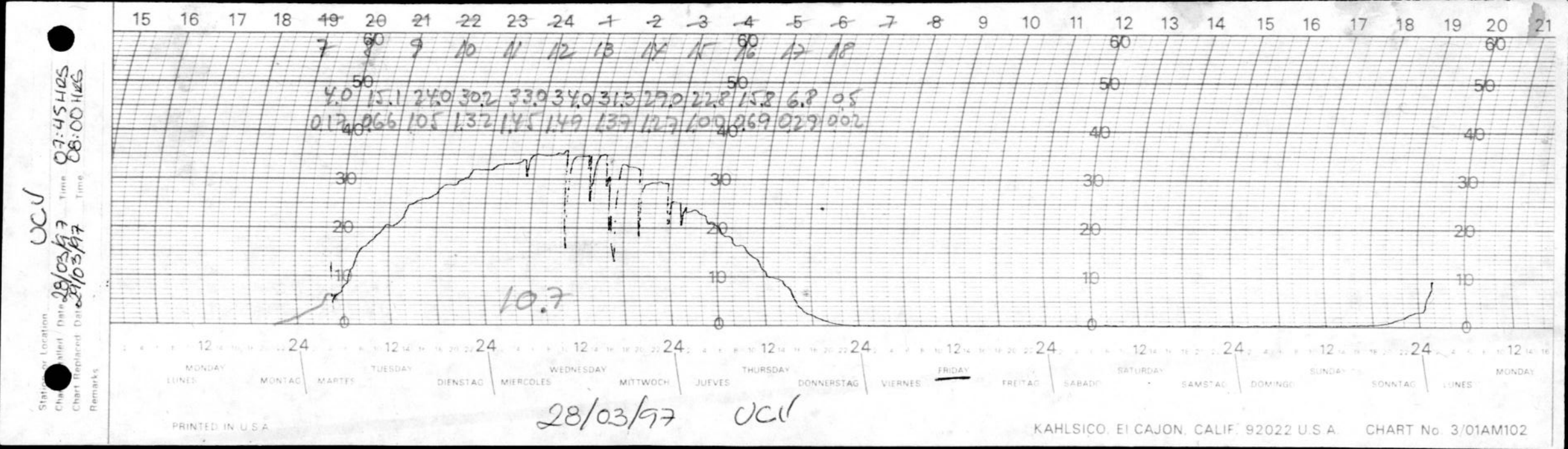
15 16 17 18 19 20 21 22 23 24 1 2 3 4 5 6 7 8 9 10 11 12 13 14 15 16 17 18 19 20 21
7 8 9 10 11 12 13 14 15 16 17 18
4.0 15.1 24.0 30.2 33.9 34.0 31.3 27.0 22.8 15.8 6.8 0.5
0.17 0.66 1.05 1.32 1.45 1.49 1.37 1.23 1.00 0.69 0.29 0.02
10.7
Station or Location UCI
Chart Called Date 28/03/97 Time 07:45 HRS
Chart Replaced Date 28/03/97 Time 08:00 HRS
Remarks
MONDAY LUNES
TUESDAY MONTAG MARTES
WEDNESDAY DIENSTAG MIERCOLES
THURSDAY MITTWOCH JUEVES
FRIDAY DONNERSTAG VIERNES
SATURDAY FREITAG SABADO
SUNDAY SAMSTAG DOMINGO
MONDAY SONNTAG LUNES
28/03/97 UCI
PRINTED IN U.S.A.
KAHLSICO, EL CAJON, CALIF. 92022 U.S.A. CHART No. 3/01AM102

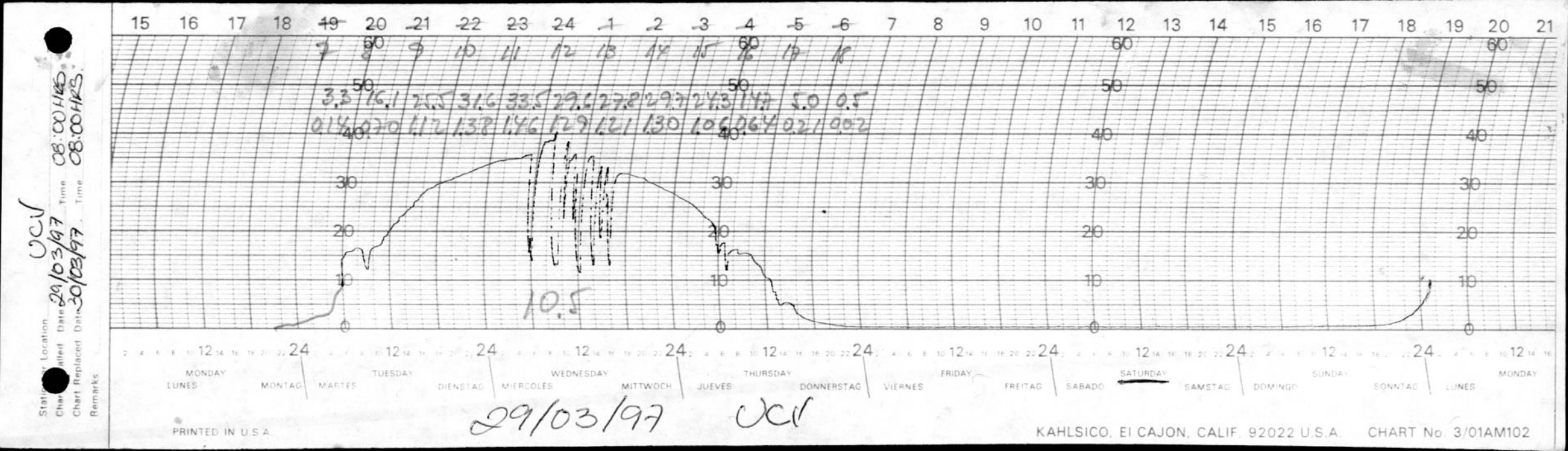
15 16 17 18 19 20 21 22 23 24 1 2 3 4 5 6 7 8 9 10 11 12 13 14 15 16 17 18 19 20 21
3.3 16.1 25.5 31.6 33.5 29.6 27.8 29.7 24.3 14.9 5.0 0.5
0.14 0.70 1.12 1.38 1.46 1.29 1.21 1.30 1.06 0.64 0.21 0.02
10.5
MONDAY LUNES
TUESDAY MARTES DIENSTAG
WEDNESDAY MIERCOLES MITTWOCH
THURSDAY JUEVES DONNERSTAG
FRIDAY VIERNES FREITAG
SATURDAY SABADO SAMSTAG
SUNDAY DOMINGO SONNTAG
MONDAY LUNES
MONTAG
Station Location UCI
Chart Called Date 29/03/97 Time 08:00 HRS
Chart Replaced Date 30/03/97 Time 08:00 HRS
Remarks
29/03/97 UCI
PRINTED IN U.S.A.
KAHLSICO, EL CAJON, CALIF. 92022 U.S.A. CHART No. 3/01AM102

Station Location
Chart Installed Date 30/03/97 Time 08:00 HRS
Chart Replaced Date Time
Remarks

UCV

30/03/97 UCV

PRINTED IN U.S.A.

KAHLSICO, El CAJON, CALIF. 92022 U.S.A. CHART No. 3/01AM102

230736

42.6

492

20-24-45

22-24-44

26-31

24-26

22

225

680.25

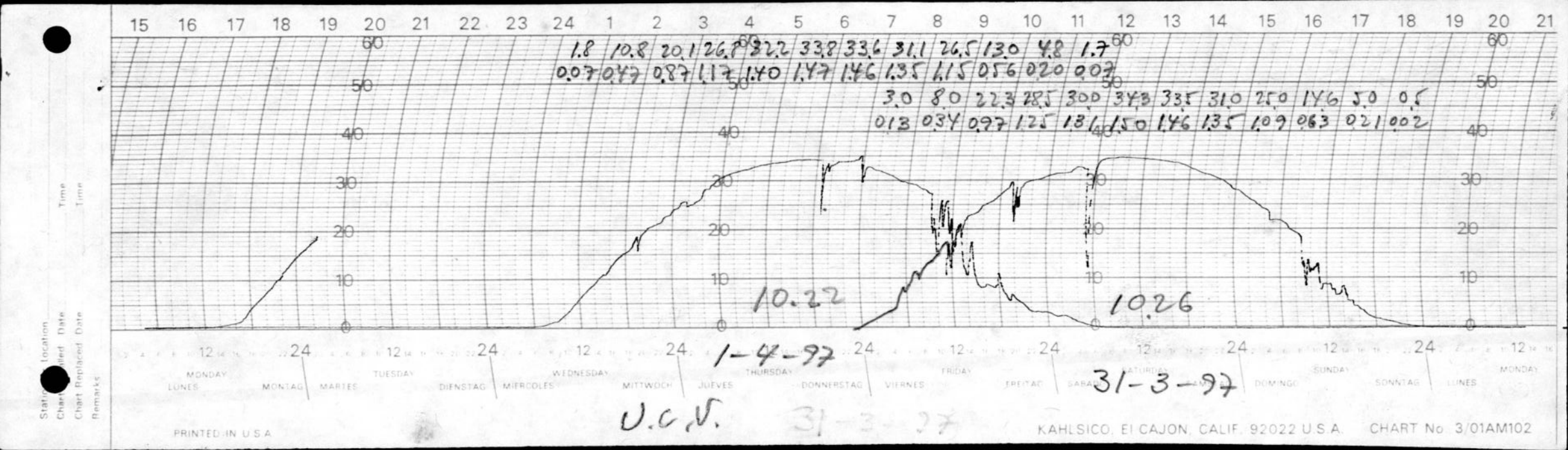
15 16 17 18 19 20 21 22 23 24 1 2 3 4 5 6 7 8 9 10 11 12 13 14 15 16 17 18 19 20 21
1.8 10.8 20.1 26.8 32.2 33.8 33.6 31.1 26.5 13.0 4.8 1.7
0.07 0.47 0.87 1.17 1.40 1.47 1.46 1.35 1.15 0.56 0.20 0.07
3.0 8.0 22.3 28.5 30.0 34.3 33.5 31.0 25.0 17.6 5.0 0.5
0.13 0.34 0.97 1.25 1.31 1.50 1.46 1.35 1.09 0.63 0.21 0.02
10.22
10.26
1-4-97
31-3-97
MONDAY LUNES MONTAG TUESDAY MARTES DIENSTAG WEDNESDAY MIERCOLES MITTWOCH THURSDAY JUEVES DONNERSTAG FRIDAY VIERNES FREITAG SATURDAY SABADO SUNDAY DOMINGO SONNTAG MONDAY LUNES
U.C.N.
31-3-97
PRINTED IN U.S.A.
KAHLSICO, EL CAJON, CALIF. 92022 U.S.A. CHART No. 3/01AM102

230800	18.9
86.4	
	31.1
21-25-46	15.1
22-25-45	31.5
24-31	15.5
24 25-47	73
22	77
610.20	18.5
23.2	

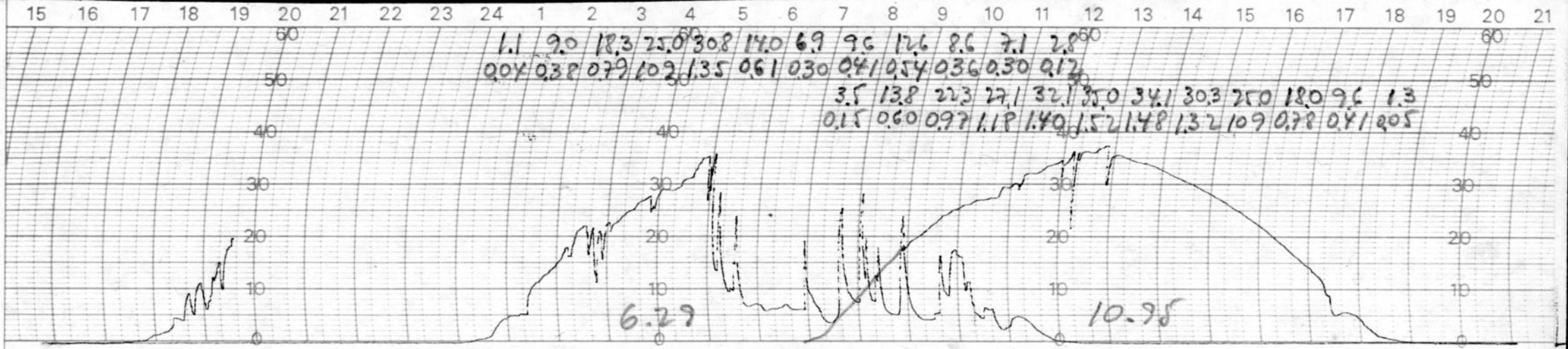

Station or Location
Charge Called Date Time
Chart Replaced Date Time
Remarks

PRINTED IN U.S.A.

KAHLSICO, EL CAJON, CALIF. 92022 U.S.A. CHART No. 3/01AM102

771
230858

23.0
680.00

25.3
10.0
80
83
16.9
15.1
30.2
29.1
18.2

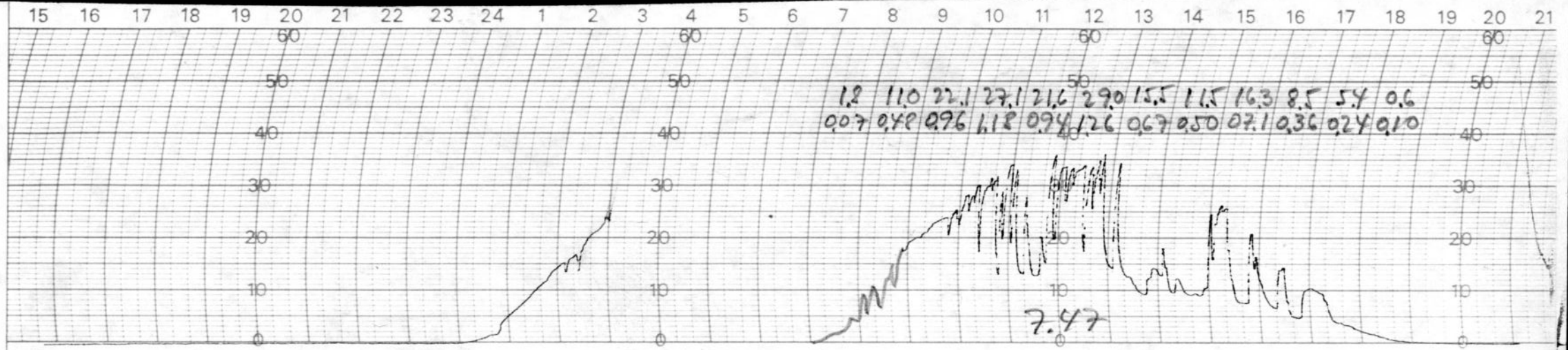

Station or Location
Chart Called Date Time
Chart Replaced Date Time
Remarks

PRINTED IN U.S.A.

4-4-92

KAHLSICO, El CAJON, CALIF. 92022 U.S.A. CHART No. 3 01AM102

[illegible]

96,0

230888

17y31

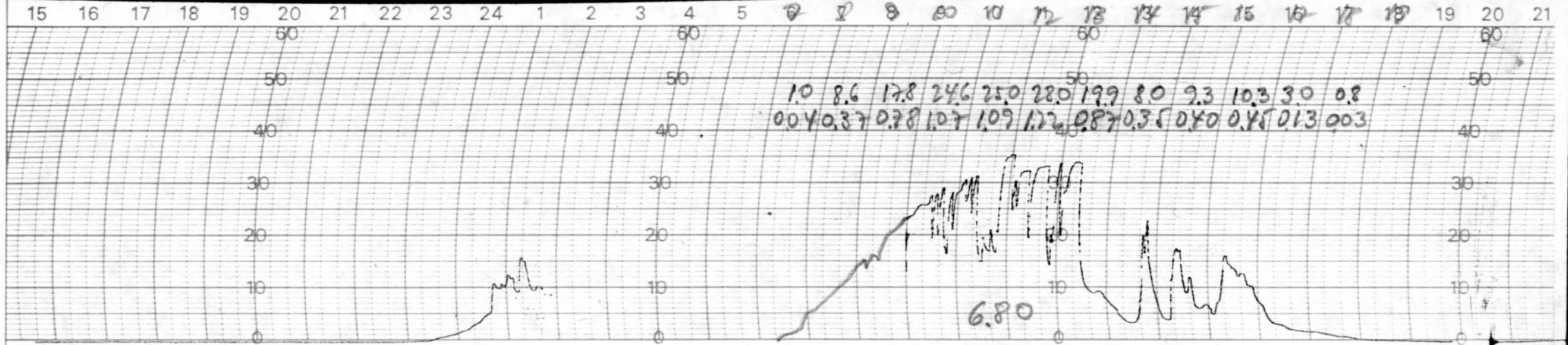

Station or Location
Chart Pulled Date Time
Chart Replaced Date Time
Remarks

PRINTED IN U.S.A.

KAHLSICO, EL CAJON, CALIF. 92022 U.S.A. CHART No. 3 01AM102

422625
402524
302626
152421
232323

93,0

30 4 20

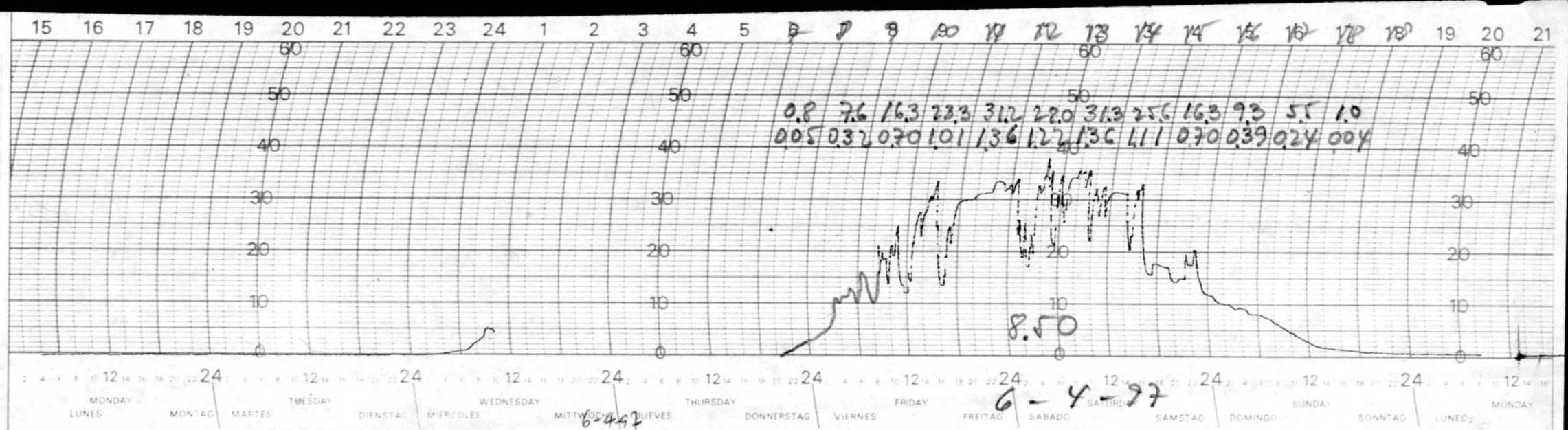

Station or Location
Chart Called Date Time
Chart Replaced Date Time
Remarks

PRINTED IN U.S.A.

KAHLSICO, EL CAJON, CALIF. 92022 U.S.A. CHART No. 3/01AM102

865
230932

24-43
25-42
26-30
24-25-26
22

679.70
22,5

17.5
10.

21.7
19.0

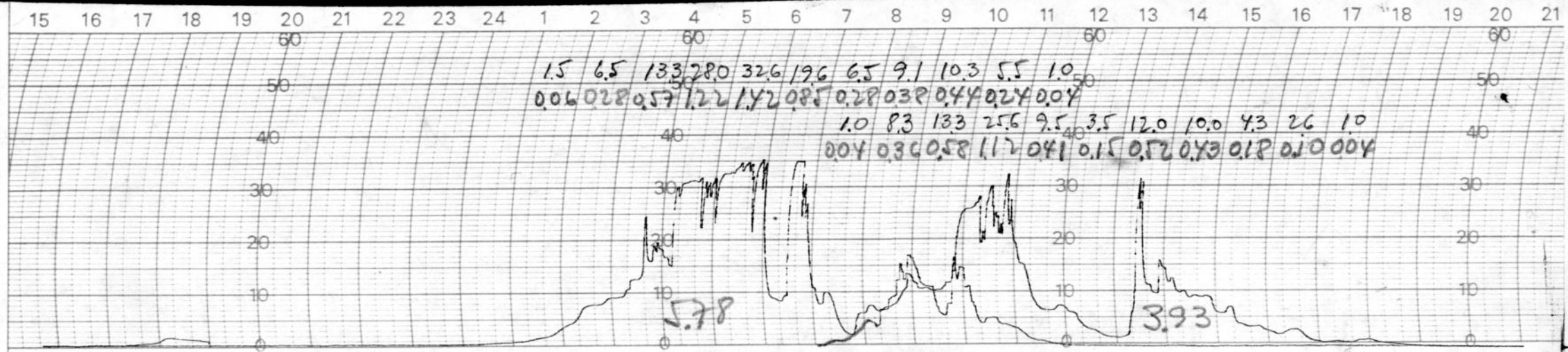

O.C.V.

Station Location
Chart Recalled Date Time
Chart Replaced Date Time
Remarks

PRINTED IN U.S.A.

KAHLSICO, EL CAJON, CALIF. 92022 U.S.A. CHART No. 3/01AM102

230384

843

23-39

24-37

26-28

24-25

22

140

260

27.5

15.0

19.4

84%

93%

71.2

18.7

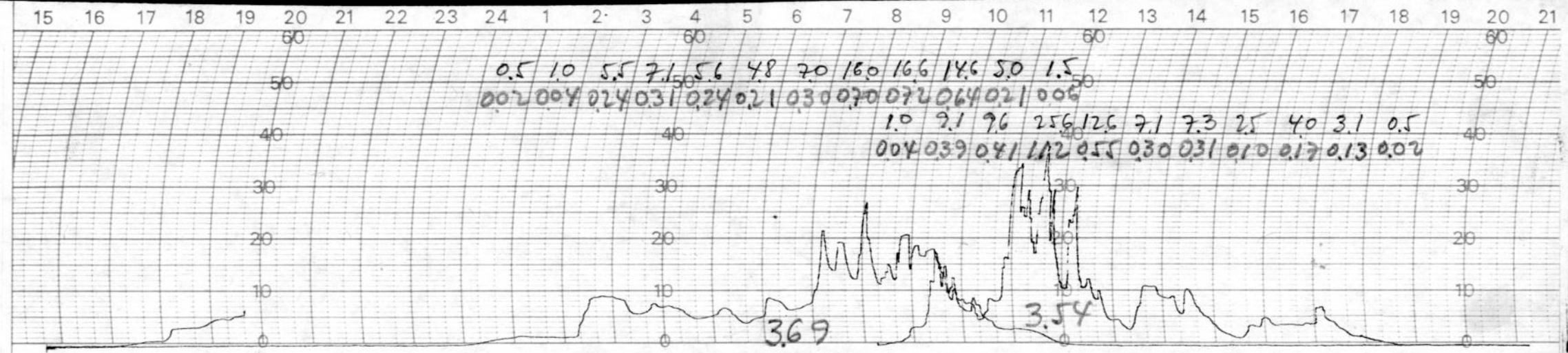

Station Location
Chart Installed Date Time
Chart Replaced Date Time
Remarks

PRINTED IN U.S.A.

KAHLSICO, EL CAJON, CALIF. 92022 U.S.A. CHART No. 3/01AM102

2310 x 7

85.4

22-24-33

23-24-32

25-27

23-24

22

~~900~~

680.40

23.5

17.8

26.3

25.5

18.7

18.4

90

86

19.0

19.7

680.40
4
2721 60 (3
= 21 907.2
76

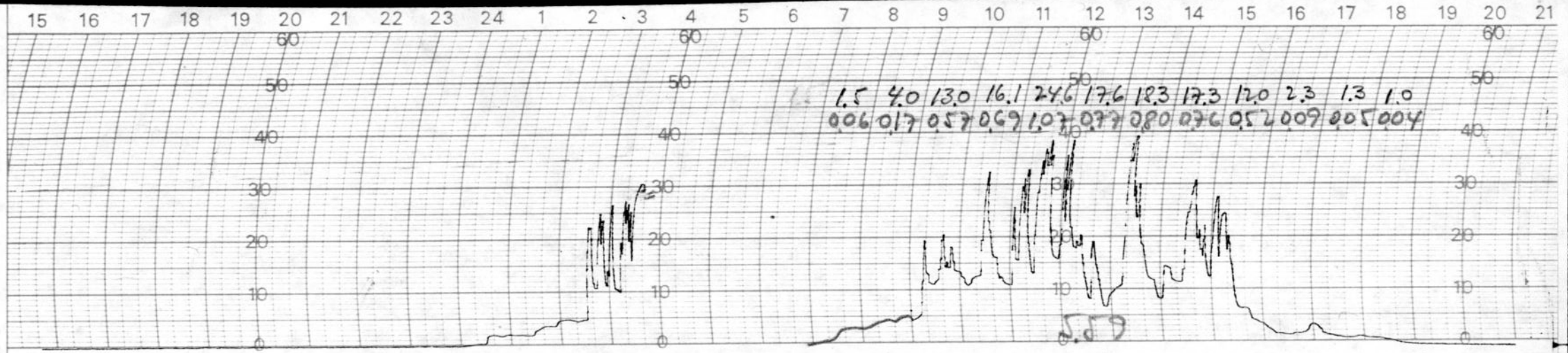

Station Location
Charts Filled Date Time
Chart Replaced Date Time
Remarks

PRINTED IN U.S.A.

U.C.V. 11-4-97

KAHLSICO, EL CAJON, CALIF. 92022 U.S.A. CHART No. 3/01AM102

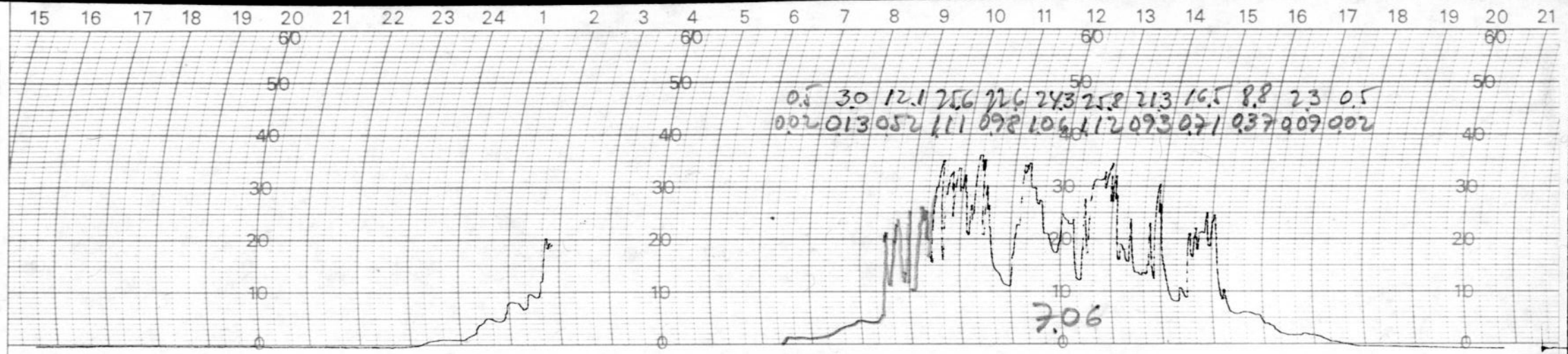

Station Location
Chart Called Date Time
Chart Replaced Date Time
Remarks

12-4-92

PRINTED IN U.S.A.

KAHLSICO, EL CAJON, CALIF. 92022 U.S.A. CHART No. 3 01AM102

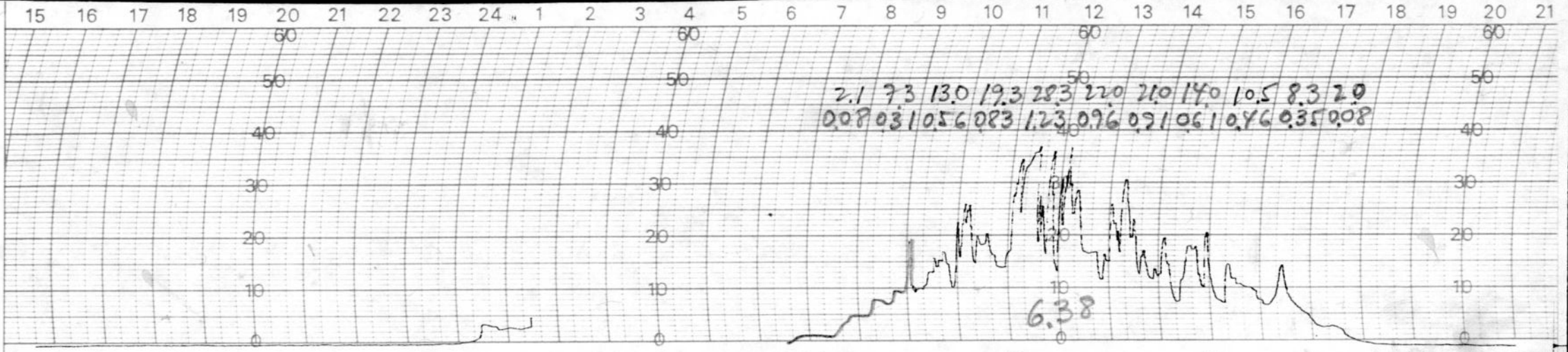

Station Location
Chart Installed Date Time
Chart Replaced Date Time
Remarks

13-4-97

PRINTED IN U.S.A.
KAHLSICO, EL CAJON, CALIF. 92022 U.S.A. CHART No. 3101AM102

74.6

25.6

2'31/83

24-38

25-37

26-29

24-25

22.

6/8

SC-AC

680.75

23.5

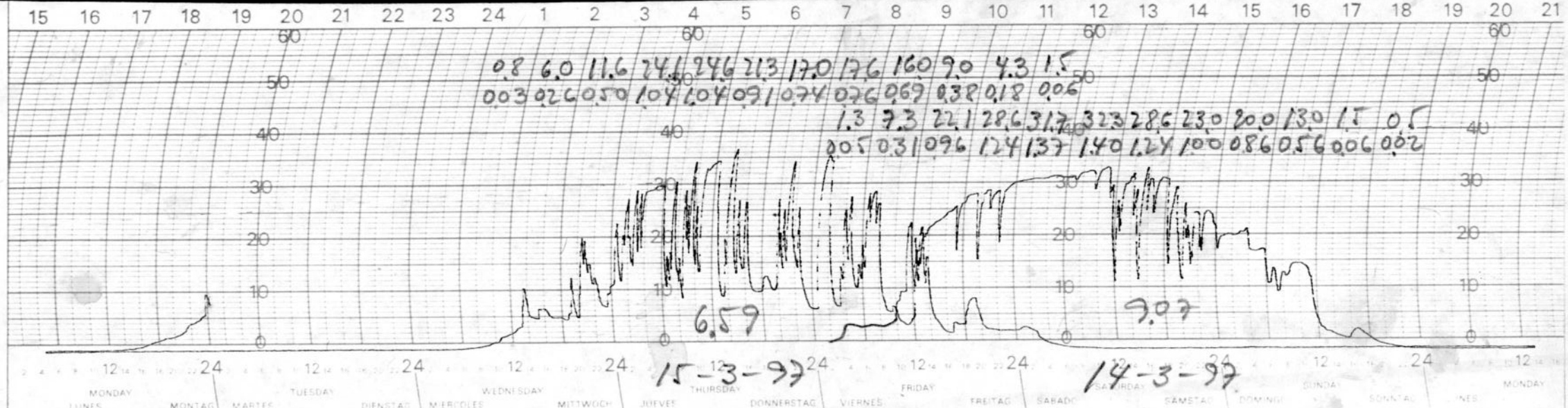

Station Location
Chart Called Date Time
Chart Replaced Date Time
Remarks

U.C.V. 14-3-97

PRINTED IN U.S.A.

KAHLSICO, EL CAJON, CALIF. 92022 U.S.A. CHART No. 3 01AM102

231275 17.7

79.2 30.6

23-24-46 29.0

24-25-44 19.5

26-31 17.9

22-25-26 83

22-23 78

207

6790 18.2

24.5

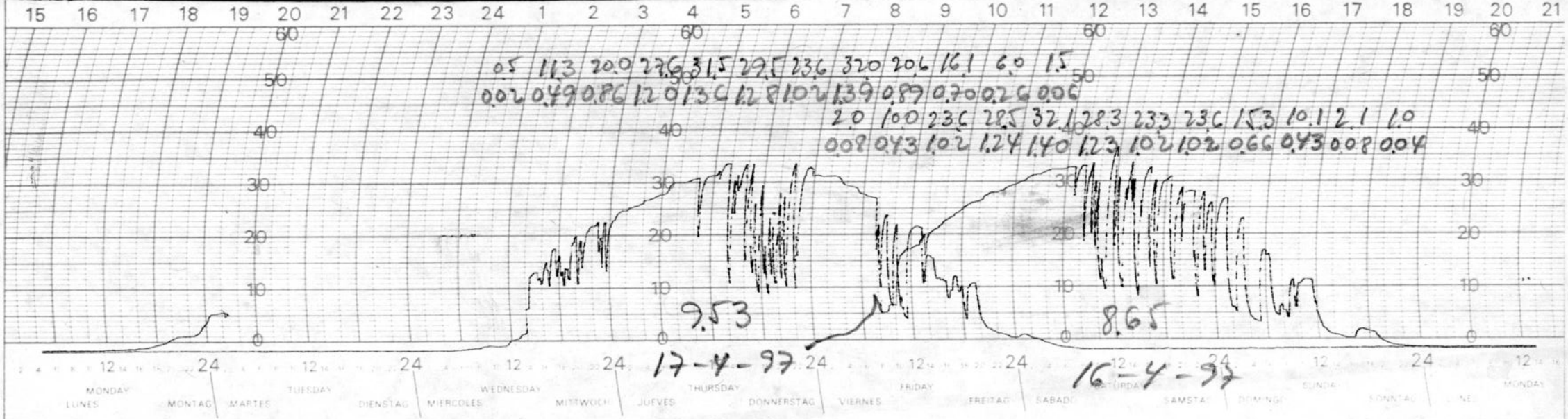

Station Location
Chart Called Date Time
Chart Replaced Date Time
Remarks

PRINTED IN U.S.A.

KAHLSICO. EL CAJON. CALIF. 92022 U.S.A. CHART No. 3 01AM102

231372

774

24-27-41

25-27-46

26-28-72

25-26-27

22-23

679

24.5

29.5

10.0

30.1

32.0

19.3

21.3

86

82

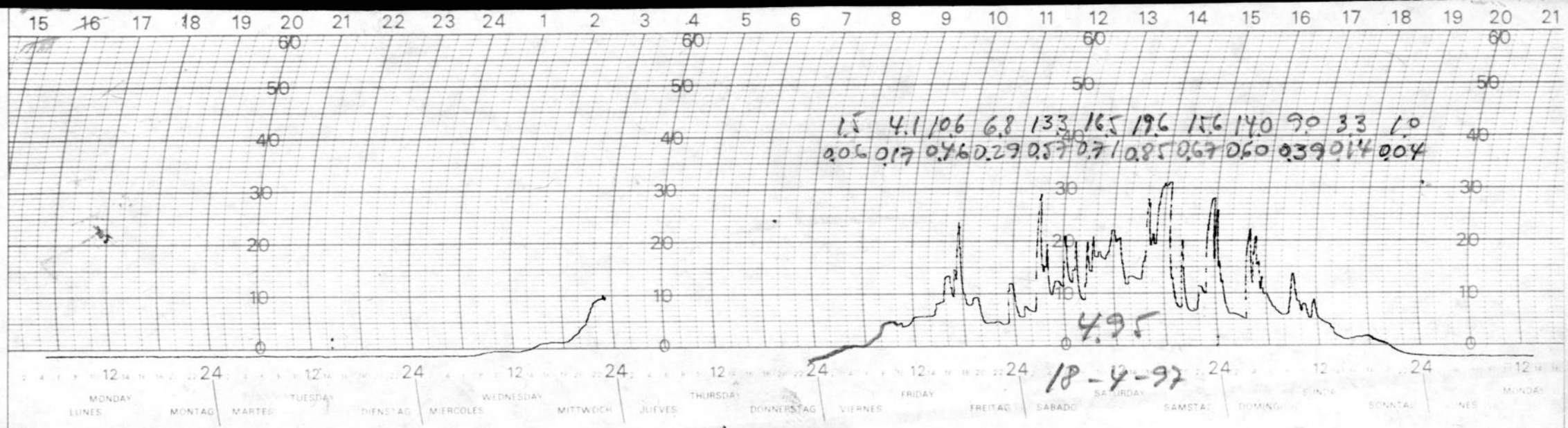

Station Location
Chart Collect Date Time
Chart Replaced Date Time
Remarks

U.C.H. 18-4-97

PRINTED IN U.S.A.

KAHLSICO, EL CAJON, CALIF. 92022 U.S.A. CHART No. 3/01AM102

בס"ד

ג' לאב

ב ב

יקר מאד

יש לו בת

שמה בתיה

והיא בת

שתים עשרה

שנה

ומחר

יום הולדתה

Station Location
Chart Installed Date Time
Chart Replaced Date Time
Remarks

19-4-97

PRINTED IN U.S.A.

KAHLSICO, EL CAJON, CALIF. 92022 U.S.A. CHART No. 3701AM102

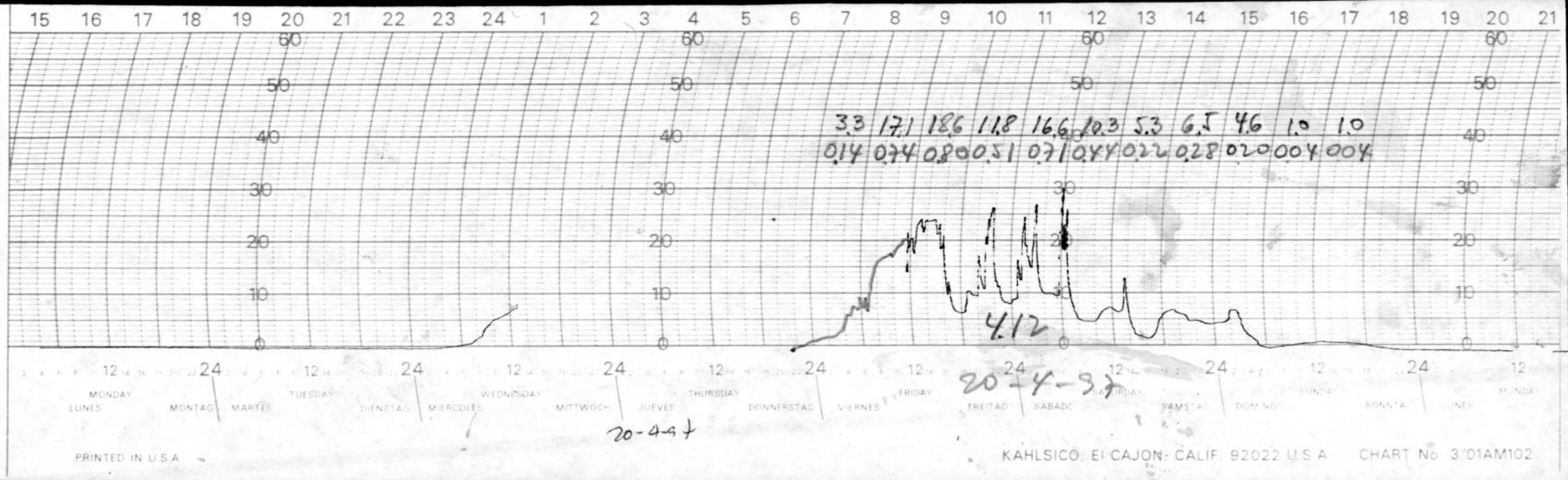

Station Location
Chart Applied Date Time
Chart Replaced Date Time
Remarks

PRINTED IN U.S.A.

KAHLSICO, EL CAJON, CALIF. 92022 U.S.A. CHART No. 3/01AM102

23.45
89.2
22-23-34
23-34
26-28
23-25
23

4/8 CS

679.80
23.5

18.1
22.0
20.8
183%

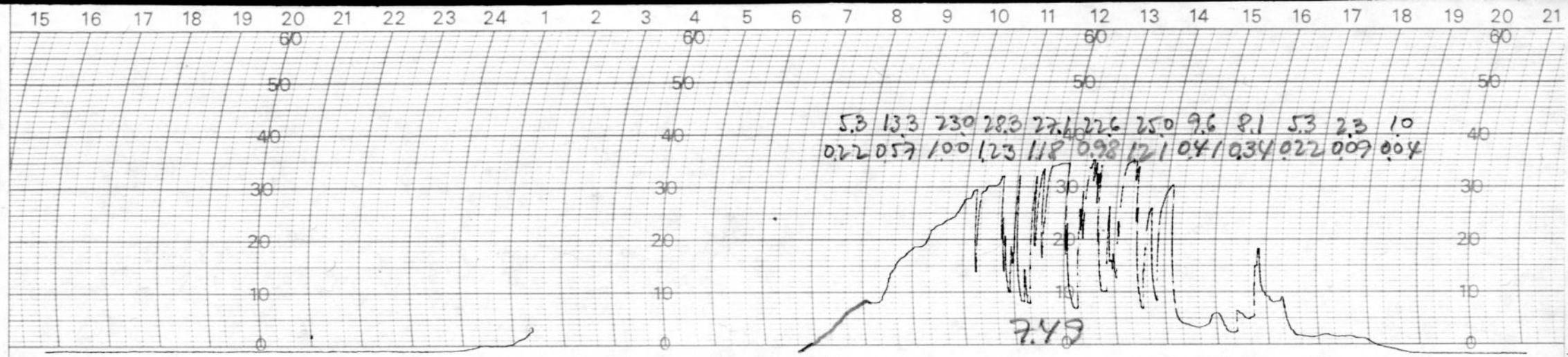

Station or Location
Charge Applied Date
Chart Replaced Date
Remarks
Time
Time

PRINTED IN U.S.A.

U.C.V. 21-4-97

KAHLSICO, EL CAJON, CALIF. 92022 U.S.A. CHART No. 3/01AM102

231481

86.1

22-33

23-34

25-27

23-24

22-23

C80.0

23.0

208

80%

19.2

31.0

21.1

19.2

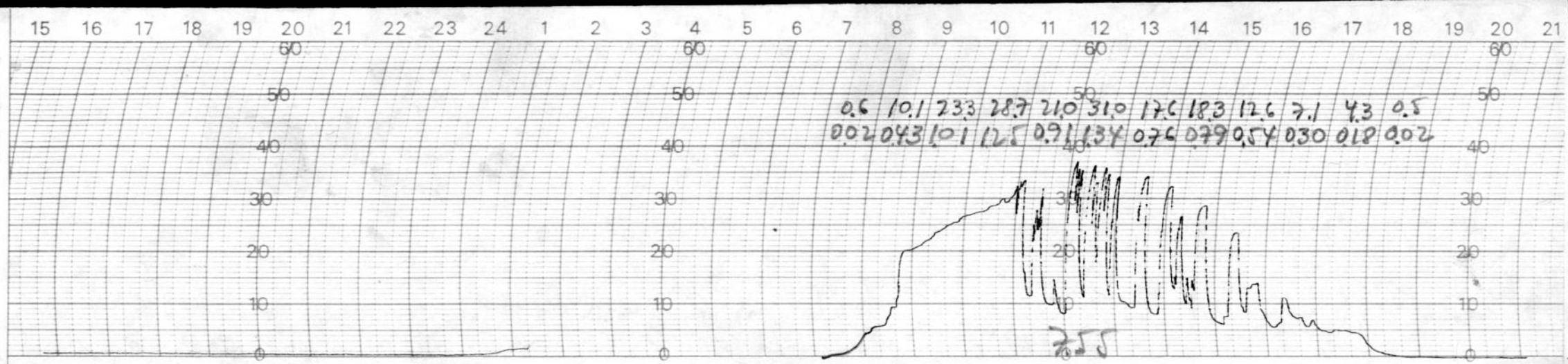

Station or Location
Charge Installed Date Time
Chart Replaced Date Time
Remarks

U.C.V. 22-4-97

PRINTED IN U.S.A.

KAHLSICO, EL CAJON, CALIF. 92022 U.S.A. CHART No. 3/01AM102

231503

81.7

21.2

19.6

22-32

23-33

25-27

23-24

22

679.50

23.5

20.6

30.5

19.2

88%

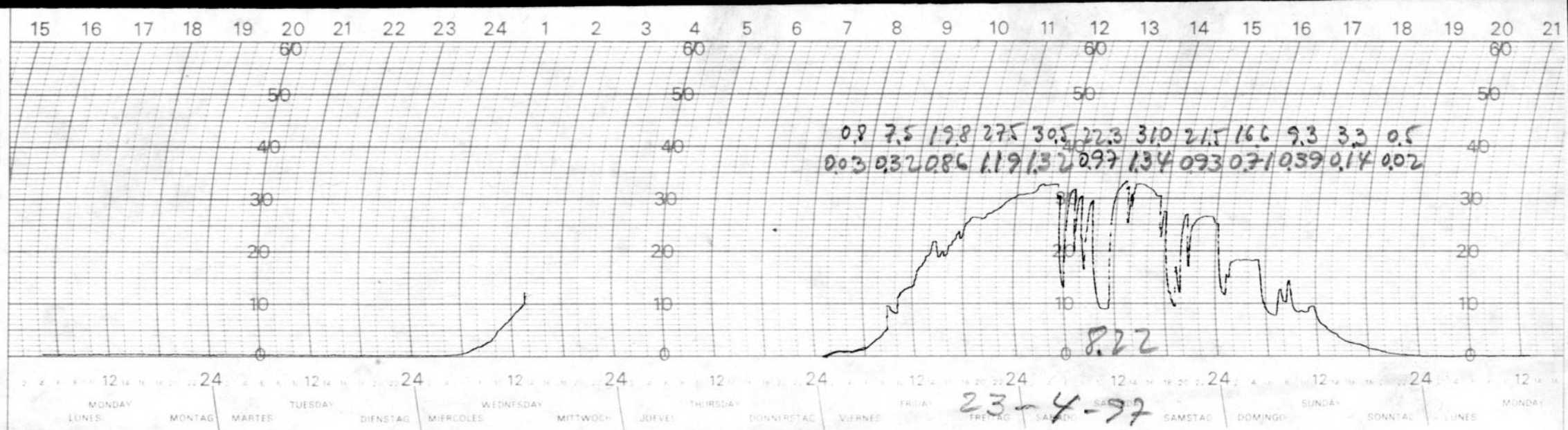

PRINTED IN U.S.A.

KAHLSICO, El CAJON, CALIF. 92022 U.S.A. CHART No. 3/01AM102

8.12

231.528

21-22-35

22-23-36

25-28

23-25

22

679.30

24.0

13.4

18.5

31.0

21.6

19.4

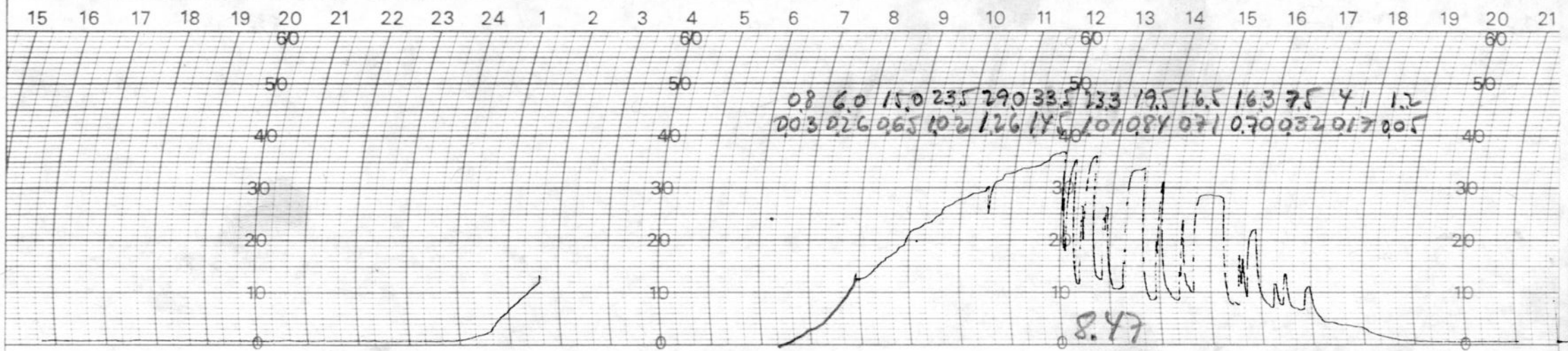

Station Location
Chart Patient Date
Chart Replaced Date
Remarks

Time
Time

24-4-97

U.C.V.

PRINTED IN U.S.A.

KAHLSICO, EL CAJON, CALIF. 92022 U.S.A. CHART No. 3/01AM102

23/557

78.6

21-22-36

22-23-36

25-28

23-25

22

16.8

31.4

18.5

22.0

20.0

76%

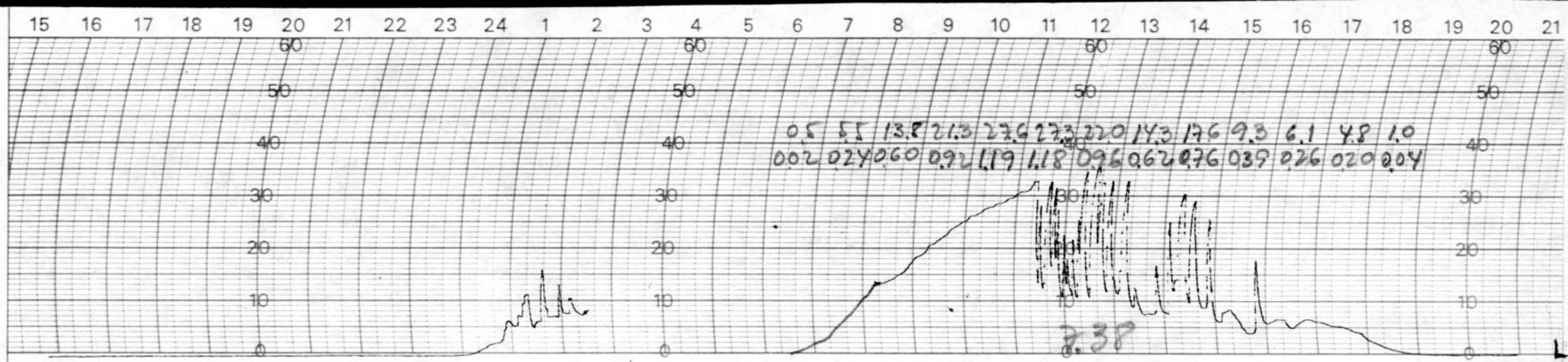

Station or Location
Chart Called Date Time
Chart Replaced Date Time
Remarks

PRINTED IN U.S.A.

KAHLSICO, EI CAJON, CALIF. 92022 U.S.A. CHART No. 3/01AM102

87,0

23 1587

35 24 24
36 25 24
28 24 24
25 24 24
23 23 23
20 7 30

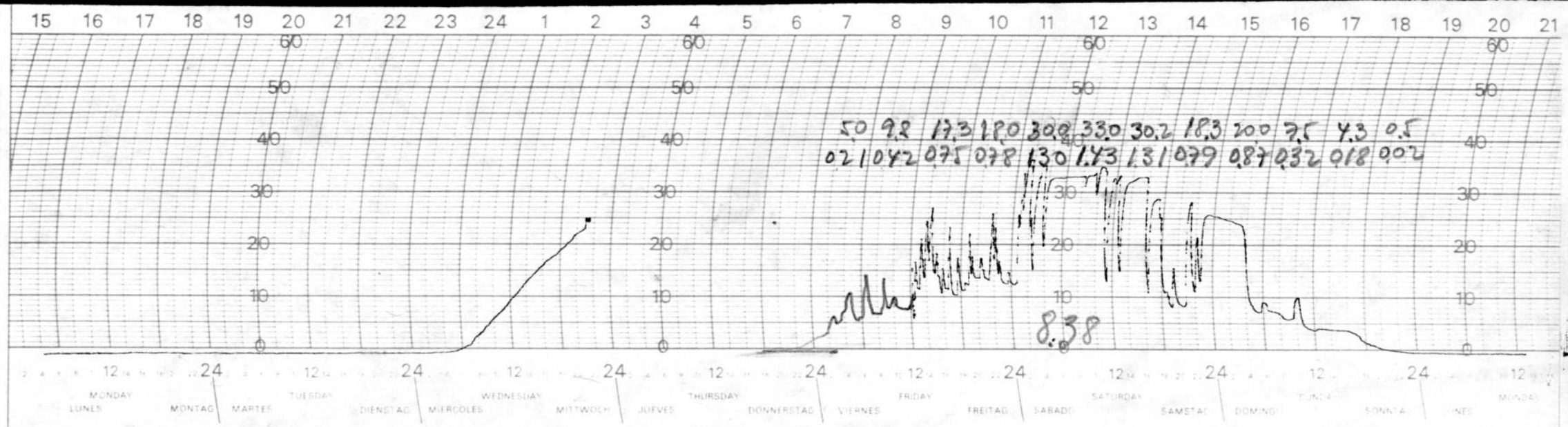

Station or Location
Chart Called Date Time
Chart Replaced Date Time
Remarks

26-4-97

PRINTED IN U.S.A.

KAHLSICO, EL CAJON, CALIF. 92022 U.S.A. CHART No. 3 01AM102

402723
392723
312626
252424
232325

82,0

231618

30418

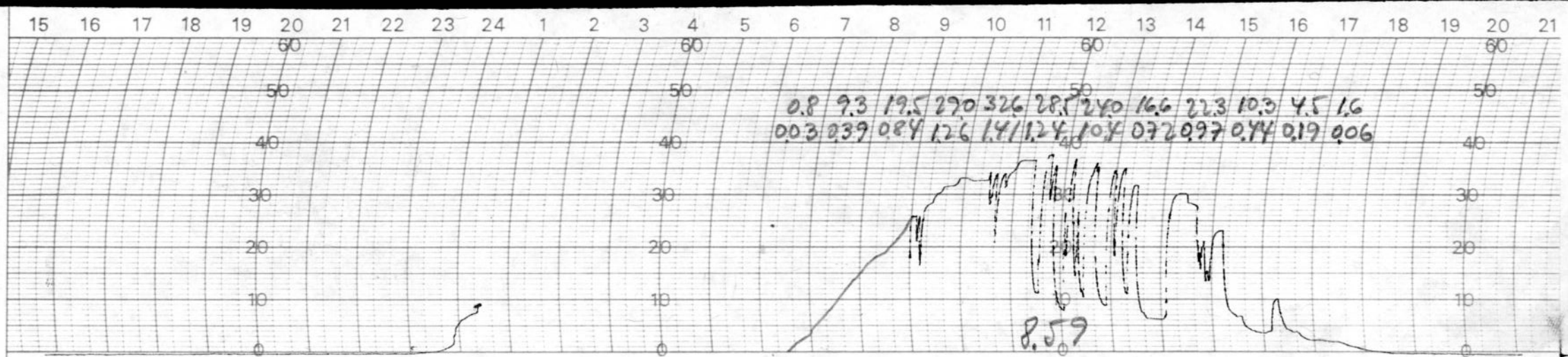

Station Location
Chart Pulled Date Time
Chart Replaced Date Time
Remarks

27-Kgt

PRINTED IN U.S.A.

KAHLSICO, EL CAJON, CALIF. 92022 U.S.A. CHART No. 3/01AM102

25.1

21-22-33

22-23-38

25-30

28-25

23

23(643

763

681.25

235

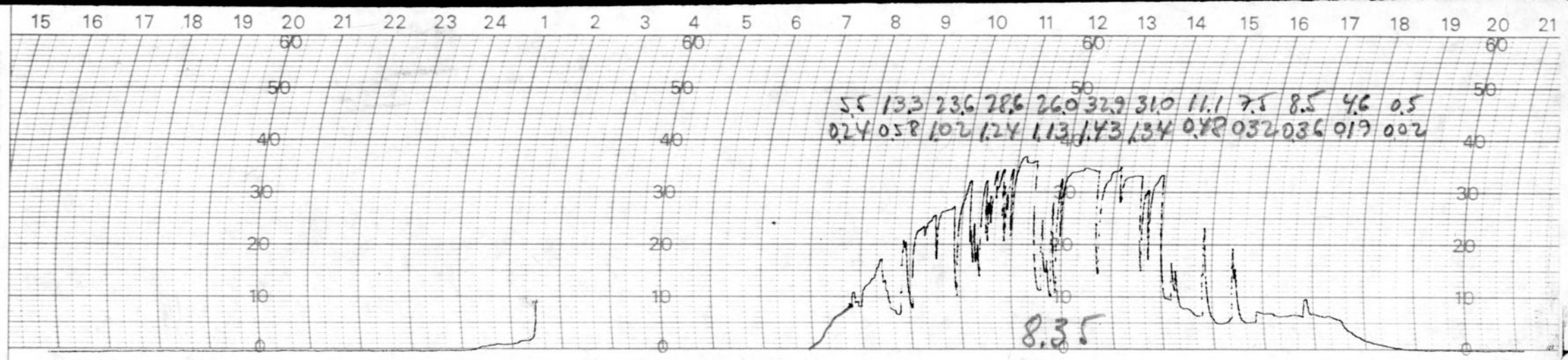

Station or Location
Chart Called Date
Chart Replaced Date
Remarks
Time
Time

U.C.V. 28-4-97

PRINTED IN U.S.A.

KAHLSICO, EL CAJON, CALIF. 92022 U.S.A. CHART No. 3/01AM102

23167X

85.2

21-23-41
23-25-41
26-29
24-25
23

681.25
94.7

13.1

78%
310
19.7

22.6
19.8

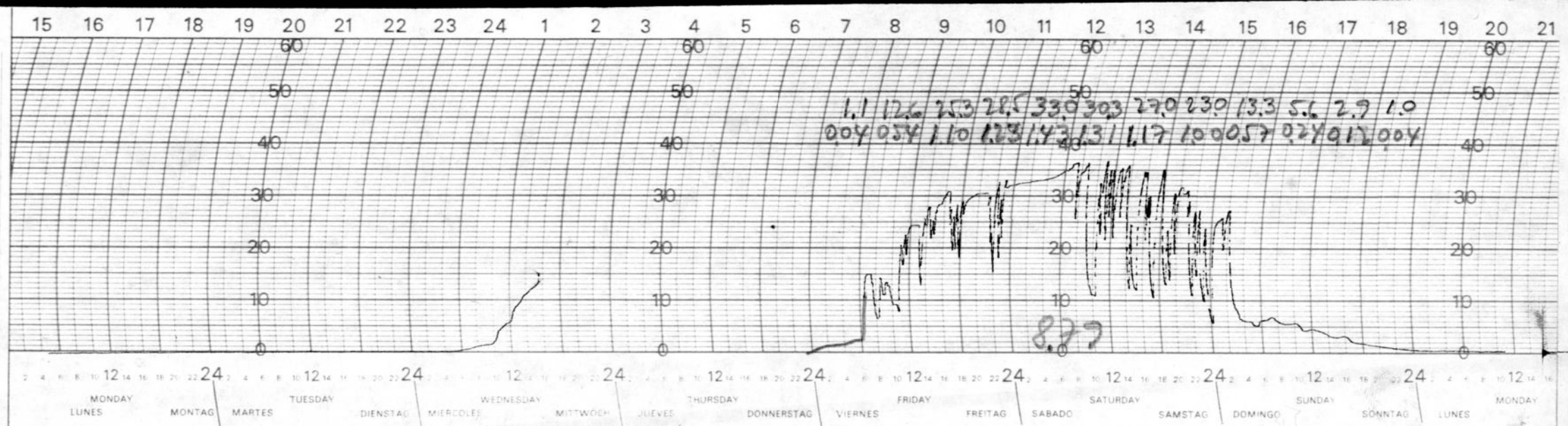

Station or Location

Chart Called Date Time

Chart Replaced Date Time

Remarks

U.C.V. 29-4-97

PRINTED IN U.S.A.

KAHLSICO, EL CAJON, CALIF. 92022 U.S.A. CHART No. 3/01AM102

23716

796

2326.42

29-26-41

26-27-31

24-25-26

23

680.0

25.4

16.8

67%

30.6

20.3

25.1

21.2

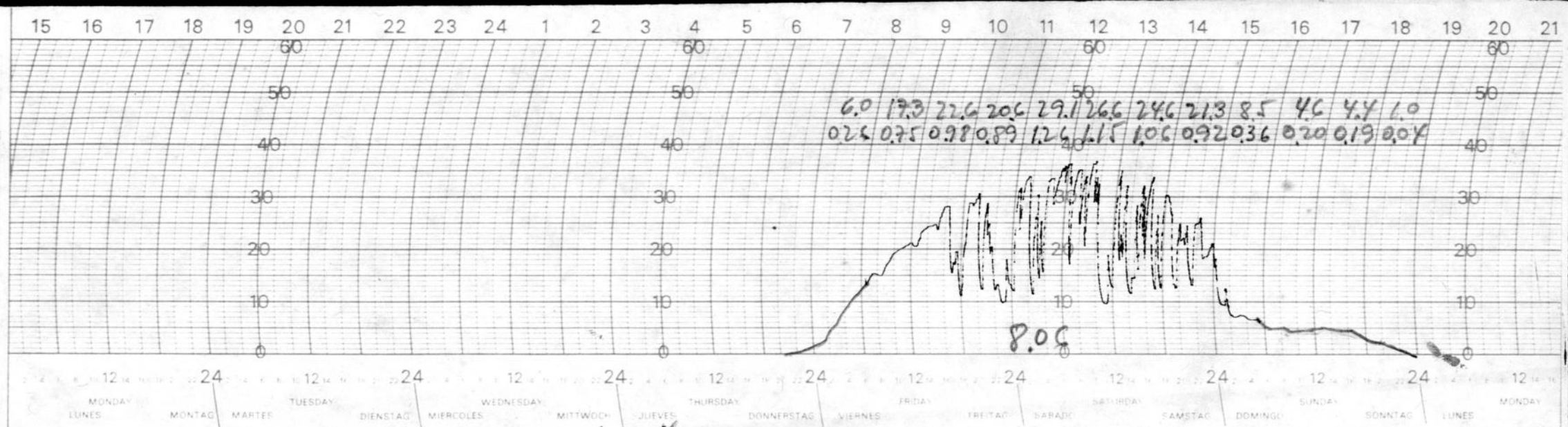

Station Location
Chart Called Date Time
Chart Replaced Date Time
Remarks

U.C.V.

30-04-97

PRINTED IN U.S.A.

KAHLSICO, EL CAJON, CALIF. 92022 U.S.A. CHART No. 3/01AM102

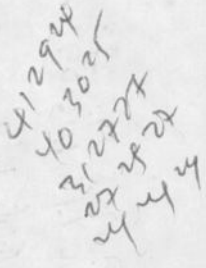

412924
403025
312727
272427
444

3419

75.0

231762

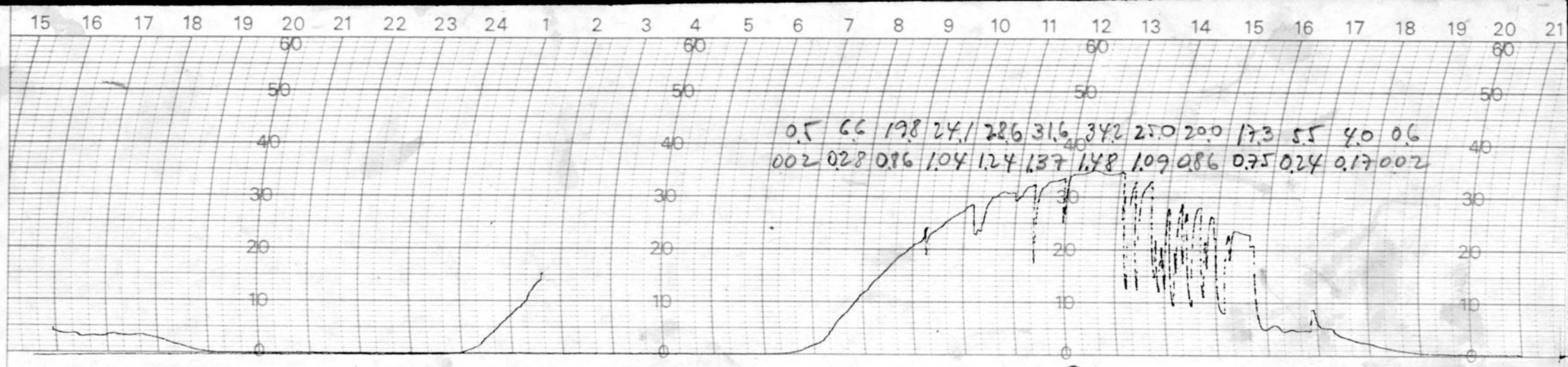

Instrument No. Observer
Station Location
Chart Installed Date Time
Chart Replaced Date Time
Remarks

U.C.V. 1-5-97

PRINTED IN U.S.A. KAHLSICO, EL CAJON, CALIF. 92022 U.S.A. CHART No. 3 01AM102

68	25.9
23/820	10.0
24-26-45	87%
25-27-44	21.8
27-32	30.9
25-26-27	31.5
23	19.5
242	21.1
204	65

680.
25.0

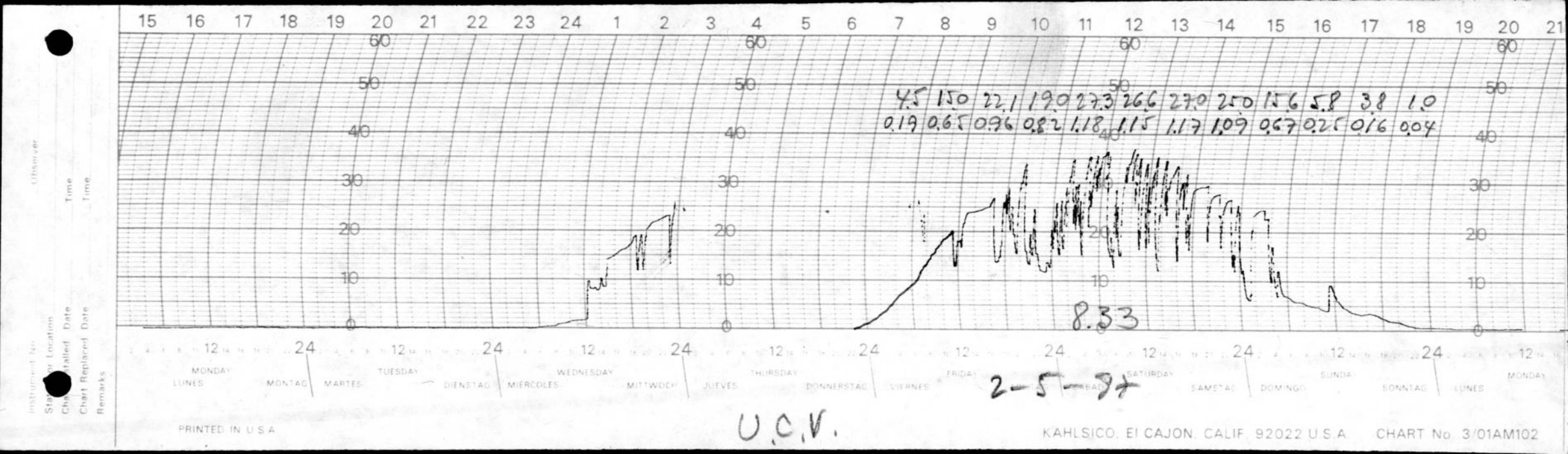
15 16 17 18 19 20 21 22 23 24 1 2 3 4 5 6 7 8 9 10 11 12 13 14 15 16 17 18 19 20 21
4.5 15.0 22.1 19.0 27.3 26.6 27.0 25.0 15.6 5.8 3.8 1.0
0.19 0.65 0.96 0.82 1.18 1.15 1.17 1.09 0.67 0.25 0.16 0.04
8.33
MONDAY LUNES
TUESDAY MARTES DIENSTAG
WEDNESDAY MIERCOLES MITTWOCH
THURSDAY JUEVES DONNERSTAG
FRIDAY VIERNES FREITAG
SATURDAY SAMEDI SAMSTAG
SUNDAY DOMINGO SONNTAG
MONDAY LUNES
2-5-87
U.C.V.
PRINTED IN U.S.A.
KAHLSICO, El CAJON, CALIF. 92022 U.S.A. CHART No. 3/01AM102

231884

45-30-26
42 30 27
27 27
32
27 26 26
24 24-0

84,0 24 30

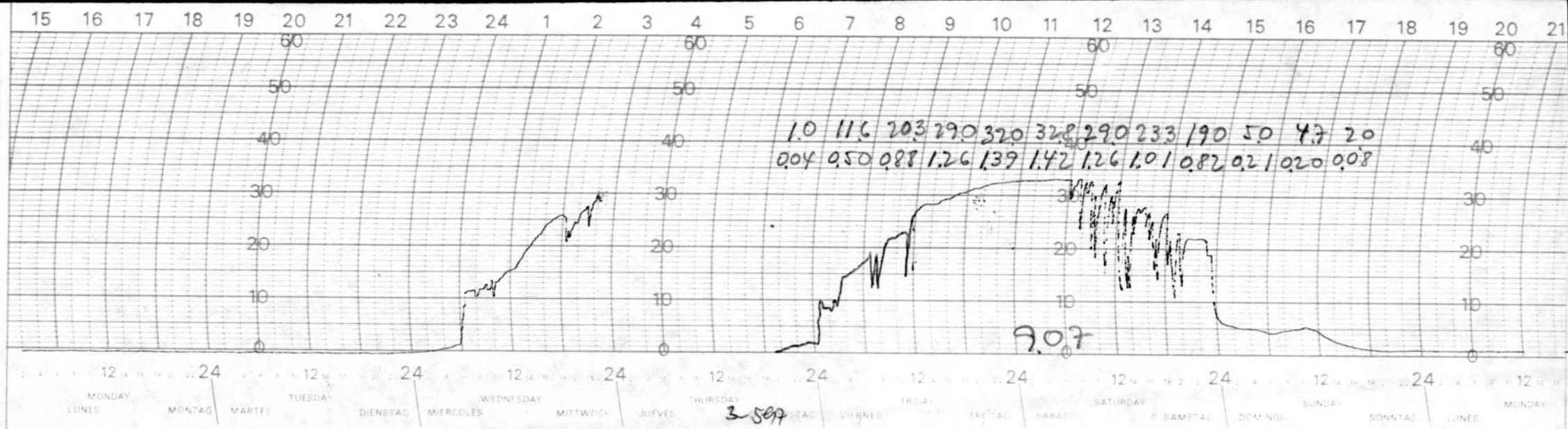

Instrument No. Observer
Station Location
Chart Installed Date Time
Chart Replaced Date Time
Remarks

3-597

PRINTED IN U.S.A.

KAHLSICO, EL CAJON, CALIF. 92022 U.S.A. CHART No. 3/01AM102

77,0

23,939

19430

46 2534

45 3426

33 2937

28 2626

25 25 5

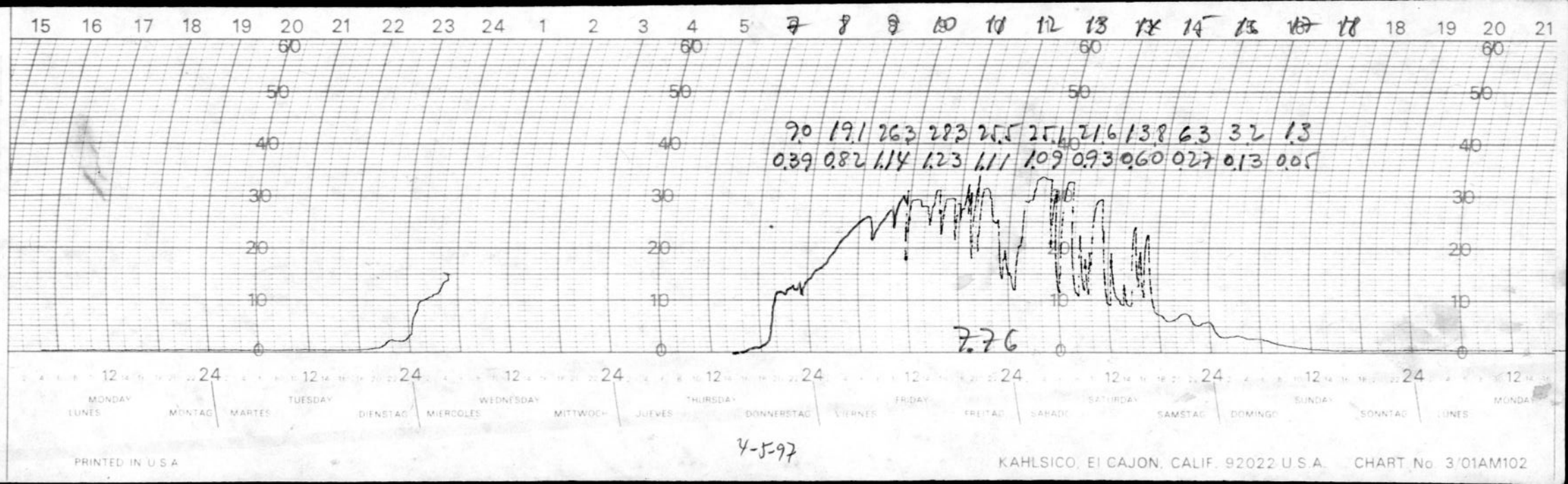

Station / Location
Chart Installed Date
Chart Replaced Date
Remarks

Time
Time

4-5-97

PRINTED IN U.S.A.

KAHLSICO, EL CAJON, CALIF. 92022 U.S.A. CHART No. 3/01AM102

22.C

24.1

20.2

23/1973

718

25-26 1/2

26-27-41

28-31

26-27

23-24

680.70

23.5

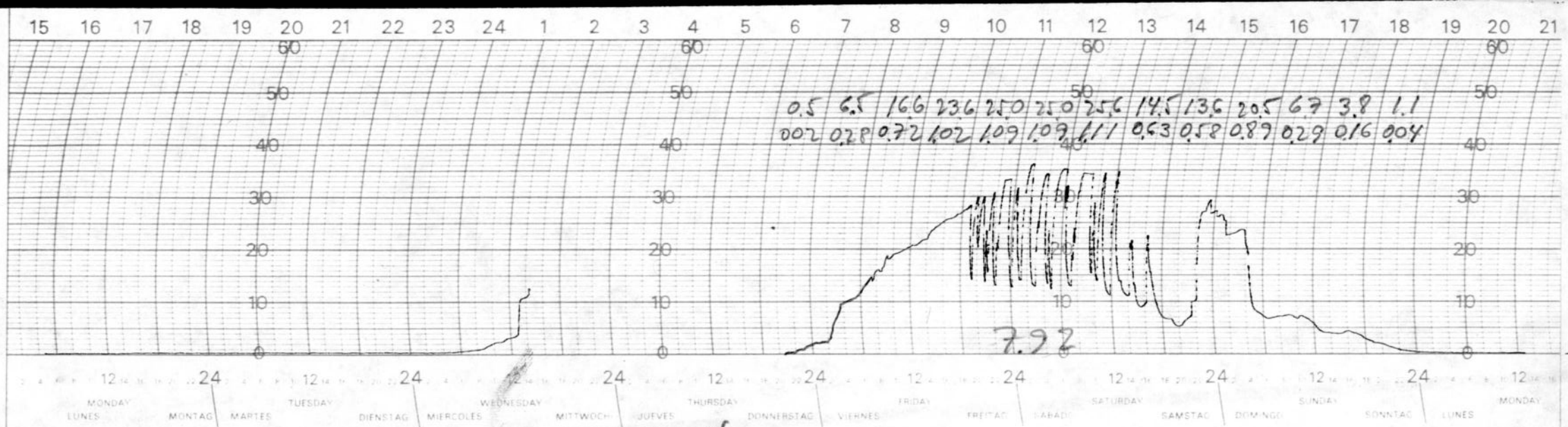

Station Location
Chart Installed Date Time
Chart Replaced Date Time
Remarks

U.C.V. 5-5-97

PRINTED IN U.S.A.

KAHLSICO, EL CAJON, CALIF. 92022 U.S.A. CHART No. 3/01AM102

844

232015

25-26-41

26-40

28-31

26-27

24

118

SC

680.0

23.5

13.5

20.9

29.9

22.4

20.0

82%

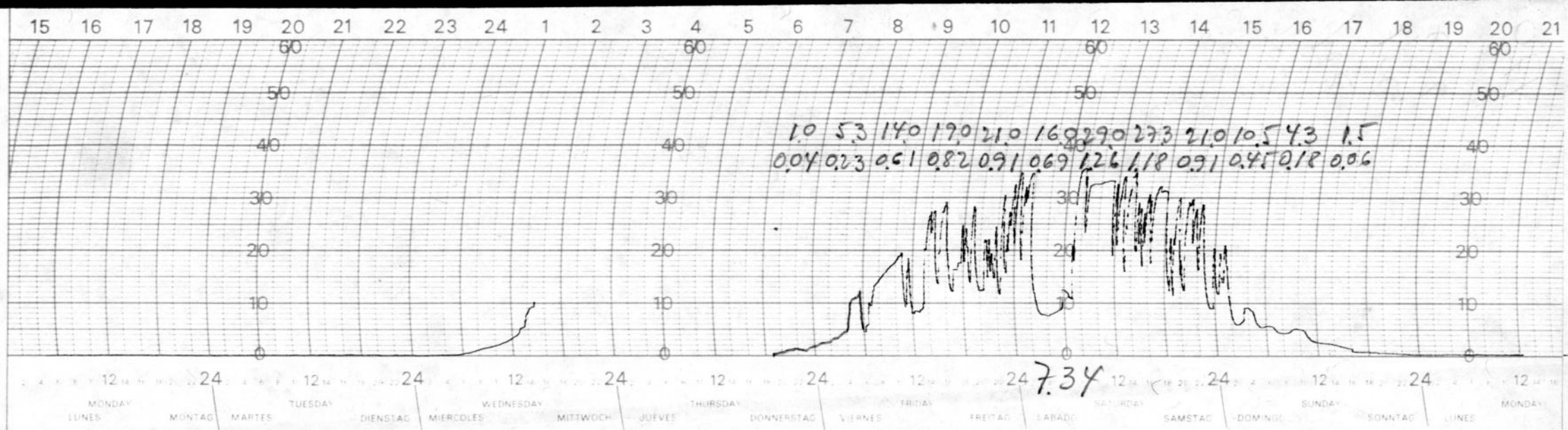

Station Location
Chart Alert Date
Chart Replaced Date
Remarks

U.C.V. 6-5-77

PRINTED IN U.S.A.

KAHLSICO, EL CAJON, CALIF. 92022 U.S.A. CHART No. 3'01AM102

232066

79.5

24-25-42

25-26-42

28-31

26-27

24

24.0

680

17.0

22.7

20.4

78%

30.6

20.0

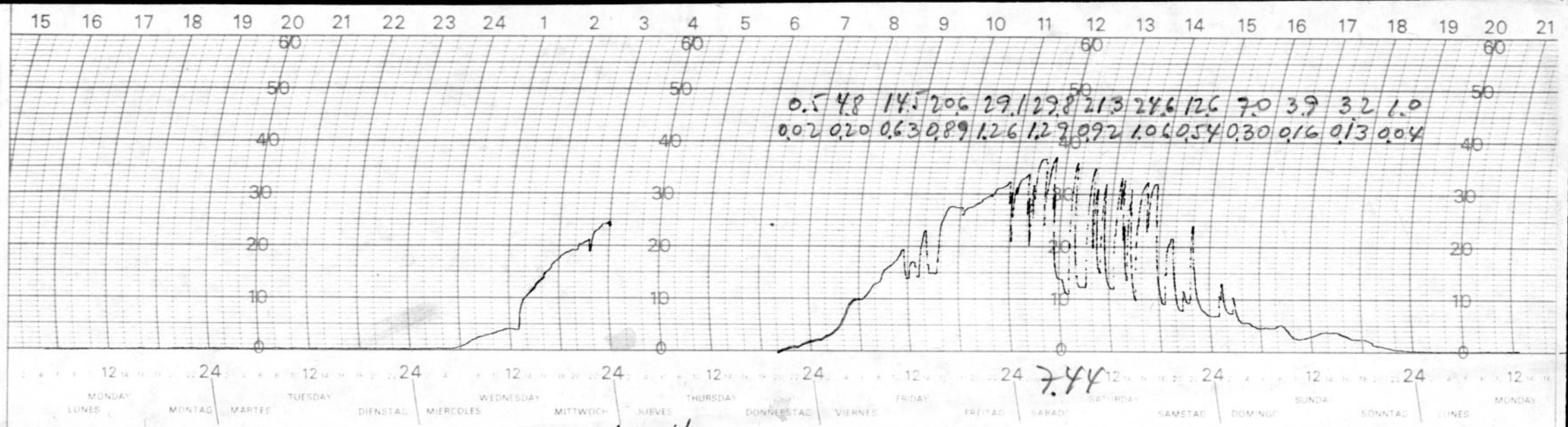

U.C.V. 7-5-97

PRINTED IN U.S.A.

KAHLSICO, El CAJON, CALIF. 92022 U.S.A. CHART No. 3/01AM102

[illegible]

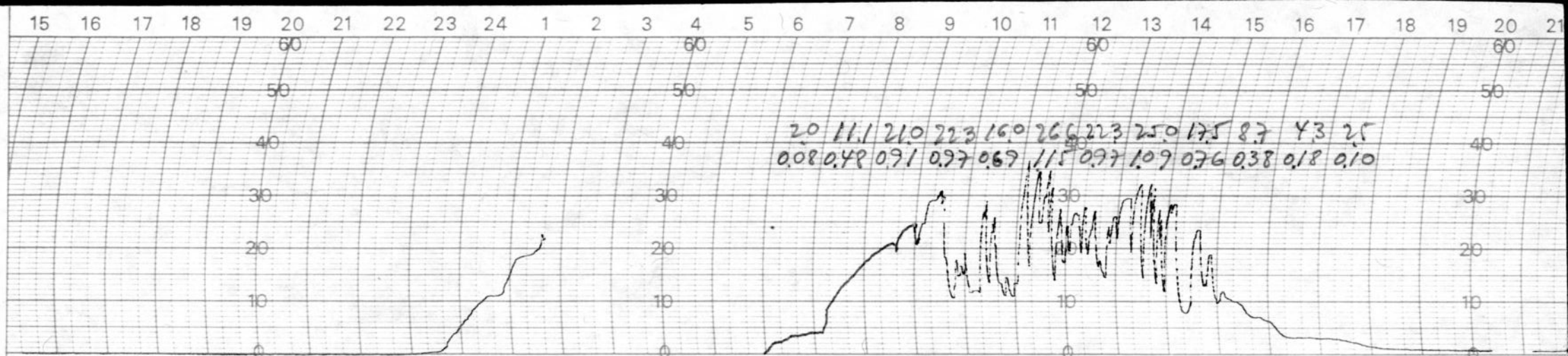

Instrument No. Observer
Station Location
Chart Filled Date Time
Chart Replaced Date Time
Remarks

8-5-97

PRINTED IN U.S.A.

KAHLSICO EL CAJON CALIF 92022 U.S.A. CHART No. 3/01AM102

70,0

23,2167

20431

41 3024
41 2025
42 2529
~8 2624
~8 2525

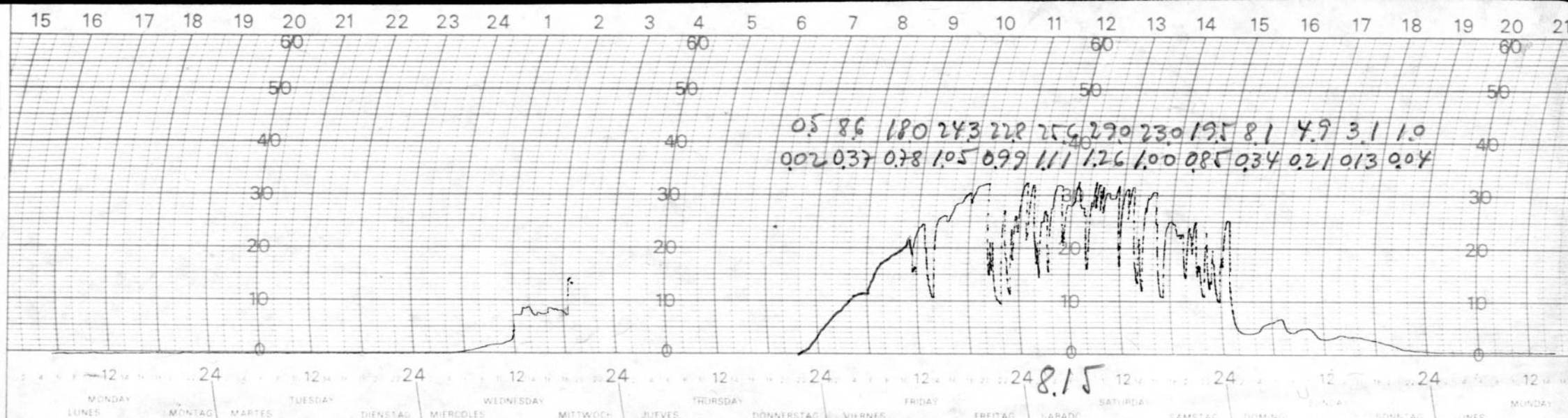

Instrument No. Observer
Station Location
Chart Called Date Time
Chart Replaced Date Time
Remarks

9-5-97

PRINTED IN U.S.A.
KAHLSICO, EL CAJON, CALIF. 92022 U.S.A. CHART No. 3/01AM102

66
~32224

43 26 25
44 27 27
33 29 29
28 26 26 21 4 31
25 25 25

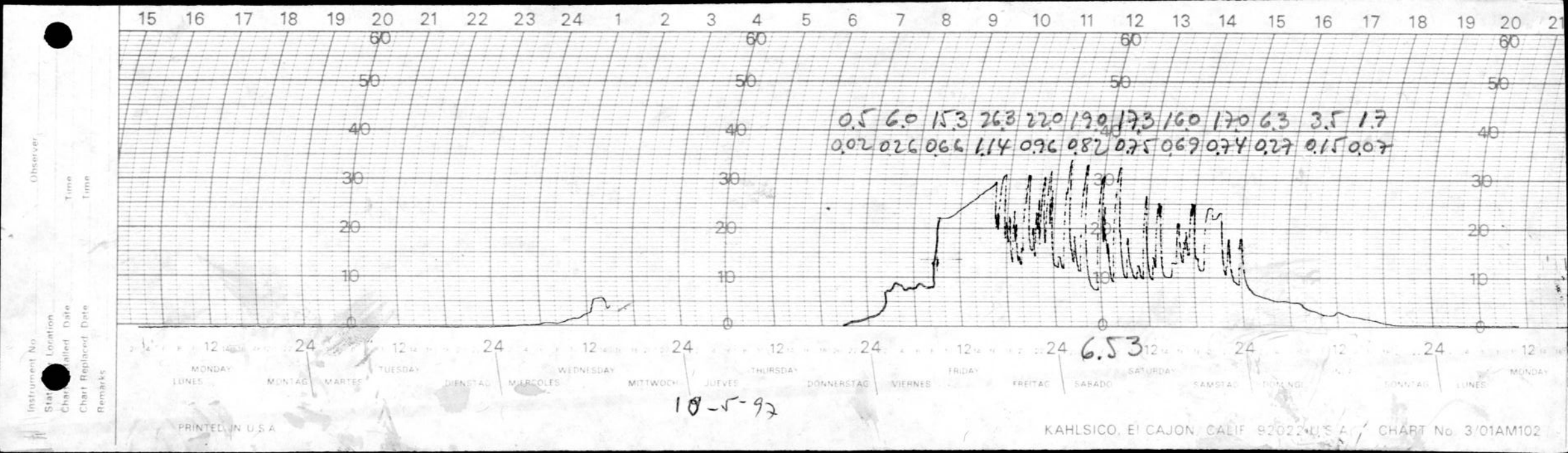
15 16 17 18 19 20 21 22 23 24 1 2 3 4 5 6 7 8 9 10 11 12 13 14 15 16 17 18 19 20 21
0.5 6.0 15.3 26.3 22.0 19.0 17.3 16.0 17.0 6.3 3.5 1.7
0.02 0.26 0.64 1.14 0.96 0.82 0.75 0.69 0.74 0.27 0.15 0.07
6.53
MONDAY LUNES
TUESDAY MARTES
WEDNESDAY MIERCOLES
THURSDAY JUEVES
FRIDAY VIERNES
SATURDAY SABADO
MONDAY LUNES
Instrument No
Observer
Station
Location
Time
Time
Chart Installed Date
Chart Replaced Date
Remarks
10-5-97
PRINTED IN U.S.A.
KAHLSICO, El CAJON, CALIF. 92022 U.S.A.
CHART No. 3/01AM102

[illegible]

[illegible]

[illegible]

40 25 25
39 26 26
33 30 30
28 27 27
25 25 25

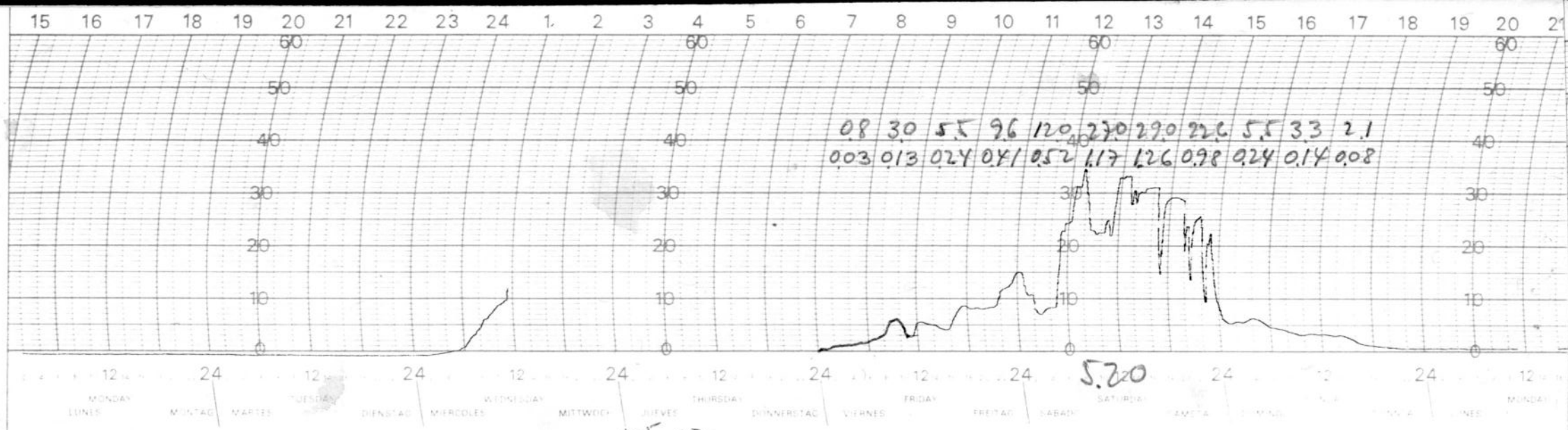
15 16 17 18 19 20 21 22 23 24 1 2 3 4 5 6 7 8 9 10 11 12 13 14 15 16 17 18 19 20 21
0.8 3.0 5.5 9.6 12.0 27.0 29.0 22.6 5.5 3.3 2.1
0.03 0.13 0.24 0.41 0.52 1.17 1.26 0.98 0.24 0.14 0.08
5.20
MONDAY TUESDAY WEDNESDAY THURSDAY FRIDAY SATURDAY MONDAY
LUNES MARTES MIERCOLES JUEVES VIERNES SABADO LUNES
11-5-97
PRINTED IN U.S.A.
KAHLSICO, EL CAJON, CALIF. 92022 U.S.A. CHART No. 3101AM102

83.1

232377

24-25-44

25-26-45

27-28-32

25-26-28

24

680.50

23.5

15.3

73%

20.1

32.4

23.2

20.2

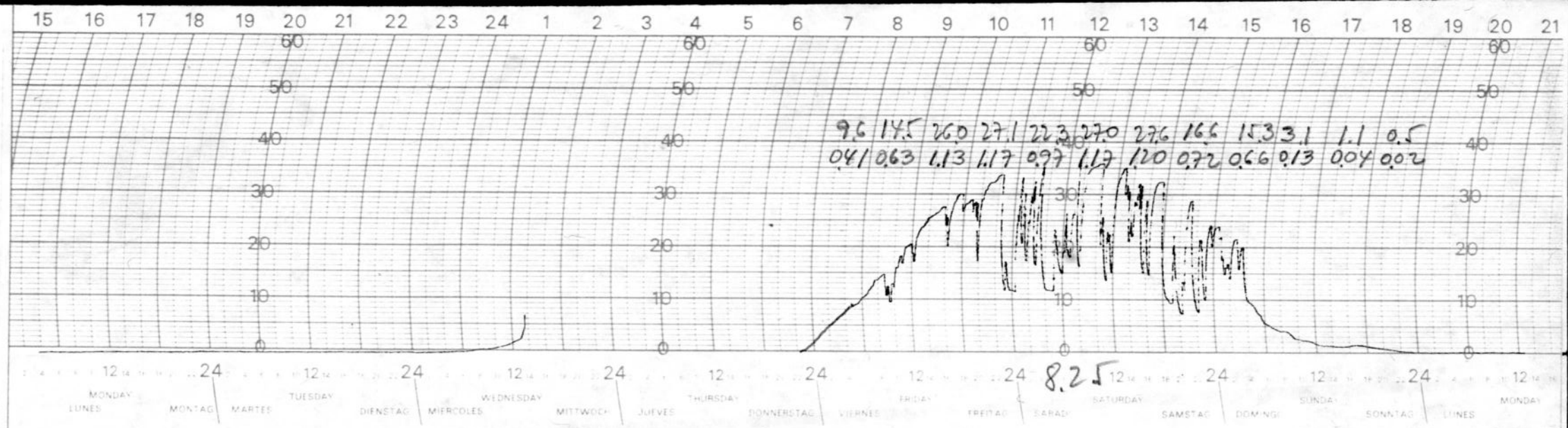

Observer

Time

Time

Instrument No.

Station Location

Chart Called Date

Chart Replaced Date

Remarks

PRINTED IN U.S.A.

13-5-37

KAHLSICO, El CAJON, CALIF. 92022 U.S.A. CHART No. 3/01AM102

77.6

232x32

238

20.2

25-26-43

26.43

28.32

24-22-28

25

680.50

23.5

19.2

83%

30.5

20.6

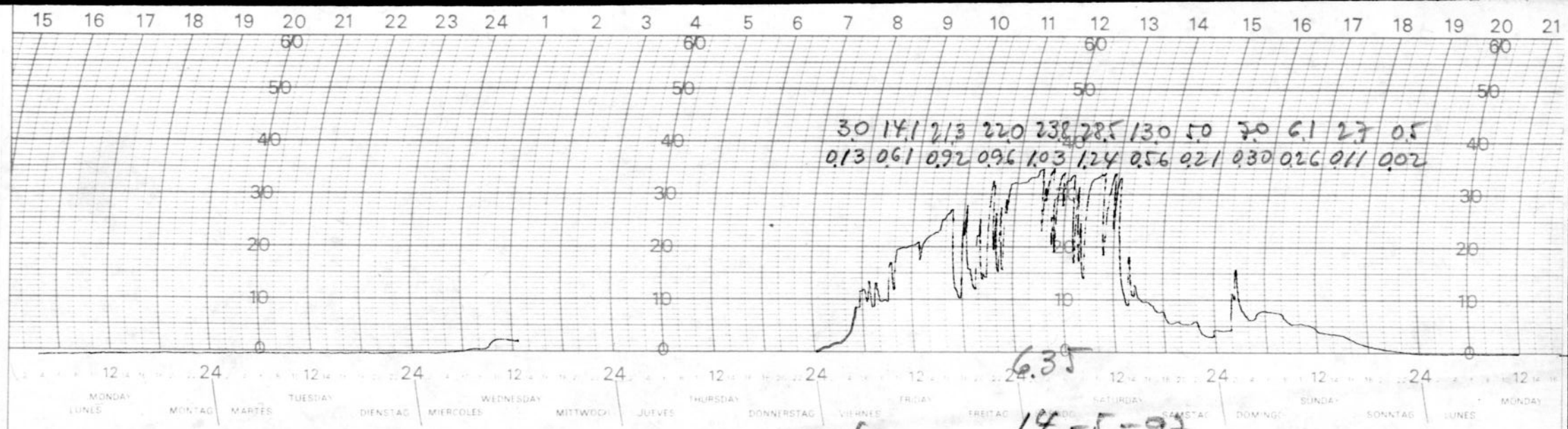

Instrument No. Observer
Station Location Time
Chart Filled Date Time
Chart Replaced Date
Remarks

U.C.V. 14-5-97

PRINTED IN U.S.A.
KAHLSICO El CAJON, CALIF. 92022 U.S.A. CHART No. 3/01AM102

232473
72.9
25-45
26-44
28-32
26-28
25

67975
23.0

22.8
22.7
19.9
85%
31.3
20.6

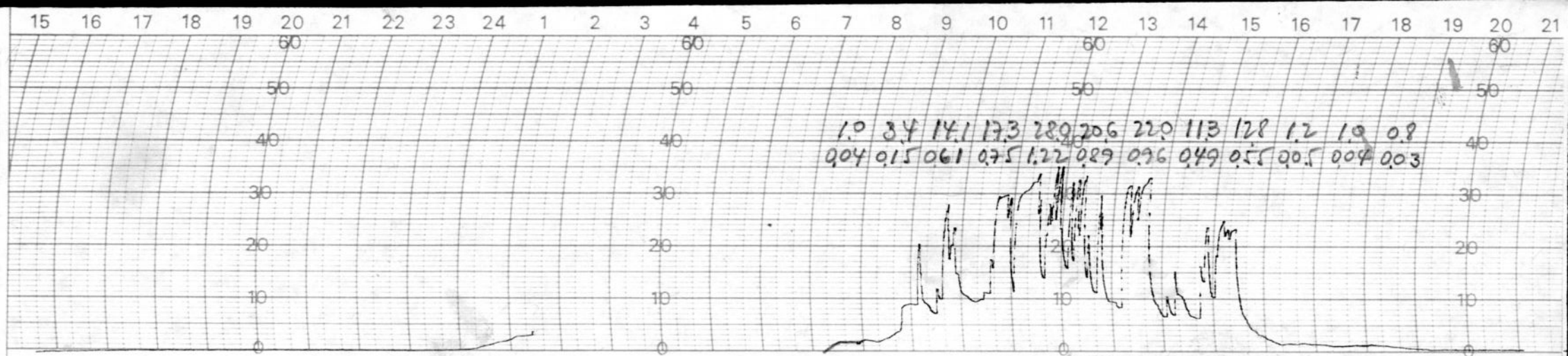

5.78

U.C.V. 15-5-97

Instrument No.
Station Location
Chart Installed Date
Chart Replaced Date
Remarks
Observer
Time
Time

PRINTED IN U.S.A.

KAHLSICO, EL CAJON, CALIF. 92022 U.S.A. CHART No. 3/01AM102

83.1

32525

22-41

23-40

28-31

25-27

25

680.0

23.2

25.1

22.8

18.1

29.8

20.1

66%

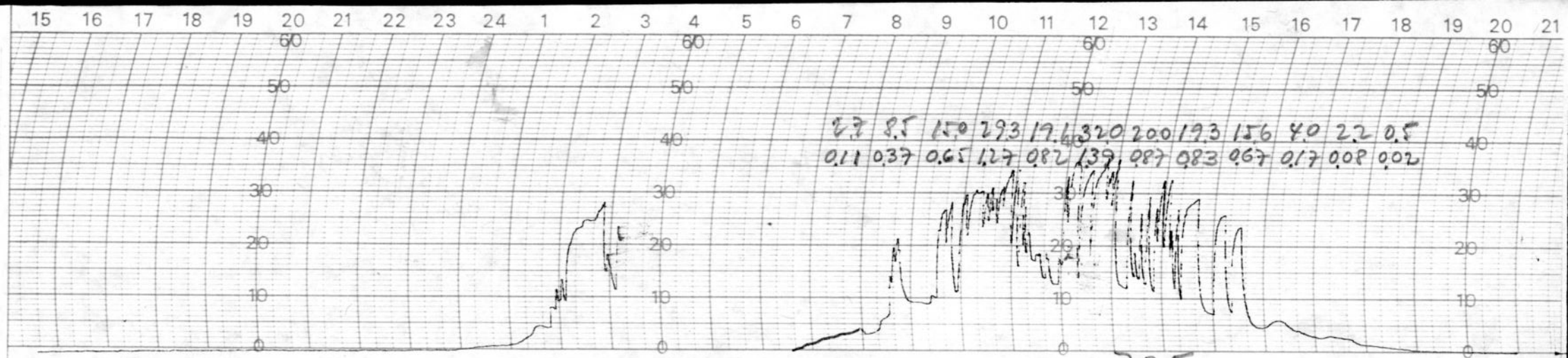

Instrument No. Observer
Station or Location Time
Chart Installed Date Time
Chart Replaced Date
Remarks

U.C.V. 16-5-37

PRINTED IN U.S.A.

KAHLSICO. EL CAJON, CALIF. 92022 U.S.A. CHART No. 3/01AM102

80,0
232581

20,30

3030 24
3530 26
3027 27
25 24 24
24 25 25

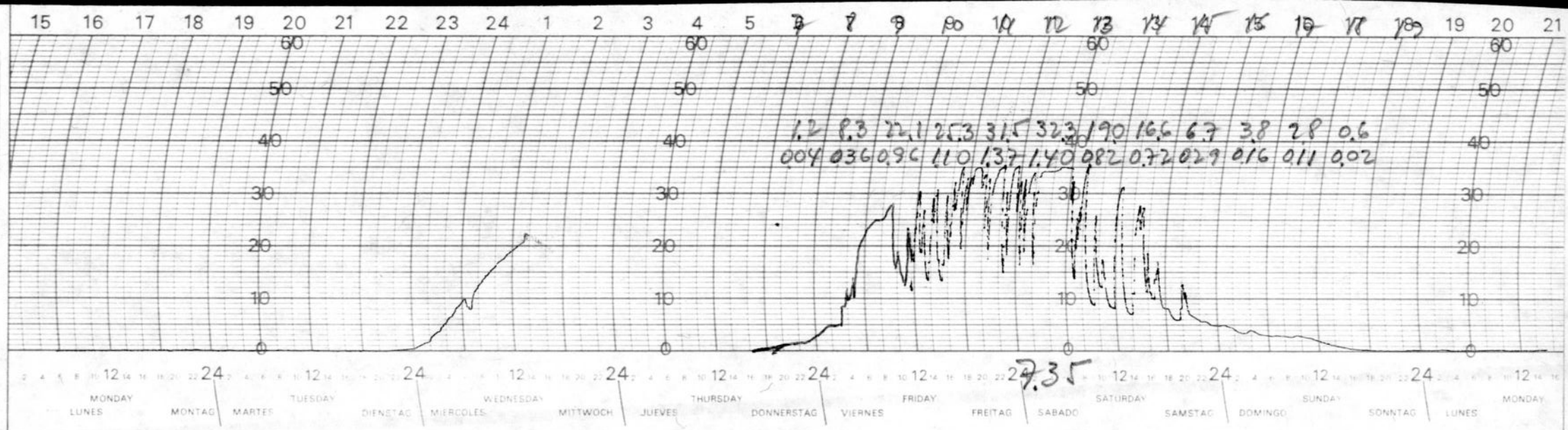

Station or Location
Chart Pulled Date Time
Chart Replaced Date Time
Remarks

17-5-97

PRINTED IN U.S.A.

KAHLSICO, EL CAJON, CALIF. 92022 U.S.A. CHART No. 3/01AM102

44 25 29
44 30 28
31 26 21
27 26 24
25 25

23 26 37
75,0

20 7 31

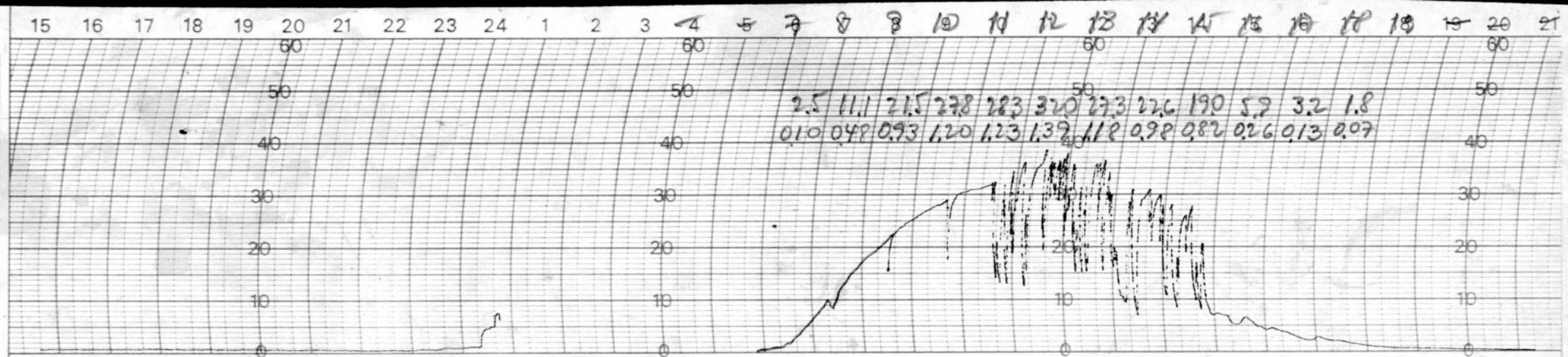

Station Location
Chart Installed Date Time
Chart Replaced Date Time
Remarks

PRINTED IN U.S.A.

KAHLSICO, EL CAJON, CALIF. 92022 U.S.A. CHART No. 3/01AM102

232700

67.5

25-44

26-44

28-32

26-28

25

679.80

21.2

19.9

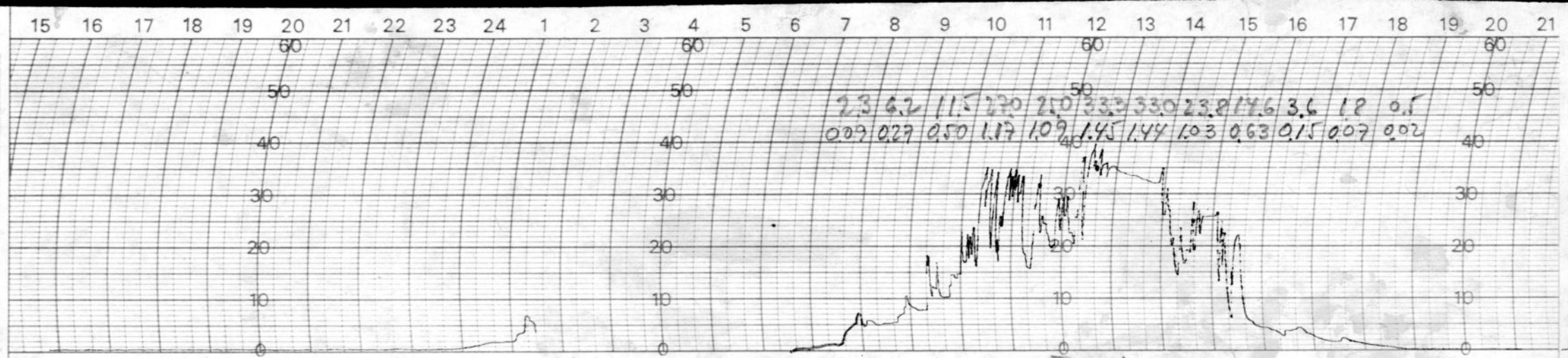

Station Location
Chart Filed Date
Chart Replaced Date
Remarks
Time
Time

PRINTED IN U.S.A.

KAHLSICO, EL CAJON, CALIF. 92022 U.S.A. CHART No. 3/01AM102

75.5

232757

25-42

26-42

28-31

26-27

25

679.

23.0

u

135

0.3

20.2

28.0

98%

21.4

21.0

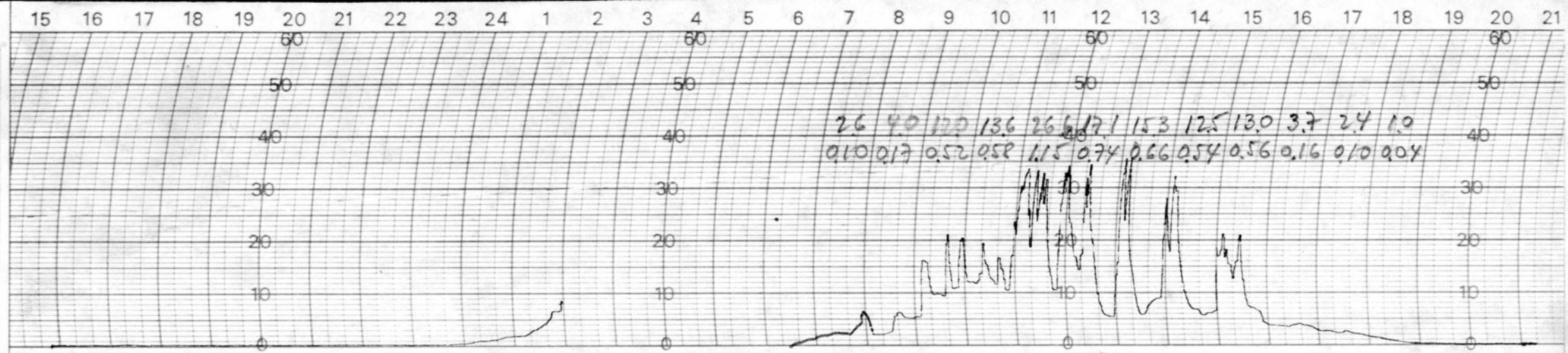

Station or Location
Chart Started Date Time
Chart Replaced Date Time
Remarks

U.C.V. 20-5-97

PRINTED IN U.S.A.

KAHLSICO, EL CAJON, CALIF. 92022 U.S.A. CHART No. 3/01AM102

232800

76.2

23.34

23-24-34

27-28

24-25

24

8.1

20.8

26.6

87%

22.0

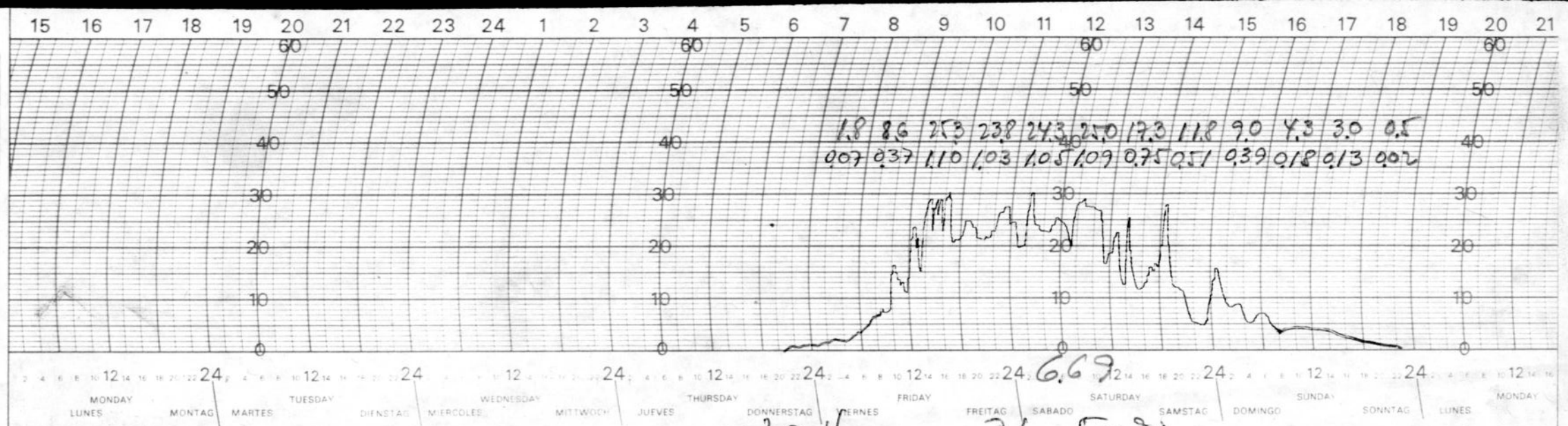

Station Location
Chart Installed Date Time
Chart Replaced Date Time
Remarks

PRINTED IN U.S.A.

KAHLSICO, EL CAJON, CALIF. 92022 U.S.A. CHART No. 3/01AM102

232852

71.8

23-25-30
24-26-37
26-29
24-25-27
23-24

678.0
240

20.2
21.5
29.0
20.9
73%

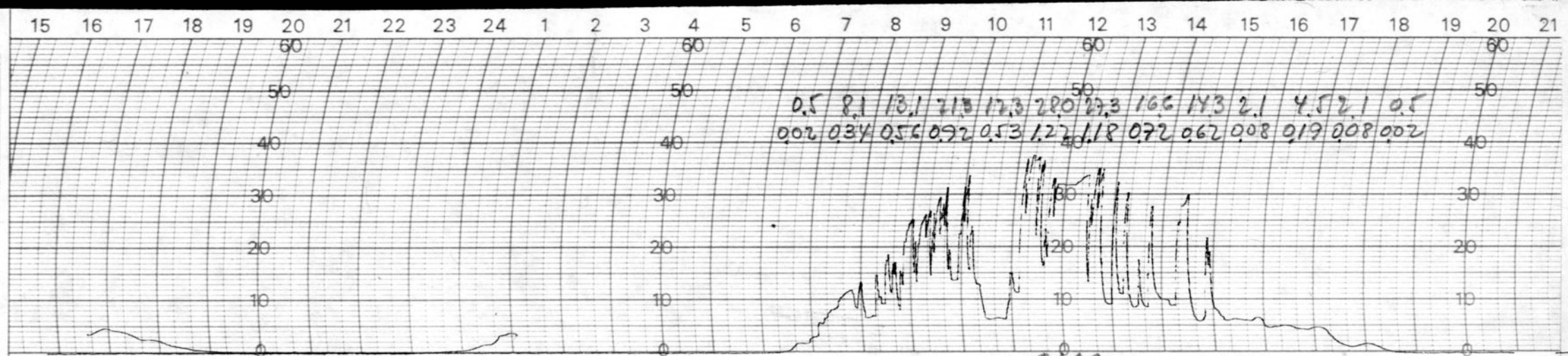

Station Location
Chart Called Date Time
Chart Replaced Date Time
Remarks

U.C.V.

22-5-97

PRINTED IN U.S.A.

KAHLSICO, EL CAJON, CALIF. 92022 U.S.A. CHART No. 3/01AM102

232834

753

25-41

26-41

27-30

26-27

24-25

680.0

237

24

87%

22.9

21.0

30.8

21.9

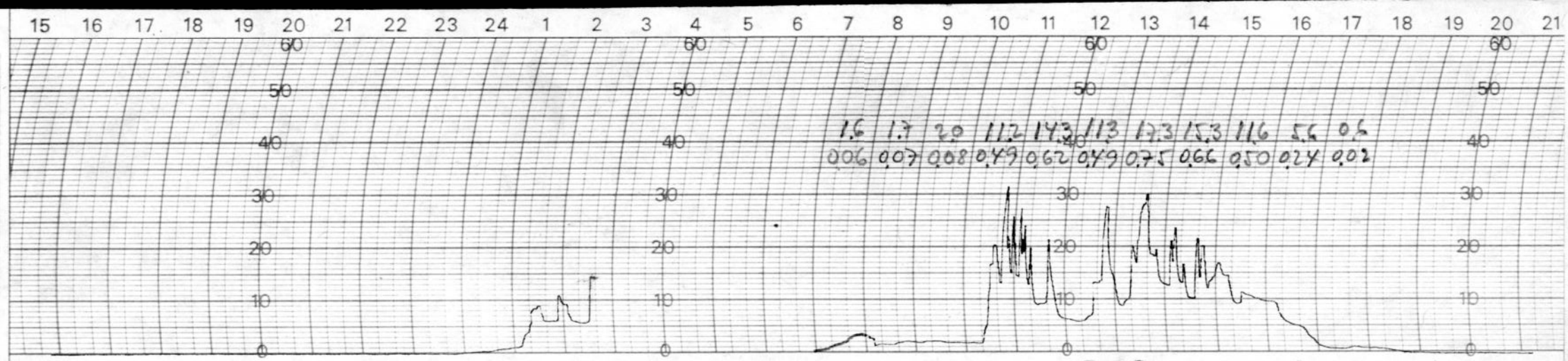

3.98

U.C.V.

23-5-97

Station or Location
Chart Pulled Date Time
Chart Replaced Date Time
Remarks

PRINTED IN U.S.A.

KAHLSICO, EL CAJON, CALIF. 92022 U.S.A. CHART No. 3/01AM102

3 ∫ 2526
362677
302828
25255
262525

73.0

232933

29421

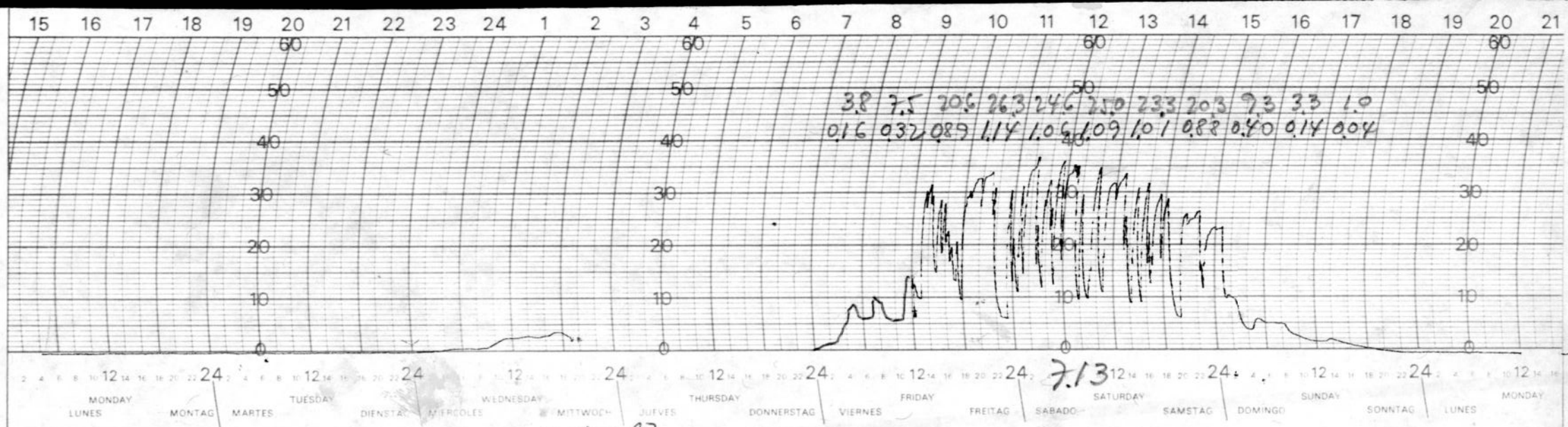

Station / Location
Chart Installed Date Time
Chart Replaced Date Time
Remarks

24-5-97

PRINTED IN U.S.A.

KAHLSICO, EL CAJON, CALIF. 92022 U.S.A. CHART No. 3/01AM102

ישראל
משרד
הבריאות
המרכז
הארצי
לבקרת
מחלות

ת.ד. 4345

טלפון 02-233990

ירושלים 91070

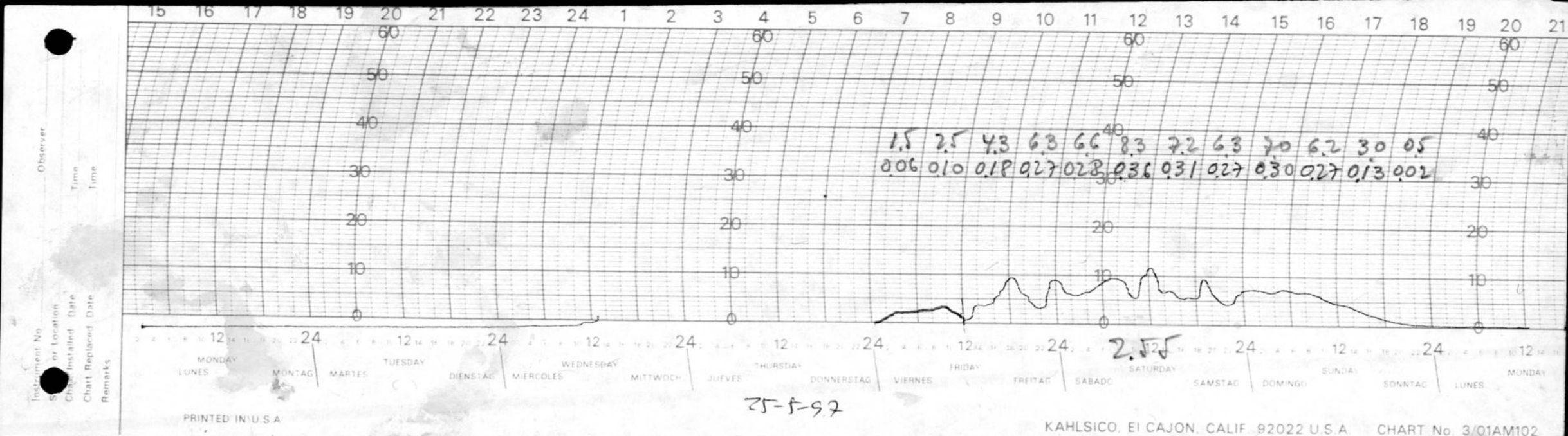
15 16 17 18 19 20 21 22 23 24 1 2 3 4 5 6 7 8 9 10 11 12 13 14 15 16 17 18 19 20 21
60
50
40
30
20
10
0
1.5 2.5 4.3 6.3 6.6 8.3 7.2 6.3 7.0 6.2 3.0 0.5
0.06 0.10 0.18 0.27 0.28 0.36 0.31 0.27 0.30 0.27 0.13 0.02
2.55
12 24
MONDAY LUNES
TUESDAY MONTAG MARTES
WEDNESDAY DIENSTAG MIERCOLES
THURSDAY MITTWOCH JUEVES
FRIDAY DONNERSTAG VIERNES
SATURDAY FREITAG SABADO
SUNDAY SAMSTAG DOMINGO
MONDAY SONNTAG LUNES
Instrument No
Observer
Station or Location
Chart Installed Date
Time
Chart Replaced Date
Time
Remarks
25-F-92
PRINTED IN U.S.A.
KAHLSICO, EL CAJON, CALIF. 92022 U.S.A. CHART No. 3/01AM102

21.1
20.4

29.5
11.3

233028
77.3
22-26
23-27
26-30
24-26
23-24

680
23.5

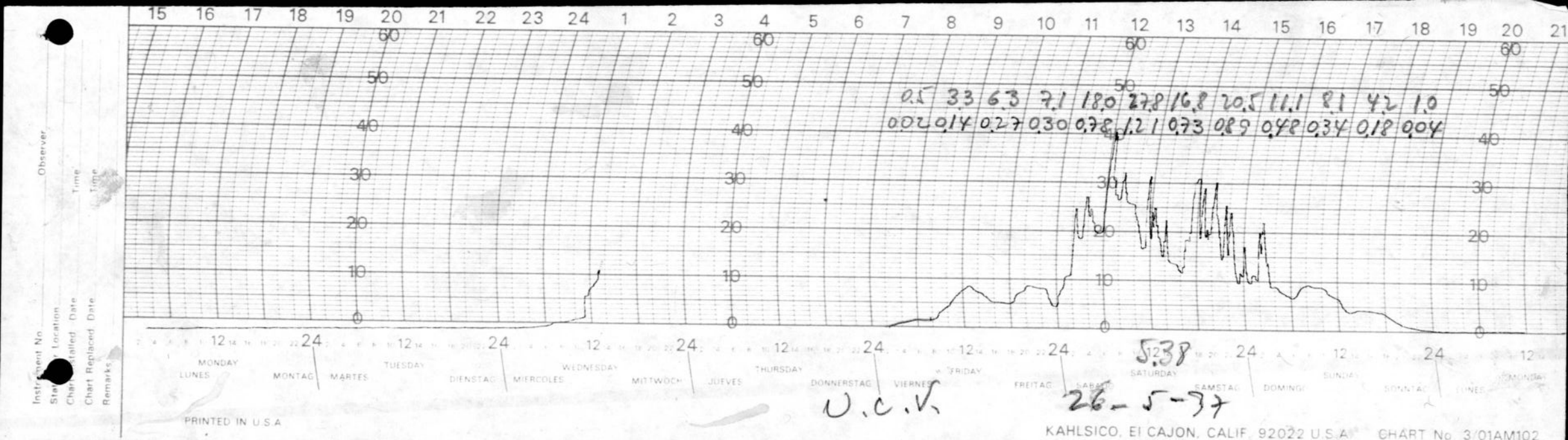
15 16 17 18 19 20 21 22 23 24 1 2 3 4 5 6 7 8 9 10 11 12 13 14 15 16 17 18 19 20 21
0.5 3.3 6.3 7.1 18.0 27.8 16.8 20.5 11.1 8.1 4.2 1.0
0.02 0.14 0.27 0.30 0.78 1.21 0.73 0.89 0.48 0.34 0.18 0.04
5.38
MONDAY LUNES MONTAG TUESDAY MARTES DIENSTAG WEDNESDAY MIERCOLES MITTWOCH THURSDAY JUEVES DONNERSTAG FRIDAY VIERNES FREITAG SATURDAY SABADO SAMSTAG SUNDAY DOMINGO SONNTAG MONDAY LUNES
Observer
Time
Time
Instrument No.
Station
Location
Chart Installed Date
Chart Replaced Date
Remarks
U.C.V.
26-5-97
PRINTED IN U.S.A.
KAHLSICO, EL CAJON, CALIF. 92022 U.S.A.
CHART No. 3/01AM102

735

233072

21-22-31

22-23-31

25-27

23-24

23

(7975

235

12.7

27.4

20.6

68%

23.6

20.4

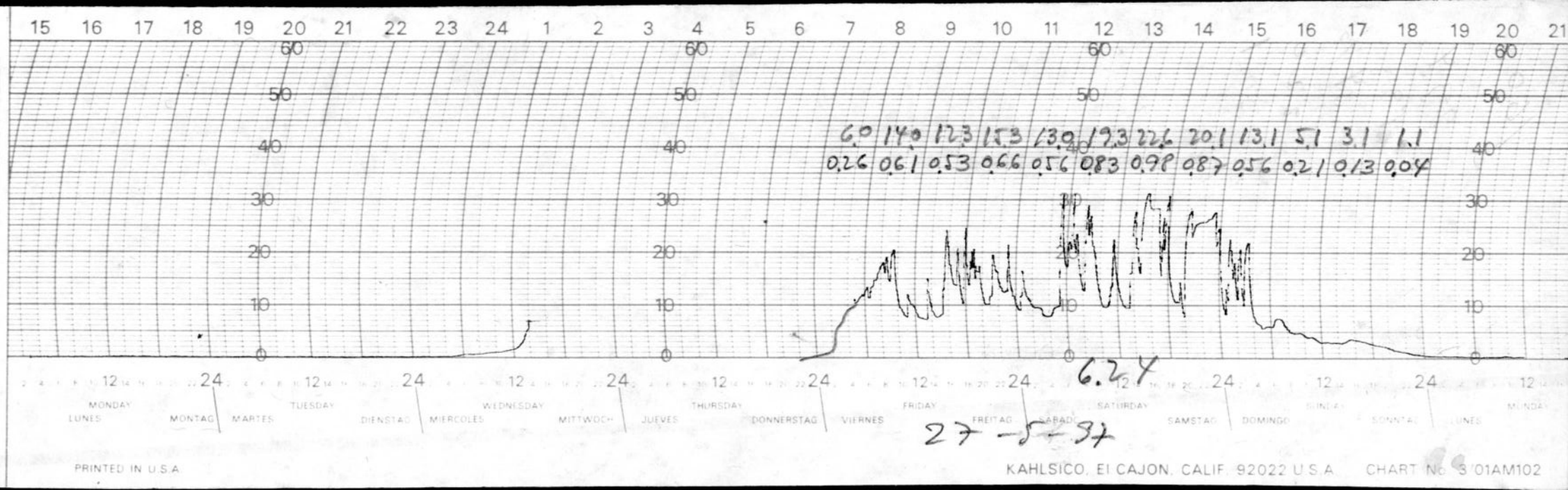

Instrument No. Observer
Station Location
Chart Installed Date Time
Chart Replaced Date Time
Remarks

PRINTED IN U.S.A.

KAHLSICO, EL CAJON, CALIF. 92022 U.S.A. CHART NO. S 01AM102

75.8

233124

0.4

22-31

22-23 31

25-27

22-23.24

22-23

679.50

240

16.0

29.4

13.5

84%

22.0

20.1

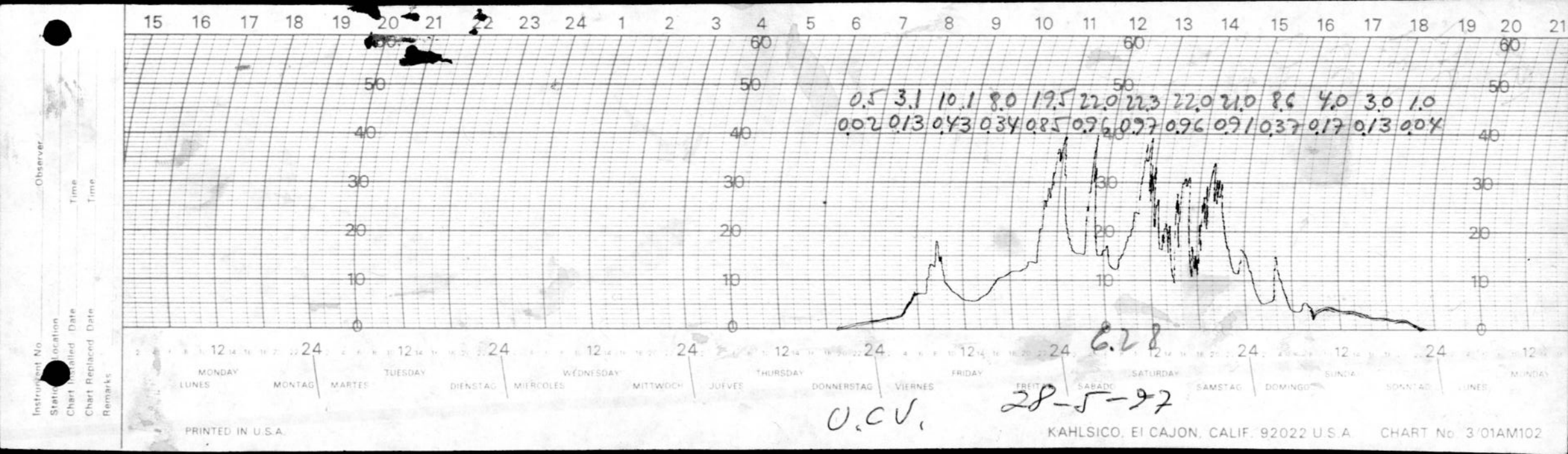
15 16 17 18 19 20 21 22 23 24 1 2 3 4 5 6 7 8 9 10 11 12 13 14 15 16 17 18 19 20 21
0.5 3.1 10.1 8.0 19.5 22.0 22.3 22.0 21.0 8.6 4.0 3.0 1.0
0.02 0.13 0.43 0.34 0.85 0.96 0.97 0.96 0.91 0.37 0.17 0.13 0.04
6.28
MONDAY LUNES MONTAG MARTES TUESDAY DIENSTAG MIERCOLES WEDNESDAY MITTWOCH JUEVES THURSDAY DONNERSTAG VIERNES FRIDAY FREITAG SABADO SATURDAY SAMSTAG DOMINGO SUNDAY SONNTAG LUNES MONDAY
Instrument No
Station
Location
Observer
Chart Installed Date Time
Chart Replaced Date Time
Remarks
U.C.V.
28-5-97
PRINTED IN U.S.A.
KAHLSICO, EL CAJON, CALIF. 92022 U.S.A. CHART No. 3 01AM102

799

233177

22-23-34

23-35

25-28

24

23

679.50

24.0

193

9.5%

29.1

19.3

21.1

20.6

8.4

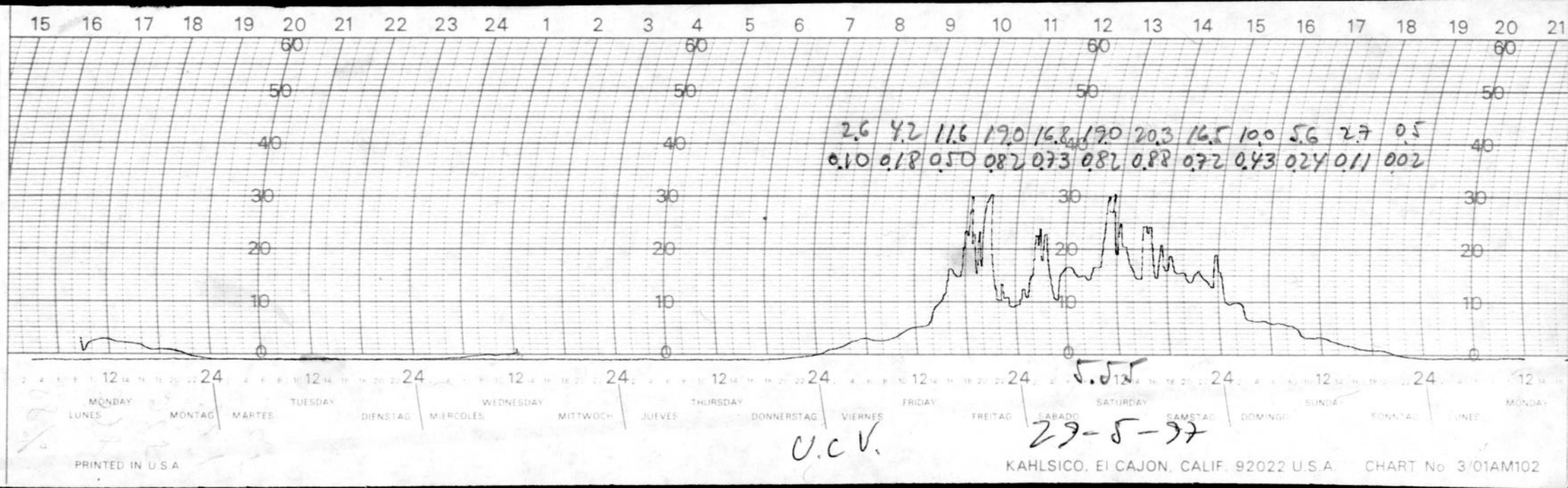
15 16 17 18 19 20 21 22 23 24 1 2 3 4 5 6 7 8 9 10 11 12 13 14 15 16 17 18 19 20 21
60
50
40
30
20
10
0
2.6 4.2 11.6 19.0 16.8 19.0 20.3 16.5 10.0 5.6 2.7 0.5
0.10 0.18 0.50 0.82 0.73 0.82 0.88 0.72 0.43 0.24 0.11 0.02
5.55
MONDAY LUNES
MONTAG
TUESDAY MARTES
DIENSTAG
WEDNESDAY MIERCOLES
MITTWOCH
THURSDAY JUEVES
DONNERSTAG
FRIDAY VIERNES
FREITAG
SATURDAY SABADO
SAMSTAG
SUNDAY DOMINGO
SONNTAG
MONDAY LUNES
U.C.V.
29-5-97
PRINTED IN U.S.A.
KAHLSICO, EL CAJON, CALIF. 92022 U.S.A.
CHART No. 3/01AM102

238227
75.5

22-29
23-30
25-26
23-24
22-23
680.45
24.0

22.4
20.0

88%

27.8
21.5
22.1
20.5

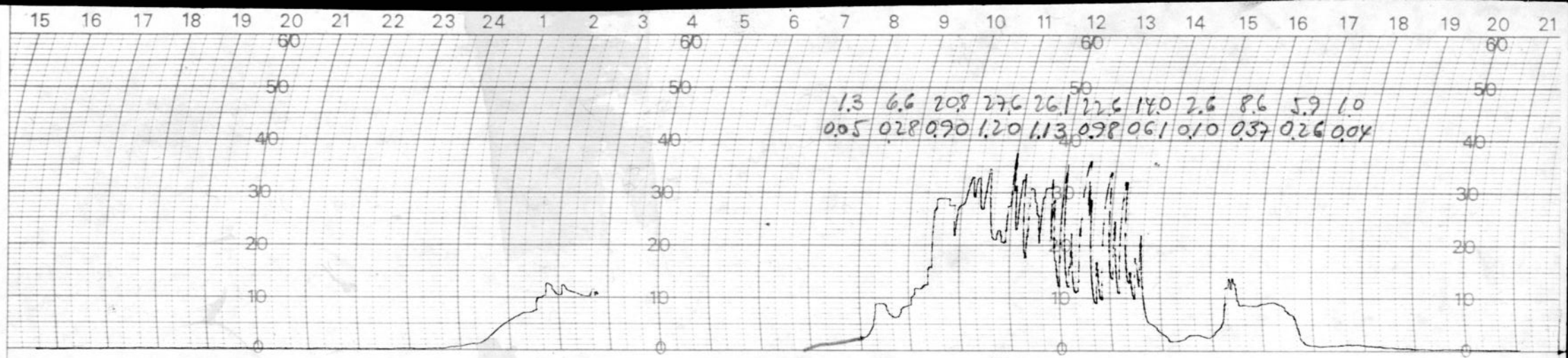

Instrument No
Observer
State Location
Chart Pulled Date Time
Chart Replaced Date Time
Remarks

V.C.V.

30-5-37

PRINTED IN U.S.A.

KAHLSICO, EL CAJON, CALIF. 92022 U.S.A. CHART No. 3/01AM102

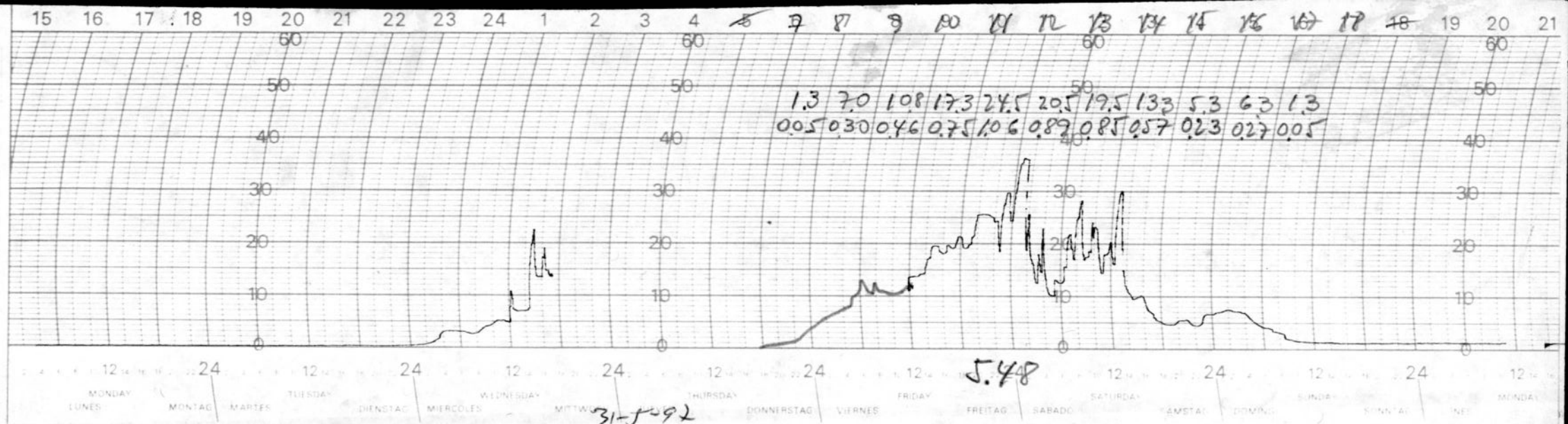

Instrument No.
Station Location
Chart Pulled Date
Chart Replaced Date
Remarks

Observer
Time
Time

PRINTED IN U.S.A.

KAHLSICO, El CAJON, CALIF. 92022 U.S.A. CHART No. 3 01AM102

80,0
233294

20429

32 25 23 23
32 25 25
32 25 23
25 23 23
23 23 23

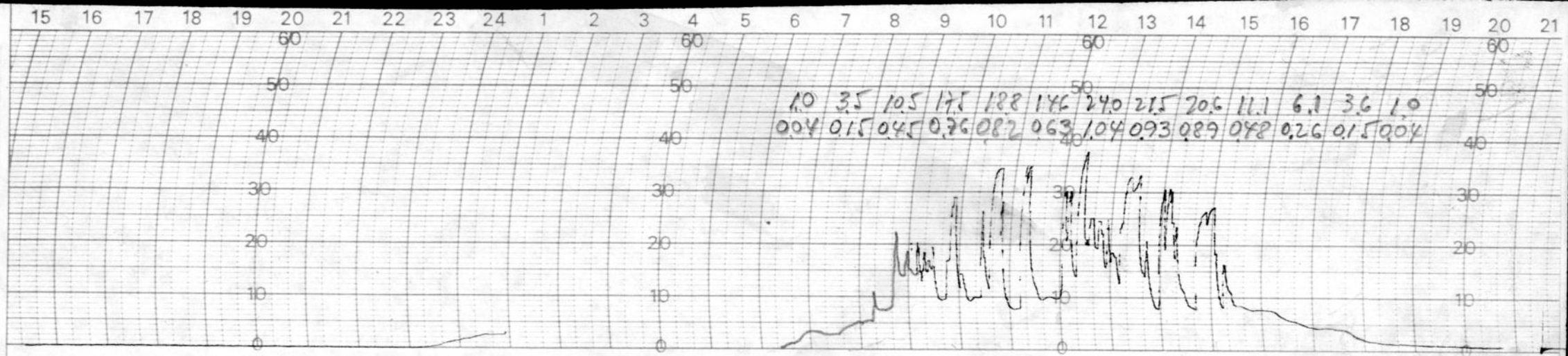

Instrument No. Observer
Station Location Time
Chart Installed Date Time
Chart Replaced Date
Remarks

PRINTED IN U.S.A.

KAHLSICO, EL CAJON, CALIF. 92022 U.S.A. CHART No. 3 01AM102

16.2

36.0

21.6
20.4

233 334

22-31

679.80
23.5

23-31

25-26

23

22

Instrument No.
Observer
Station Location
Time
Charge Installed Date
Time
Chart Replaced Date
Remarks

PRINTED IN U.S.A.

KAHLSICO, EL CAJON, CALIF. 92022 U.S.A. CHART No. 3 01AM102

76.0
233381

21-32
22-23-32
24-26
22-23
22

678.70
23.0

18.7

28.0
20.8
88%

23.3
21.0

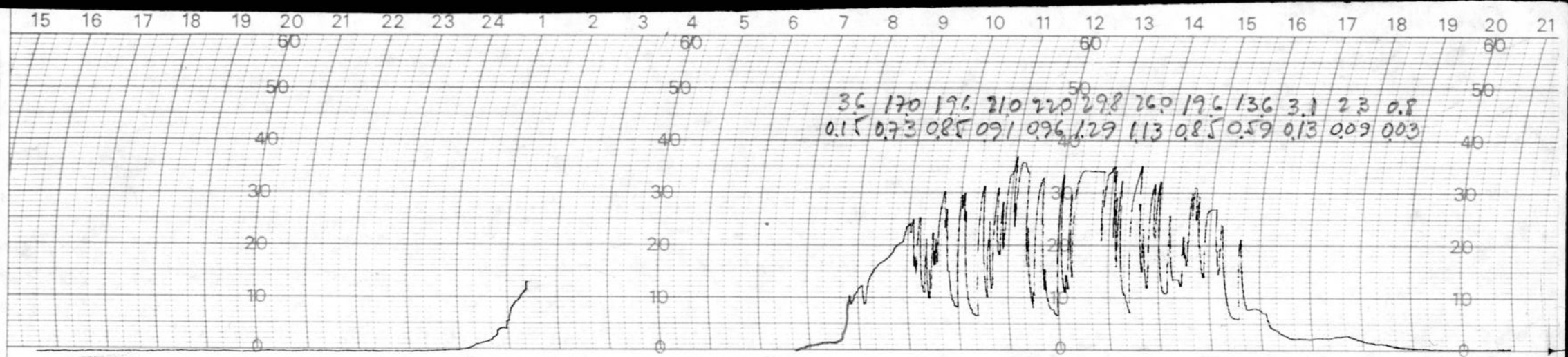

Observer

Instrument No.

Station Location

Chart Installed Date

Time

Chart Replaced Date

Time

Remarks

7.7 /

U.C.V.

3-6-87

PRINTED IN U.S.A.

KAHLSICO, EL CAJON, CALIF. 92022 U.S.A. CHART No. 3101AM102

233435

71.2

22-23-34

23-24-33

24-27

25 23-24

22

678.0

23.0

221

100

24.5

20.5

63%

30.1

21.1

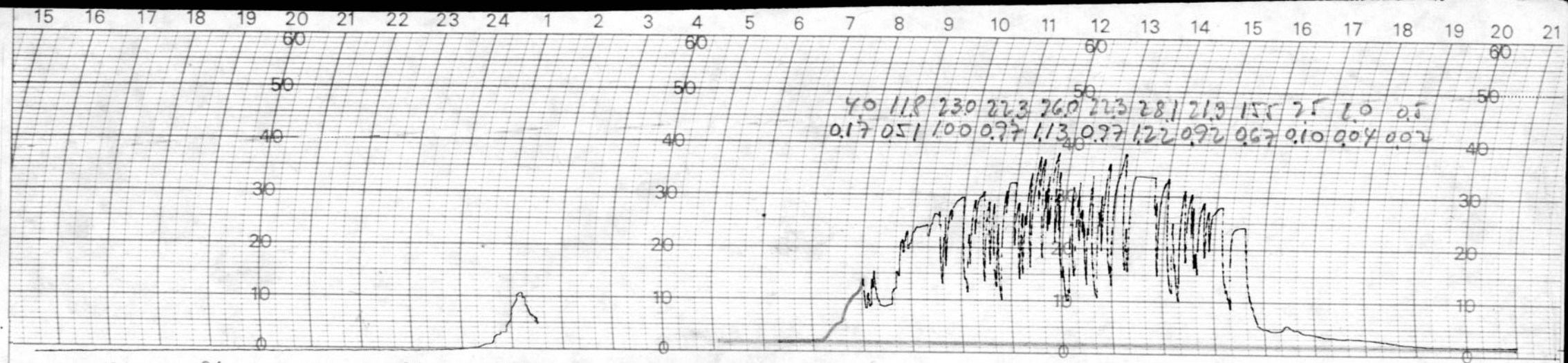

Instrument No. Observer
Station Location Time
Chart Installed Date Time
Chart Replaced Date
Remarks

PRINTED IN U.S.A.

KAHLSICO, EL CAJON, CALIF. 92022 U.S.A. CHART No. 3/01AM102

233487

66.5

22-24-35

23-24-35

25-28

22-23-24

22

677.50

24.5

141

80%

30.3

20.7

23.5

20.6

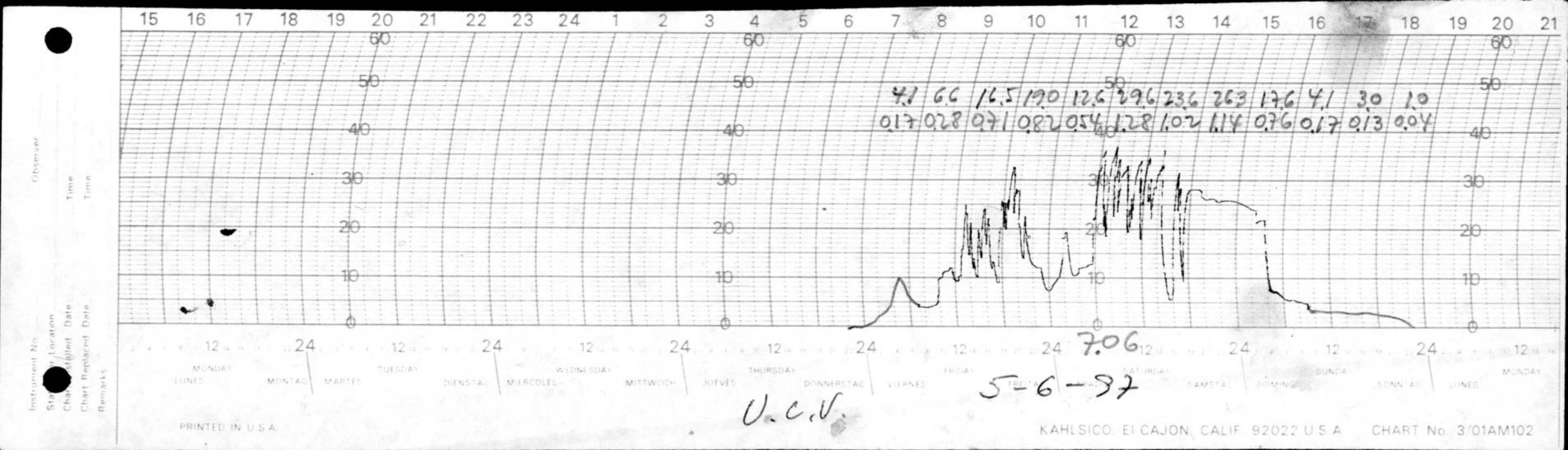
15 16 17 18 19 20 21 22 23 24 1 2 3 4 5 6 7 8 9 10 11 12 13 14 15 16 17 18 19 20 21
4.1 6.6 16.5 19.0 12.6 29.6 23.6 26.3 17.6 4.1 3.0 1.0
0.17 0.28 0.71 0.82 0.54 1.28 1.02 1.14 0.76 0.17 0.13 0.04
7.06
MONDAY LUNES
TUESDAY MARTES DIENSTAG
WEDNESDAY MIERCOLES MITTWOCH
THURSDAY JUEVES DONNERSTAG
FRIDAY VIERNES
SATURDAY SAMSTAG
SUNDAY DOMINGO SONNTAG
MONDAY LUNES
5-6-87
U.C.V.
PRINTED IN U.S.A.
KAHLSICO, EL CAJON, CALIF. 92022 U.S.A.
CHART No. 3/01AM102

233544

75.4

22-23-34

23-24-34

25-27

23-24

22

678.45

245

30.0

22.0

24.6

20.6

65%

4/8ci

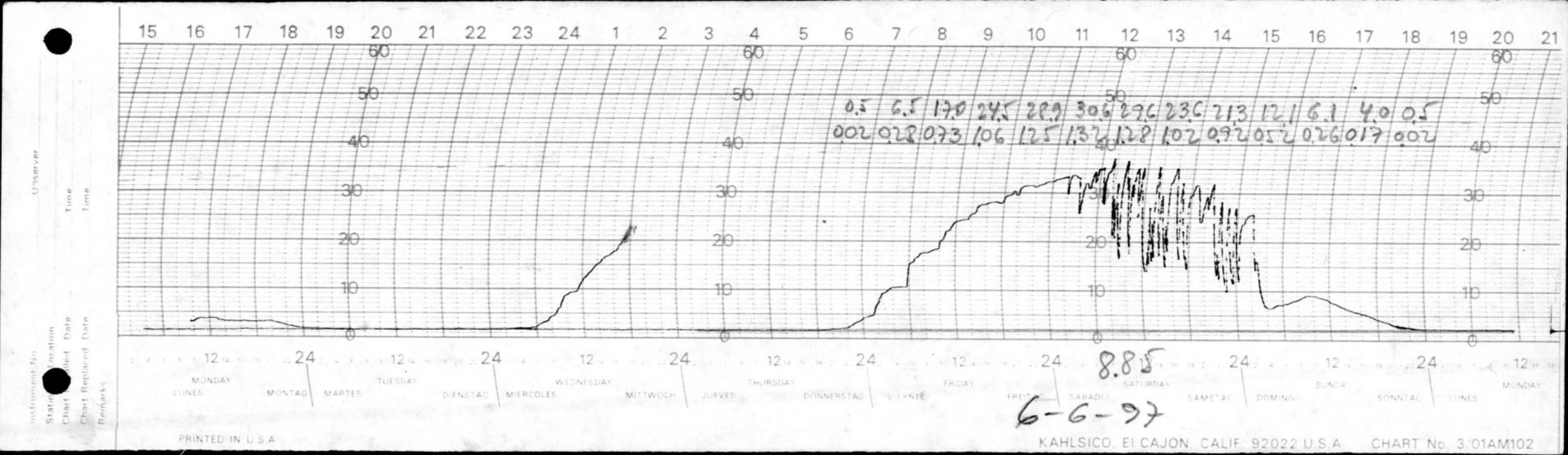
15 16 17 18 19 20 21 22 23 24 1 2 3 4 5 6 7 8 9 10 11 12 13 14 15 16 17 18 19 20 21
0.5 6.5 17.0 24.5 28.9 30.6 29.6 23.6 21.3 12.1 6.1 4.0 0.5
0.02 0.28 0.73 1.06 1.25 1.32 1.28 1.02 0.92 0.52 0.26 0.17 0.02
8.85
6-6-97
MONDAY
TUESDAY
WEDNESDAY
THURSDAY
FRIDAY
SATURDAY
SUNDAY
MONDAY
PRINTED IN U.S.A.
KAHLSICO, EL CAJON, CALIF. 92022 U.S.A. CHART No. 3/01AM102

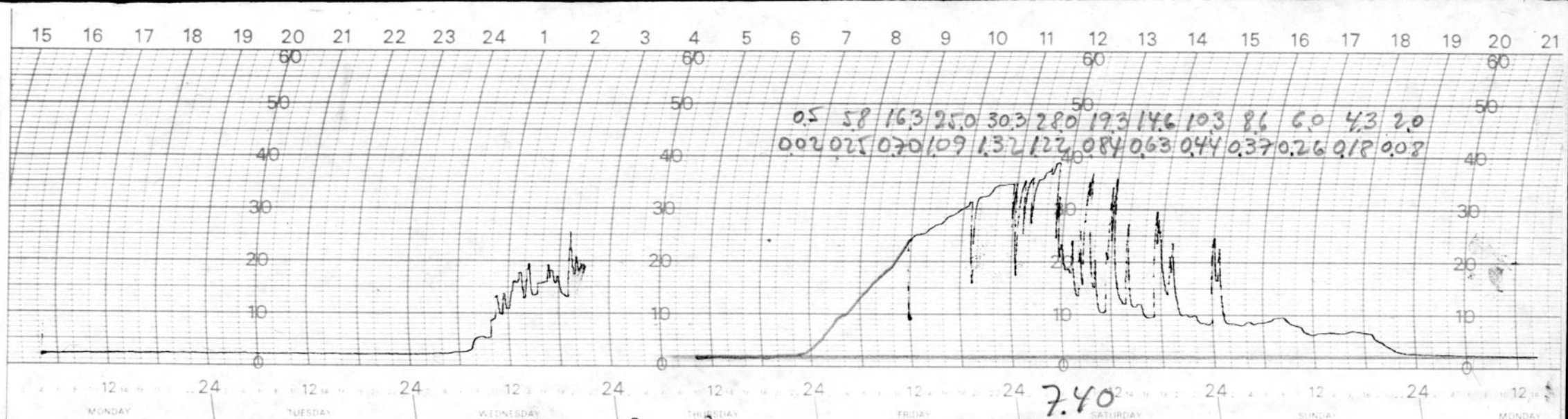

Instrument No.
Station Location
Chart Installed Date
Chart Replaced Date
Remarks
Observer
Time
Time

PRINTED IN U.S.A.

KAHLSICO, El CAJON, CALIF. 92022 U.S.A. CHART No. 3/01AM102

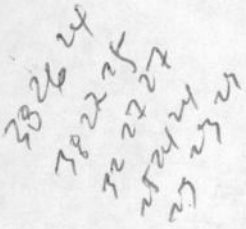

38 26 24
38 27 25
32 27 27
25 24 24
23 23 21

66,0
23362+

21 4 31

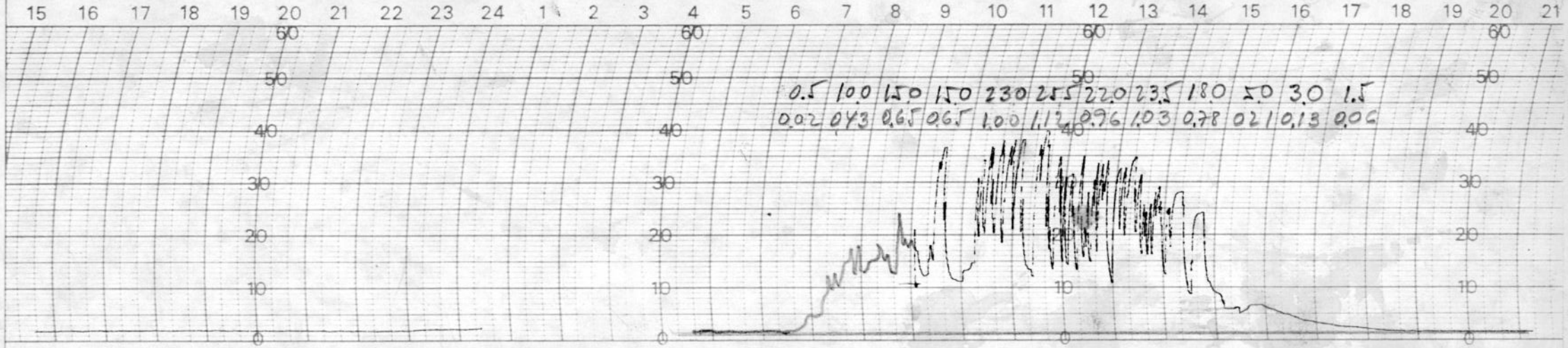

8-6-97

7.04

8-6-97

Instrument No.
Station
Chart Installed Date
Chart Replaced Date
Remarks
Observer
Time
Time

PRINTED IN U.S.A.

KAHLSICO, El CAJON, CALIF. 92022 U.S.A. CHART No. 3 01AM102

G2.5

233664

27.8

10.0

8/8 SC

21.1

20.8

GD0.50

24.5

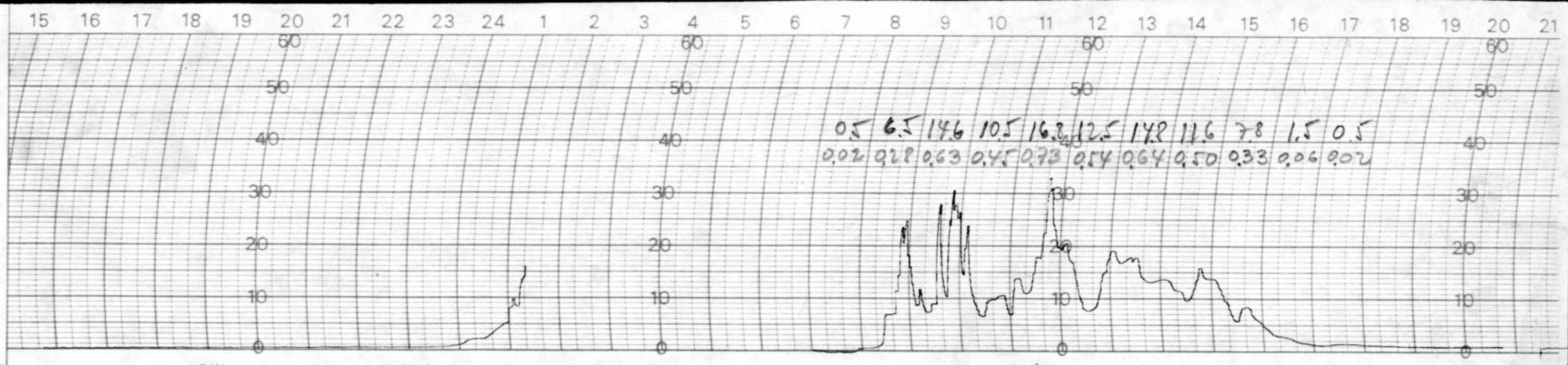

Station Location
Chart Installed Date Time
Chart Replaced Date Time
Remarks

U.C.I.V.

PRINTED IN U.S.A.

KAHLSICO, El CAJON, CALIF. 92022 U.S.A. CHART No. 3/01AM102

823

233634

22-23-23

22-24-23

26-27

23-24

23

680.75

23.5

11.5

13.8

25.3

68%

23.6

21.0

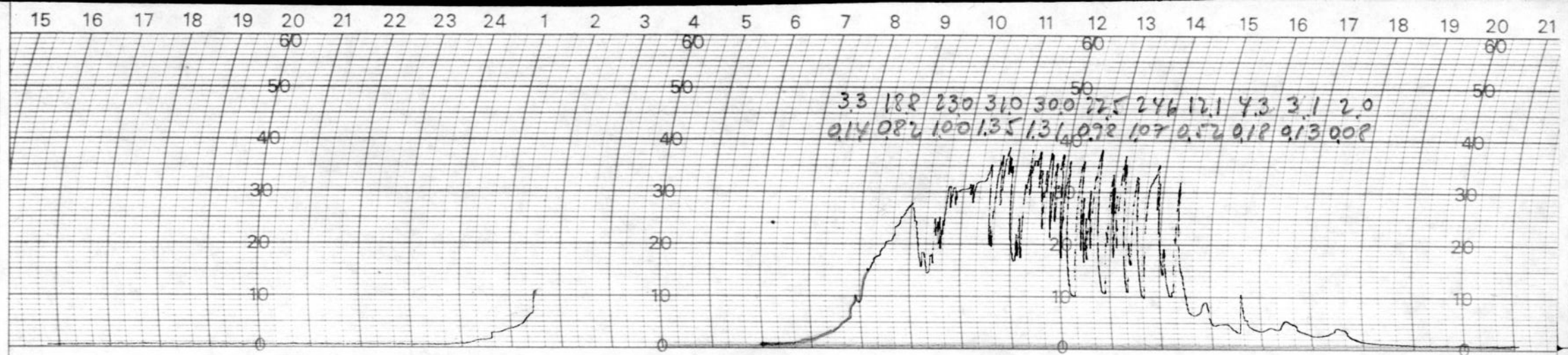

Station Location
Chart Installed Date Time
Chart Replaced Date Time
Remarks

PRINTED IN U.S.A

KAHLSICO, EL CAJON, CALIF. 92022 U.S.A. CHART No. 3/01AM102

78.6

233738

22-23-34

23-24-34

25-27

23-24

23

28.4

20.1

78%

23.3

21.1

0.4

680-70

24.5

6/8

SC-AC

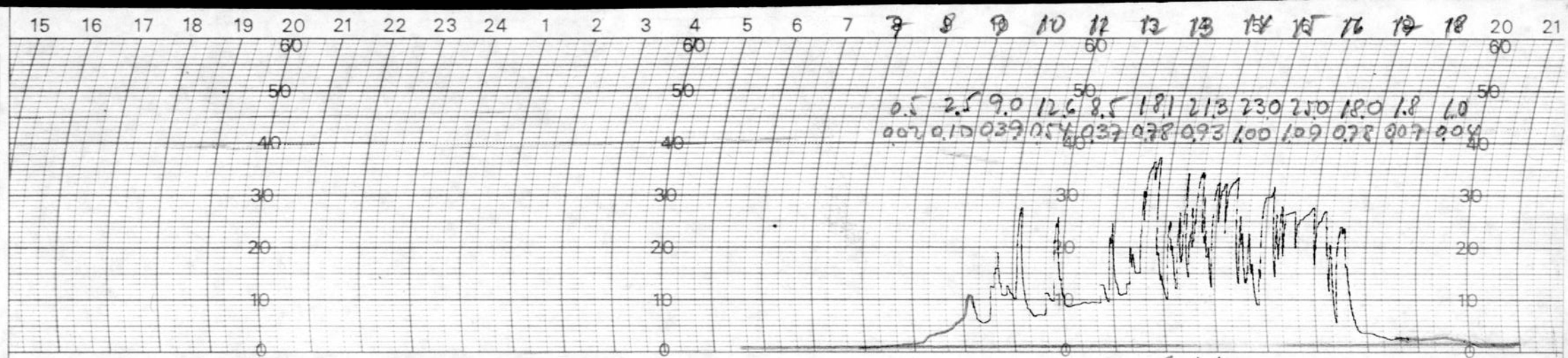

Station Location
Chart Pulled Date Time
Chart Replaced Date Time
Remarks

U.O.V.

PRINTED IN U.S.A.

KAHLSICO, EL CAJON, CALIF. 92022 U.S.A. CHART No. 3/01AM102

233732

74.4

22-24-34

23-25-34

25-27

23-24

22-23

679.50

24.5

24.0

70%

29.5

21.1

27.9

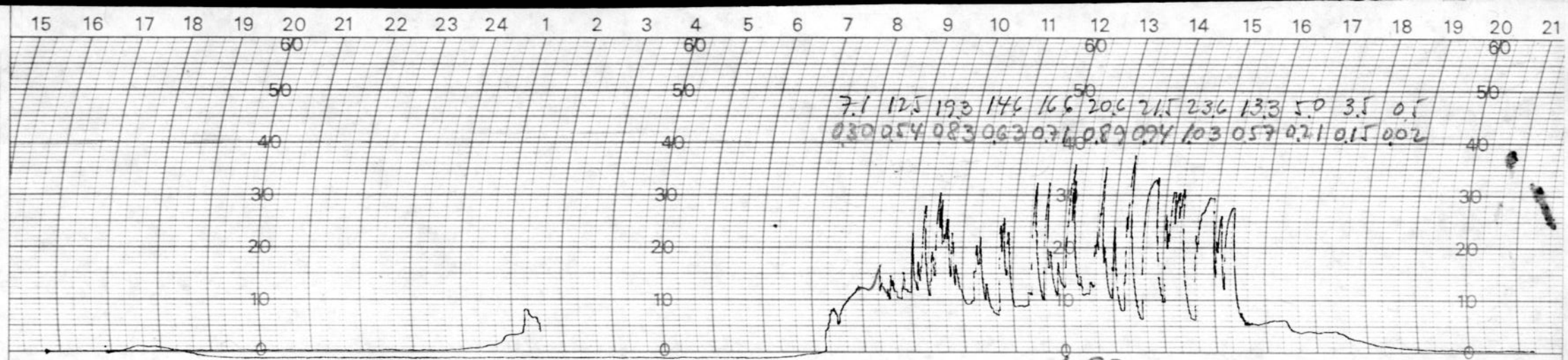

Station Location
Chart Filled Date Time
Chart Replaced Date Time
Remarks

U.C.V.

12-6-97

PRINTED IN U.S.A.

KAHLSICO, El CAJON, CALIF. 92022 U.S.A. CHART No. 3/01AM102

233850 → 21.4

70.7 77%

23-33 21.6

23-24-33 23.4

25-27 23.6

23-24 21.0

23

SC-CC

T/P

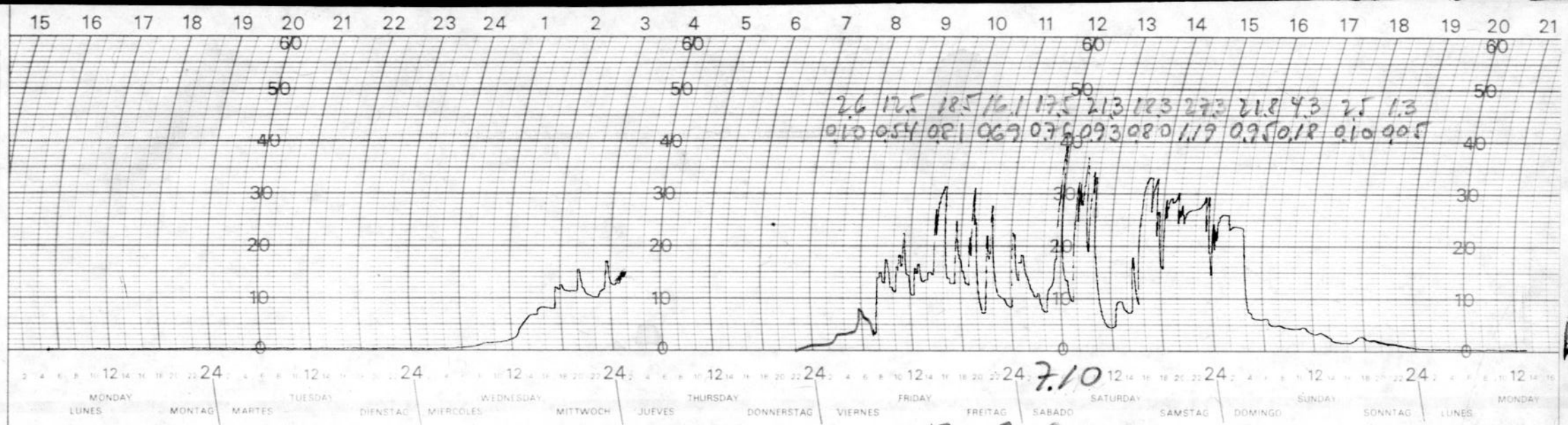

Station or Location
Chart Taken Date Time
Chart Replaced Date Time
Remarks

U.C.V. 13-6-92

PRINTED IN U.S.A.

KAHLSICO, EL CAJON, CALIF. 92022 U.S.A. CHART No. 3/01AM102

70,0

233906

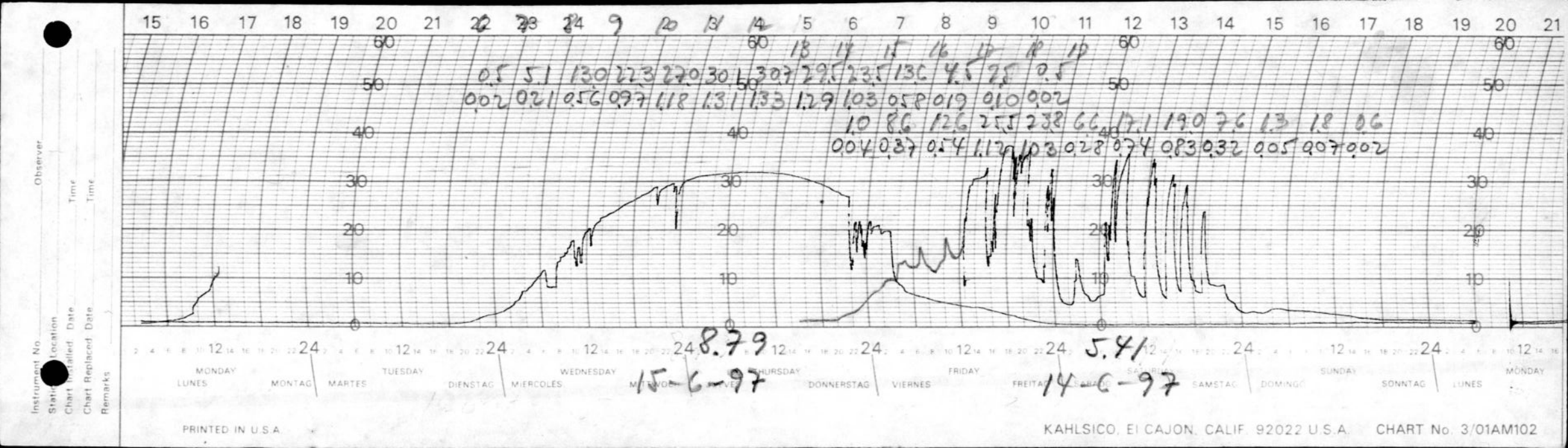
15 16 17 18 19 20 21 22 23 24 9 10 11 12 13 14 5 6 7 8 9 10 11 12 13 14 15 16 17 18 19 20 21
0.5 5.1 13.0 22.3 27.0 30.1 30.7 29.5 23.5 13.0 4.5 2.8 0.5
0.02 0.21 0.56 0.97 1.18 1.31 1.33 1.29 1.03 0.58 0.19 0.10 0.02
1.0 8.6 12.6 25.5 23.8 6.6 17.1 19.0 7.6 1.3 1.8 0.6
0.04 0.37 0.54 1.12 1.03 0.28 0.74 0.83 0.32 0.05 0.07 0.02
8.79
15-6-97
5.41
14-6-97
MONDAY LUNES
TUESDAY MONTAG MARTES DIENSTAG
WEDNESDAY MIERCOLES
THURSDAY DONNERSTAG
FRIDAY VIERNES
SUNDAY SAMSTAG DOMINGO SONNTAG
MONDAY LUNES
Instrument No.
Observer
Station
Location
Chart Installed Date
Time
Chart Replaced Date
Time
Remarks
PRINTED IN U.S.A.
KAHLSICO, EL CAJON, CALIF. 92022 U.S.A.
CHART No. 3/01AM102

233999 3.5

65.9 10.0

23.4

20.2

675.75

23.5 1 SC

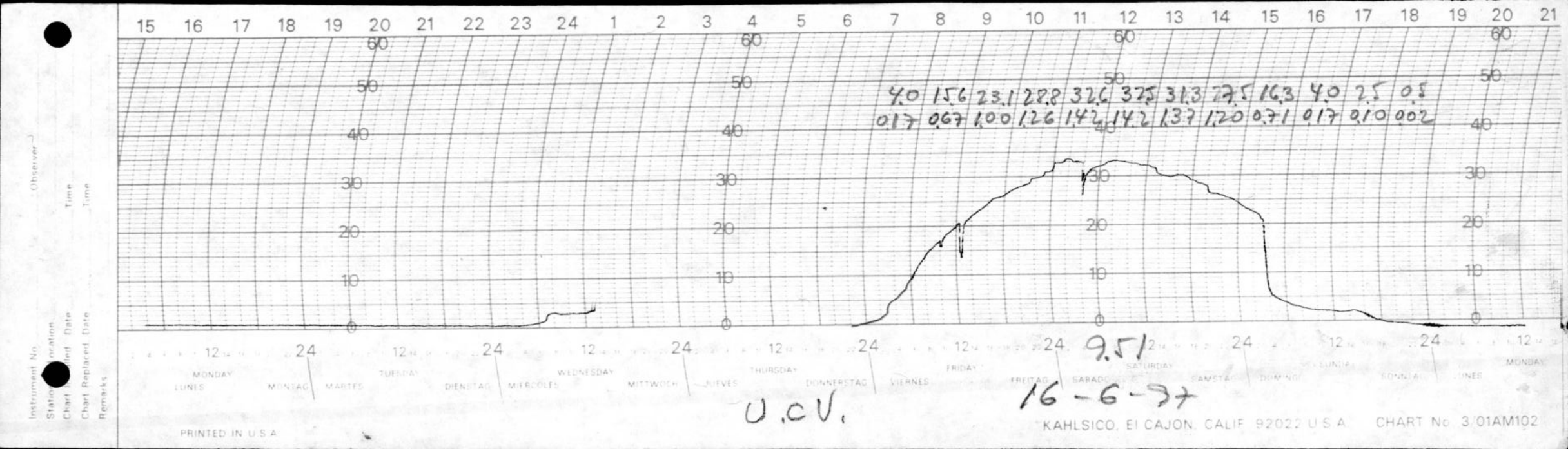
15 16 17 18 19 20 21 22 23 24 1 2 3 4 5 6 7 8 9 10 11 12 13 14 15 16 17 18 19 20 21
60
50
40
30
20
10
0
4.0 15.6 23.1 28.8 32.6 37.5 31.3 27.5 16.3 4.0 2.5 0.5
0.17 0.67 1.00 1.26 1.42 1.42 1.37 1.20 0.71 0.17 0.10 0.02
9.5
MONDAY LUNES
TUESDAY MONTAG DIENSTAG MARTES
WEDNESDAY MIERCOLES MITTWOCH
THURSDAY JUEVES DONNERSTAG
FRIDAY VIERNES FREITAG
SATURDAY SABADO SAMSTAG
SUNDAY DOMINGO SONNTAG
MONDAY LUNES
U.C.V.
16-6-97
PRINTED IN U.S.A.
KAHLSICO, EL CAJON, CALIF. 92022 U.S.A.
CHART No. 3/01AM102

72.5

23405-7

22-23-39

23-24-40

25-26-30

23-24-25

23

680.0

23.0

15.1

83%

25.0

19.6

21.3

19.7

SC-A5

8/8

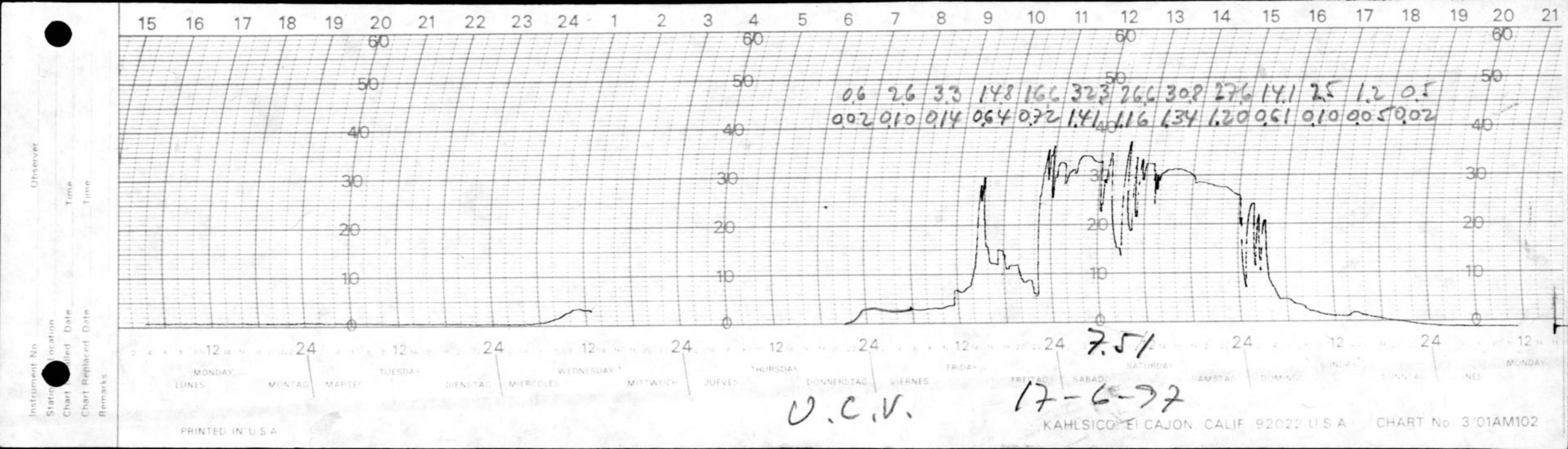
15 16 17 18 19 20 21 22 23 24 1 2 3 4 5 6 7 8 9 10 11 12 13 14 15 16 17 18 19 20 21
0.6 2.6 3.3 14.8 16.6 32.3 26.6 30.8 27.6 14.1 2.5 1.2 0.5
0.02 0.10 0.14 0.64 0.72 1.41 1.16 1.34 1.20 0.61 0.10 0.05 0.02
7.51
MONDAY
TUESDAY
WEDNESDAY
THURSDAY
FRIDAY
SATURDAY
SUNDAY
MONDAY
Instrument No.
Observer
Station
Location
Chart Filled Date
Time
Chart Replaced Date
Time
Remarks
U.C.V.
17-6-77
PRINTED IN U.S.A.
KAHLSICO EL CAJON CALIF 92022 U.S.A.
CHART No 3/01AM102

GP.1

234100

0.7

23-39

24-39

26-29

24-25-26

23

680.24

24.5

18.2

90%

28.3

20.3

21.1

19.8

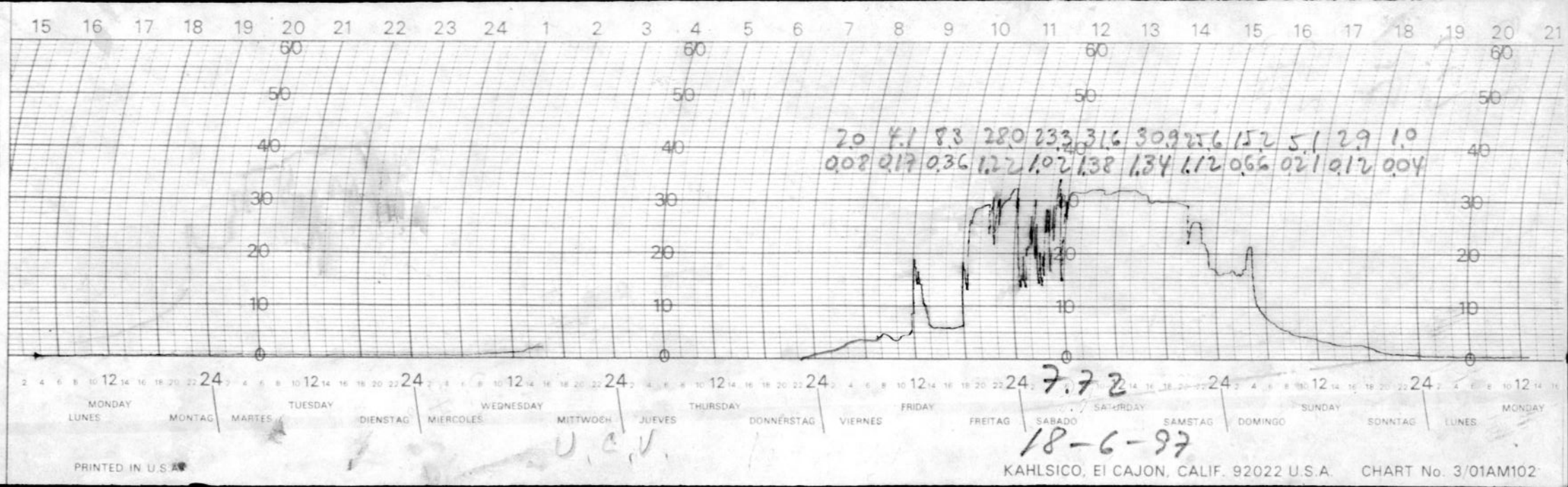

Instrument No. Observer
Station Location
Chart Filed Date Time
Chart Replaced Date Time
Remarks

U.C.V.

PRINTED IN U.S.A.

KAHLSICO, El CAJON, CALIF. 92022 U.S.A. CHART No. 3/01AM102

29.3

234/139

19.9

95.2

95%

22-41

20.3

23-40

20.0

26-30

24-25

23

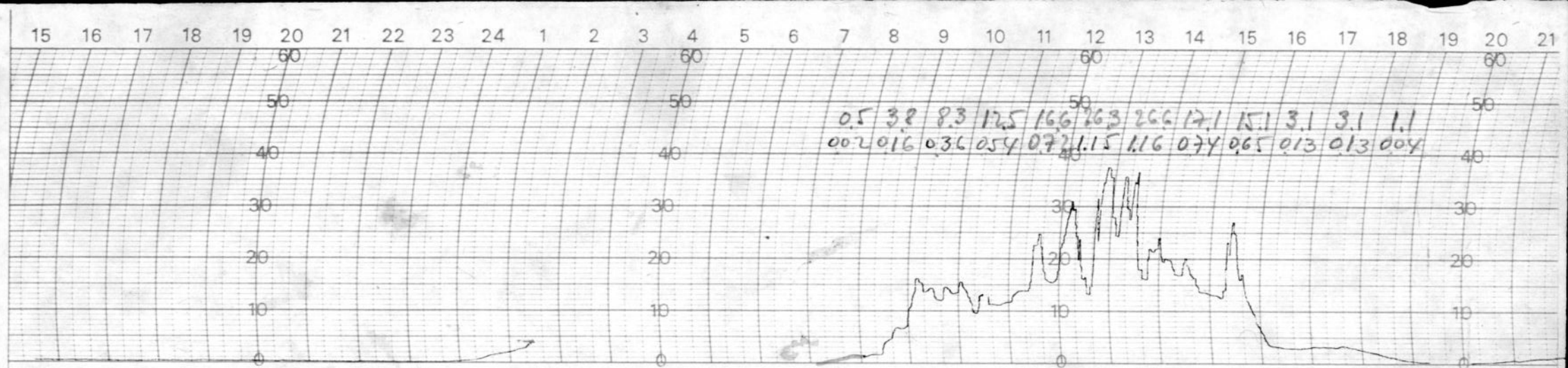

Instrument No. Observer
Station Location
Chart Put On Date Time
Chart Replaced Date Time
Remarks

PRINTED IN U.S.A.

KAHLSICO, EL CAJON, CALIF. 92022 U.S.A. CHART No. 3/01AM102

234/74

77.0

21-22-31

23-31

25-27

23-24

22

27.1

19.3

85%

21.6

19.8

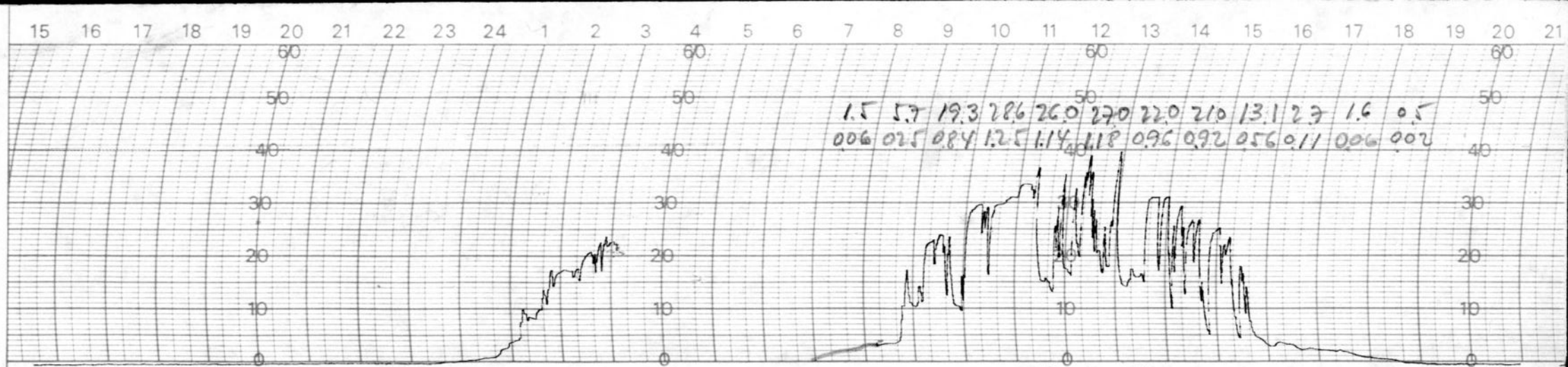

Instrument No. _____ Observer _____

Station _____ Location _____

Chart Installed Date _____ Time _____

Chart Replaced Date _____ Time _____

Remarks

PRINTED IN U.S.A.

KAHLSICO, EL CAJON, CALIF. 92022 U.S.A. CHART No. 3/01AM102

322724
332724
282525
252421
24244

74.0
234221
2844

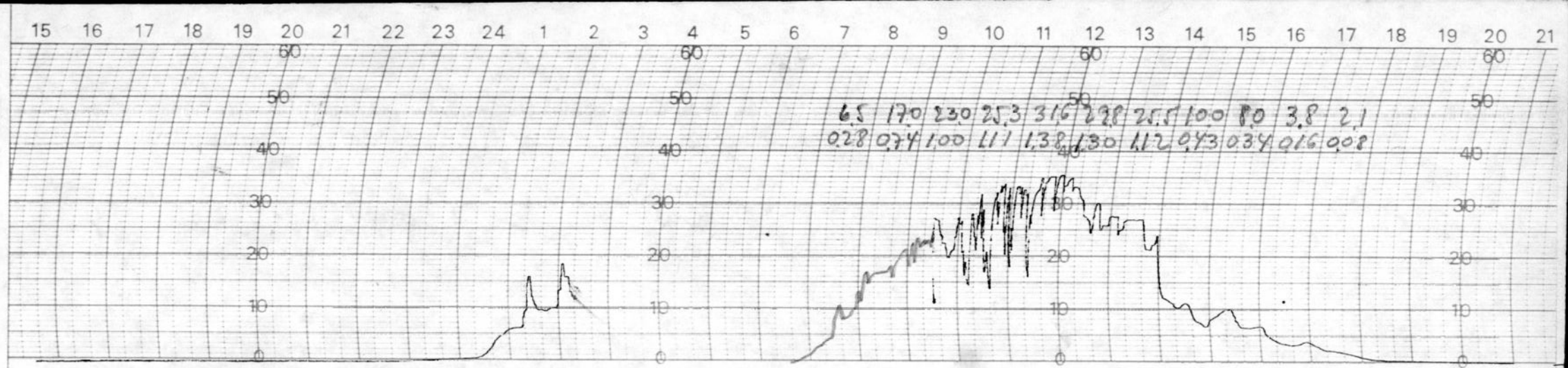

Instrument No. Observer
Station Location
Chart Installed Date Time
Chart Replaced Date Time
Remarks

PRINTED IN U.S.A.

KAHLSICO, EL CAJON, CALIF. 92022 U.S.A. CHART No. 3 01AM102

3T 25 24
3426 21
282626
242424
244424

69,0

234261

28,5
20,5

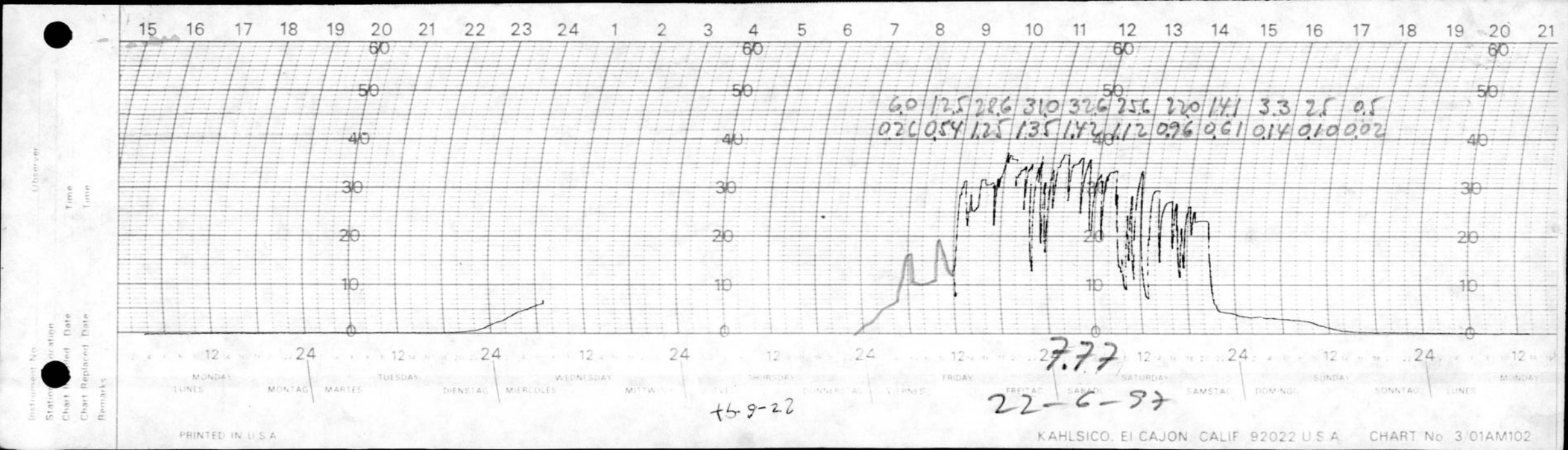
15 16 17 18 19 20 21 22 23 24 1 2 3 4 5 6 7 8 9 10 11 12 13 14 15 16 17 18 19 20 21
60
50
40
30
20
10
0
6.0 12.5 28.6 31.0 32.6 25.6 22.0 14.1 3.3 2.5 0.5
0.26 0.54 1.25 1.35 1.42 1.12 0.96 0.61 0.14 0.10 0.02
12 24
MONDAY LUNES
TUESDAY MONTAG MARTES DIENSTAG
WEDNESDAY MIERCOLES MITTWOCH
THURSDAY DONNERSTAG
FRIDAY VIERNES FREITAG
SATURDAY SABADO SAMSTAG
SUNDAY DOMINGO SONNTAG
MONDAY LUNES
7.77
22-6-97
+5 9-22
PRINTED IN U.S.A.
KAHLSICO, El CAJON CALIF 92022 U.S.A.
CHART No. 3/01AM102

23X303
653

23-24-36
24-35
25-28
22-23-25
22

32.5

22.9
21.8

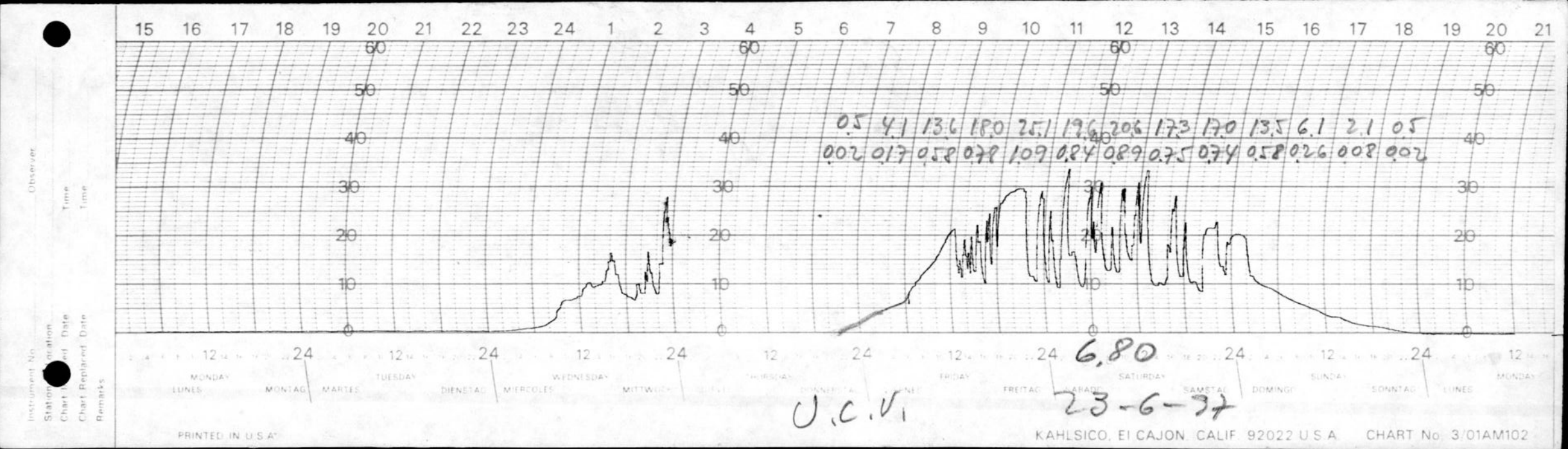
15 16 17 18 19 20 21 22 23 24 1 2 3 4 5 6 7 8 9 10 11 12 13 14 15 16 17 18 19 20 21
0.5 4.1 13.6 18.0 25.1 19.6 20.6 17.3 17.0 13.5 6.1 2.1 0.5
0.02 0.17 0.58 0.78 1.09 0.84 0.89 0.75 0.74 0.58 0.26 0.08 0.02
6.80
MONDAY LUNES
TUESDAY MARTES
WEDNESDAY MIERCOLES
THURSDAY JUEVES
FRIDAY VIERNES
SATURDAY SABADO
SUNDAY DOMINGO
MONTAG
DIENSTAG
MITTWOCH
DONNERSTAG
FREITAG
SAMSTAG
SONNTAG
U.C.V.I
23-6-77
PRINTED IN U.S.A.
KAHLSICO, EL CAJON, CALIF. 92022 U.S.A.
CHART No. 3/01AM102

76,0

234365

312623

312624

282626

252424

232329

21,5

28.

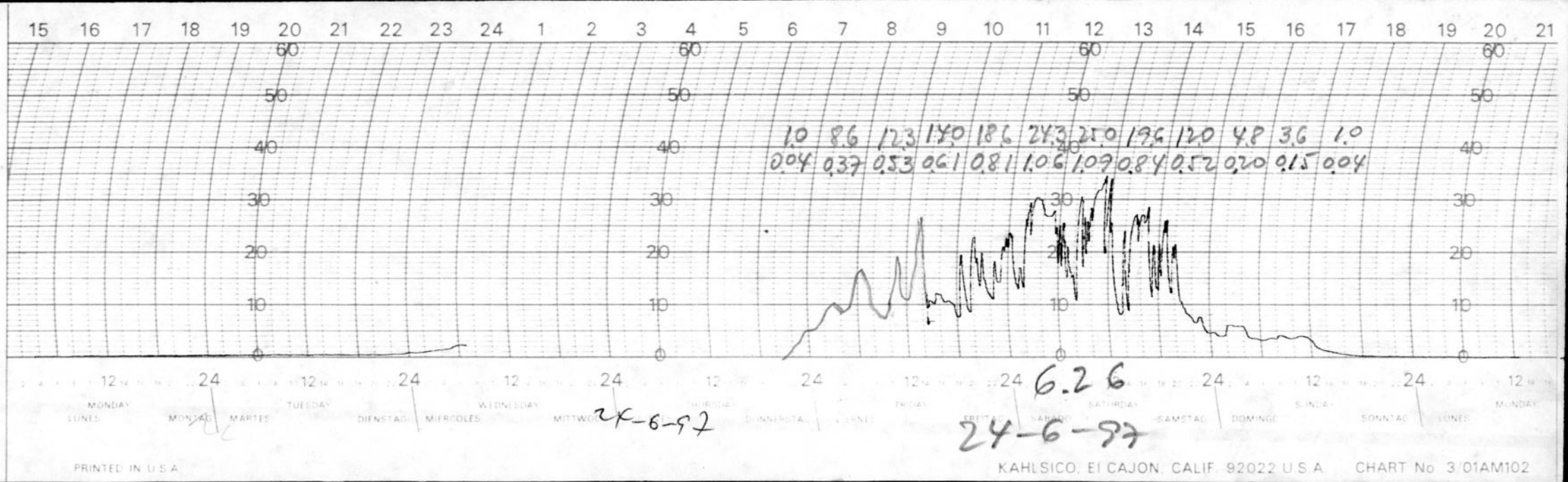

15 16 17 18 19 20 21 22 23 24 1 2 3 4 5 6 7 8 9 10 11 12 13 14 15 16 17 18 19 20 21
60 50 40 30 20 10 0
1.0 8.6 12.3 14.0 18.6 24.3 25.0 19.6 12.0 4.8 3.6 1.0
0.04 0.37 0.53 0.61 0.81 1.06 1.09 0.84 0.52 0.20 0.15 0.04
12 24 12 24 12 24 12 24 12 24 12 24 12 24 12 24 12
MONDAY LUNES MONTAG MARTES TUESDAY DIENSTAG MIERCOLES WEDNESDAY MITTWOCH THURSDAY DONNERSTAG VIERNES FRIDAY FREITAG SABADO SATURDAY SAMSTAG DOMINGO SUNDAY SONNTAG LUNES MONDAY
24-6-97
6.26
24-6-97
PRINTED IN U.S.A.
KAHLSICO, El CAJON, CALIF. 92022 U.S.A.
CHART No. 3/01AM102

234409

748

22-32

23-32

25-27

23-24

21-22-23

678.85

230

15.6

73%

88%

27.9

21.4

28.3

21.0

2.6

21.6

20.8

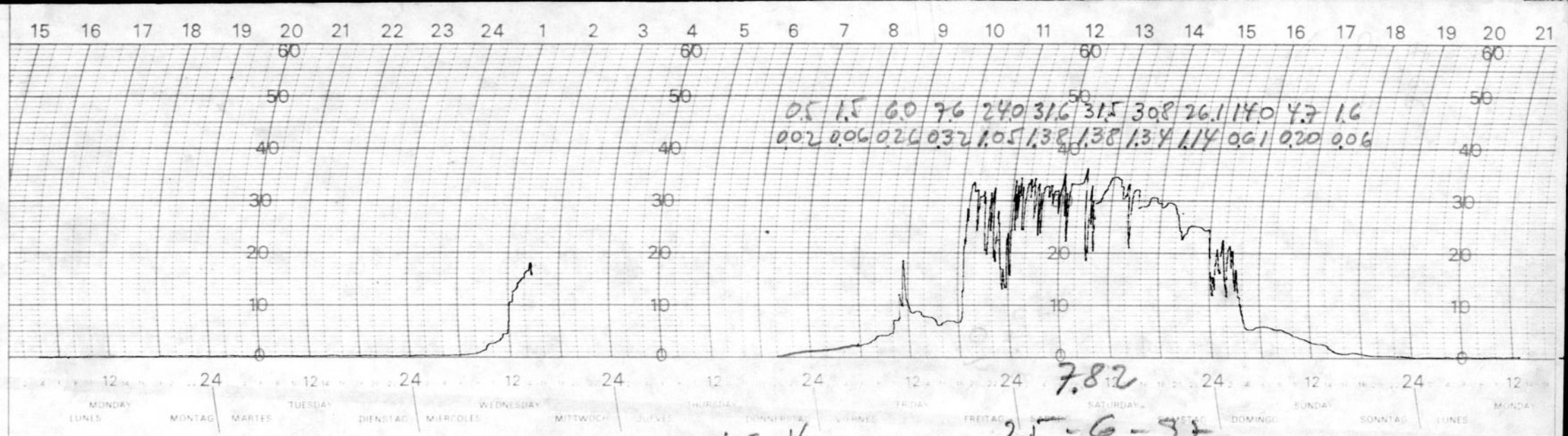

Instrument No. Station Location Chart Replaced Date Chart Replaced Date Remarks Observer Time Time

PRINTED IN U.S.A.

KAHLSICO, El CAJON, CALIF. 92022 U.S.A. CHART No. 3/01AM102

739 18.2

23445B 20.7

23-25-36 29.0

23-25.36 81%

25-28 239

24-25 22.2

23

679.10

240

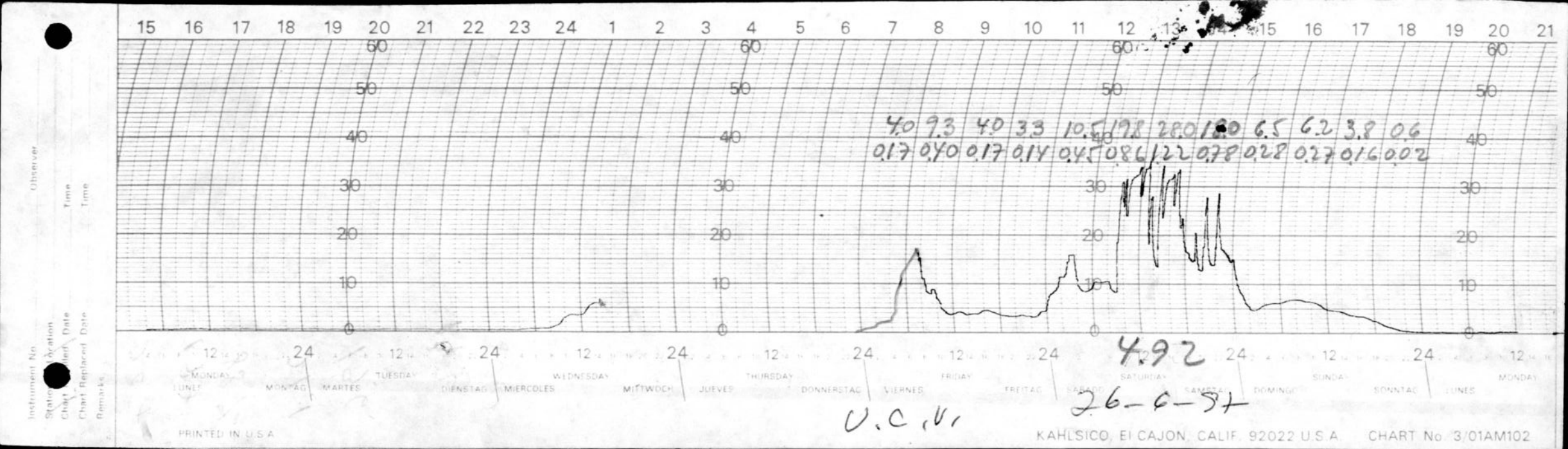
15 16 17 18 19 20 21 22 23 24 1 2 3 4 5 6 7 8 9 10 11 12 13 14 15 16 17 18 19 20 21
60
50
40
30
20
10
0
4.0 9.3 4.0 3.3 10.5 7.8 28.0 18.0 6.5 6.2 3.8 0.6
0.17 0.40 0.17 0.14 0.45 0.86 1.22 0.78 0.28 0.27 0.16 0.02
4.92
12 24 MONDAY LUNES
12 24 TUESDAY MARTES MONTAG
12 24 WEDNESDAY MIERCOLES DIENSTAG
12 24 THURSDAY JUEVES MITTWOCH
12 24 FRIDAY VIERNES DONNERSTAG
12 24 SATURDAY SABADO SAMEDI FREITAG
12 24 SUNDAY DOMINGO SONNTAG
12 24 MONDAY LUNES
Instrument No
Observer
Station
Location
Chart Held Date
Time
Chart Replaced Date
Time
Remarks
U.C.V.
26-6-54
PRINTED IN U.S.A.
KAHLSICO, EL CAJON, CALIF. 92022 U.S.A.
CHART No. 3/01AM102

234891

99.7

22-32

23-32

25-26

23.24

22

679.90

22.0

10.1

26.7

19.7

88%

21.1

19.6

17.2

80.0

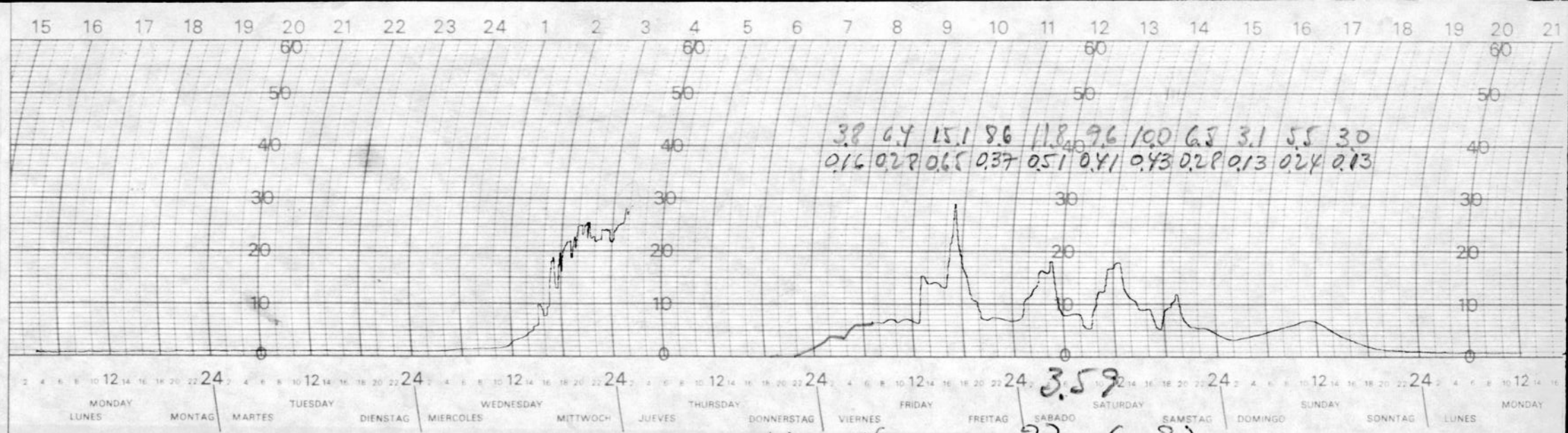

Instrument No. Observer
Station Location
Chart Installed Date Time
Chart Replaced Date Time
Remarks

PRINTED IN U.S.A.

KAHLSICO, El CAJON, CALIF. 92022 U.S.A. CHART No. 3/01AM102

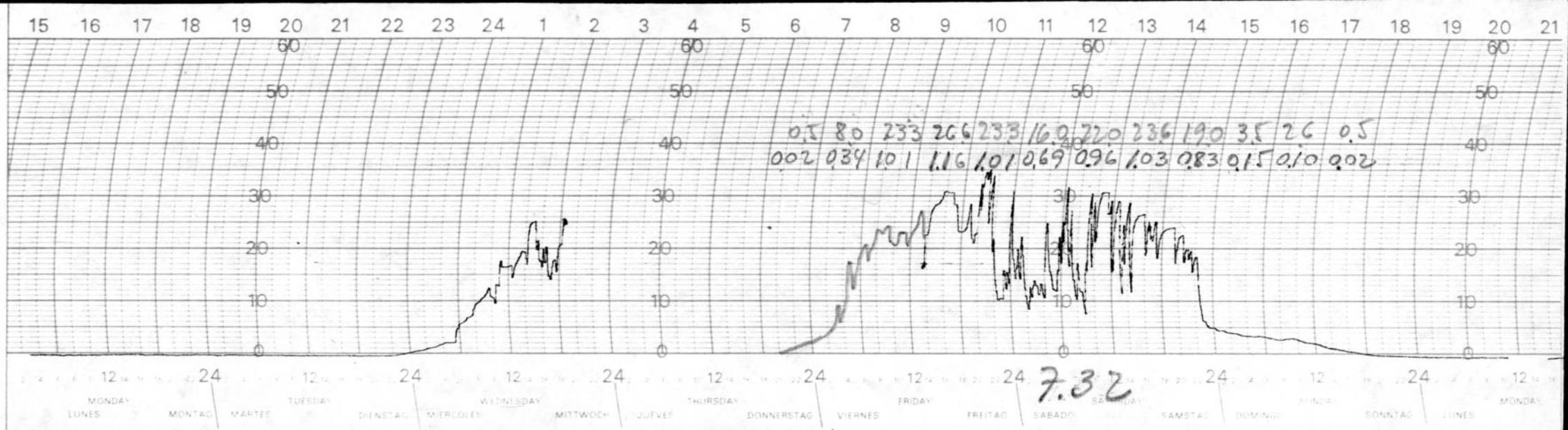

28-6G+

Instrument No. Observer
Station Location Time
Chart Installed Date Time
Chart Replaced Date
Remarks

PRINTED IN U.S.A.

KAHLSICO, El CAJON, CALIF. 92022 U.S.A. CHART No. 3/01AM102

31 26 22
31 26 22
26 24 24
~32219
22222

830
234596

20427

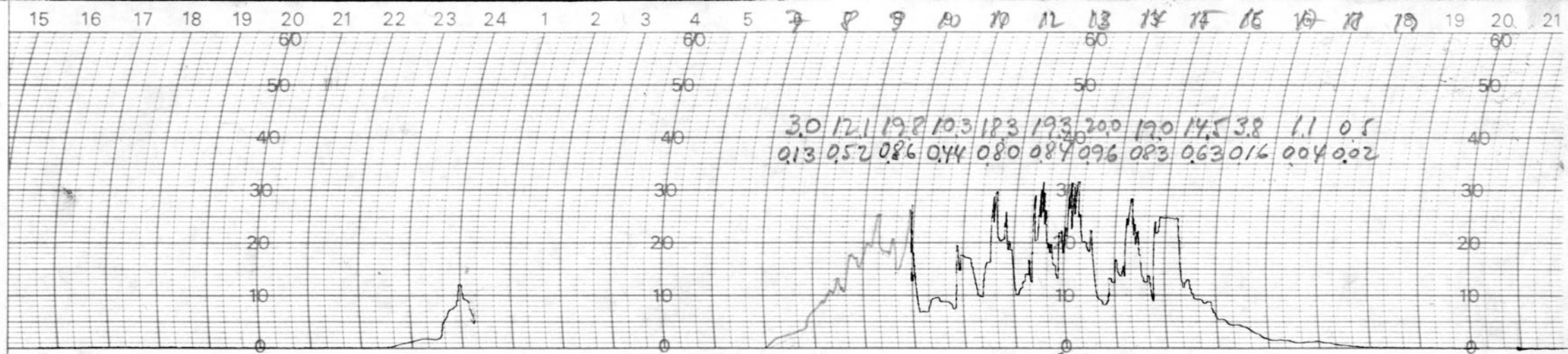

Station Location
Chart Placed: Date Time
Chart Replaced: Date Time
Remarks

~~28-6-97~~

29-6-97

PRINTED IN U.S.A.

KAHLSICO, El CAJON, CALIF. 92022 U.S.A. CHART No. 3/01AM102

82?

234648

21-22-30

22-23-30

24-25

21-22-23

22

22.0

680.50

25.6

10.0

22.0

20.5

97

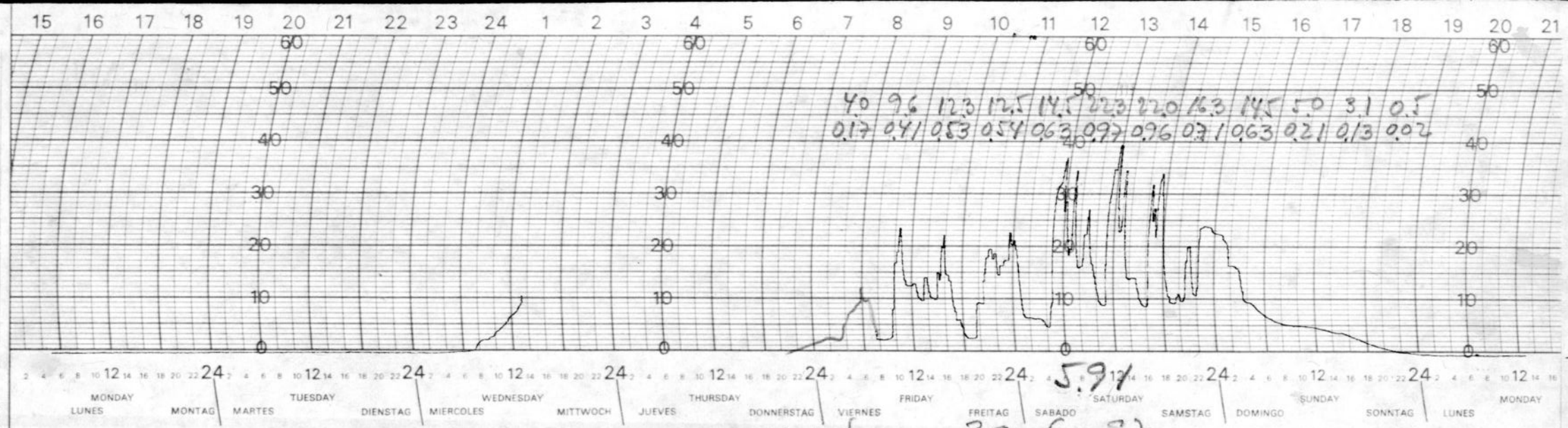

Station Location
Chart Placed Date Time
Chart Replaced Date Time
Remarks

U.C.V.

30-6-37

PRINTED IN U.S.A.

KAHLSICO, El CAJON, CALIF. 92022 U.S.A. CHART No. 3/01AM102

234695

85.7

21-22-30

22-23-30

24-25

22

21-22

679.80

23.0

12.0

25.6

20.1

22.8

20.4

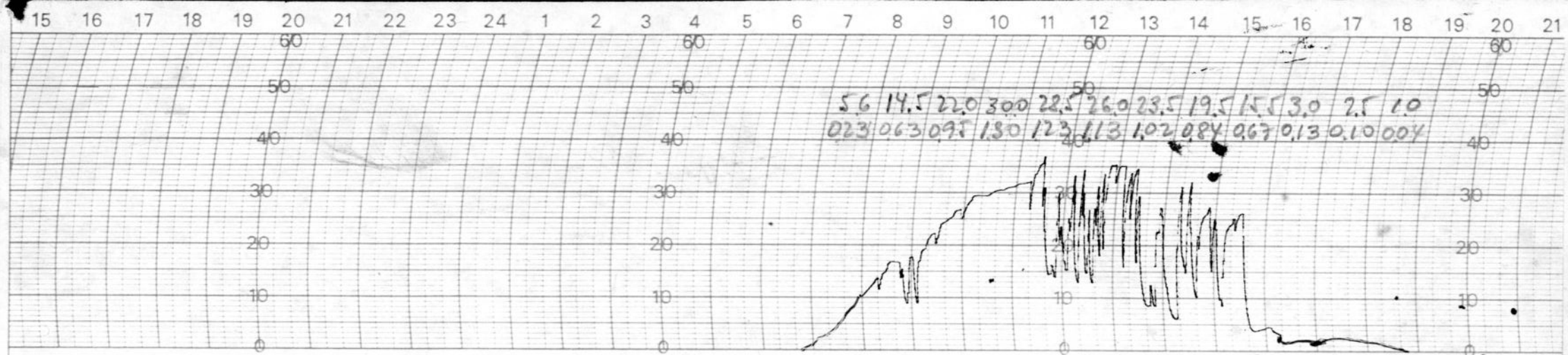

Instrument No. Observer
Station Location
Chart Filled Date Time
Chart Replaced Date Time
Remarks

PRINTED IN U.S.A.

KAHLSICO EL CAJON, CALIF. 92022 U.S.A. CHART No. 3/01AM102

75

8/10

23½ 737

21-22-33

22-23-34

24-27

22-23

21-22

67.7.75

23.5

83%

28.5

19.6

22.5

20.4

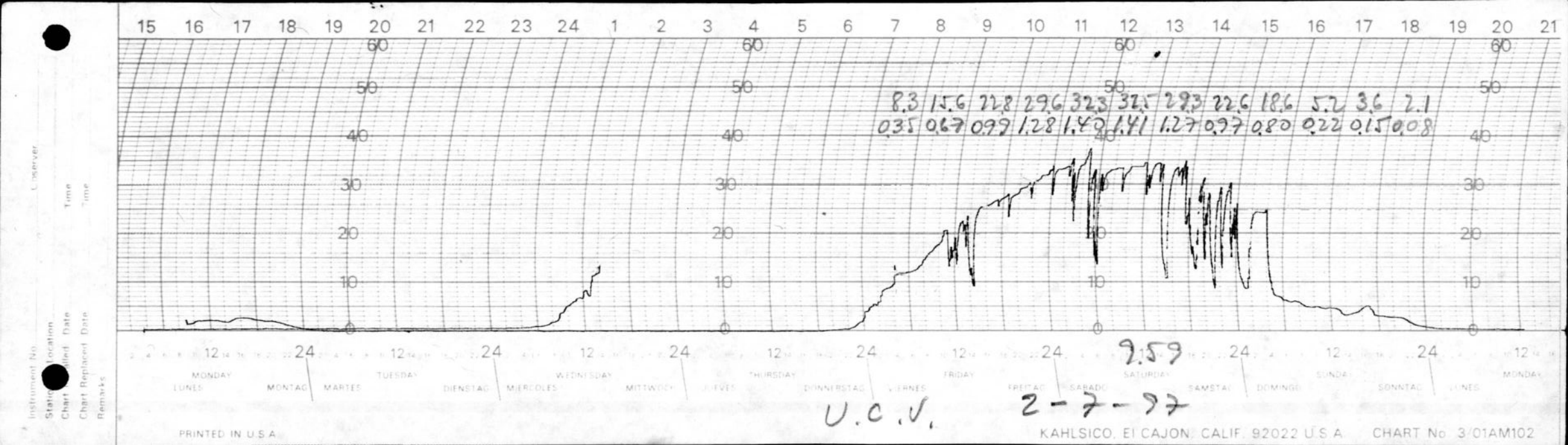
15 16 17 18 19 20 21 22 23 24 1 2 3 4 5 6 7 8 9 10 11 12 13 14 15 16 17 18 19 20 21
8.3 15.6 22.8 29.6 32.3 32.5 29.3 22.6 18.6 5.2 3.6 2.1
0.35 0.67 0.99 1.28 1.40 1.41 1.27 0.97 0.80 0.22 0.15 0.08
MONDAY LUNES
TUESDAY MARTES DIENSTAG
WEDNESDAY MIERCOLES MITTWOCH
THURSDAY JUEVES DONNERSTAG
FRIDAY VIERNES FREITAG
SATURDAY SABADO SAMSTAG
SUNDAY DOMINGO SONNTAG
MONDAY LUNES
9.59
U.C.V.
2-7-97
PRINTED IN U.S.A.
KAHLSICO, El CAJON, CALIF. 92022 U.S.A.
CHART No. 3/01AM102

234781

75.4

18.4

85%

22-23-36

23-24-36

24-25-28

29.4

19.5

22-23-24-

22

23.2

20.8

78%

680.45

240

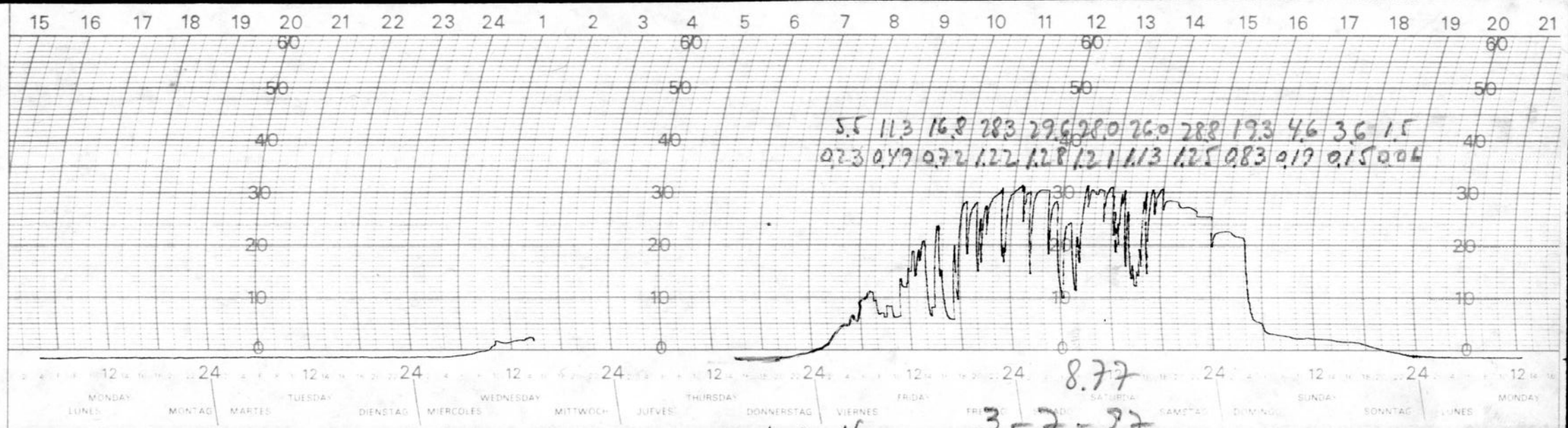

Instrument No. Station Location Chart Called Date Chart Replaced Date Remarks Observer Time Time

PRINTED IN U.S.A.

KAHLSICO, El CAJON, CALIF. 92022 U.S.A. CHART No. 3/01AM102

234823

70.0

21-22-36

23-36

25-28

21-23-24

22

680.00

230

218

85%

29.2

19.7

21.6

20.4

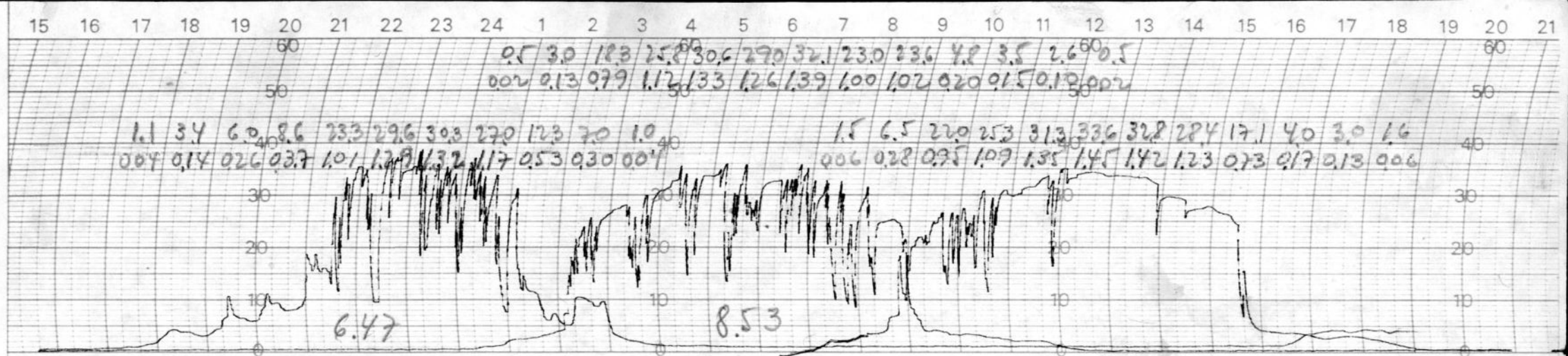
15 16 17 18 19 20 21 22 23 24 1 2 3 4 5 6 7 8 9 10 11 12 13 14 15 16 17 18 19 20 21
0.5 3.0 18.3 25.8 30.6 29.0 32.1 23.0 23.6 4.8 3.5 2.6 0.5
0.02 0.13 0.79 1.12 1.33 1.26 1.39 1.00 1.02 0.20 0.15 0.13 0.02
1.1 3.4 6.0 8.6 23.3 29.6 30.3 27.0 12.3 7.0 1.0
0.04 0.14 0.26 0.37 1.01 1.28 1.32 1.17 0.53 0.30 0.04
1.5 6.5 22.0 25.3 31.3 33.6 32.8 28.4 17.1 4.0 3.0 1.6
0.06 0.28 0.95 1.09 1.35 1.45 1.42 1.23 0.73 0.17 0.13 0.06
6.47
8.53
8.92
MONDAY LUNES
TUESDAY MARTES DIENSTAG
WEDNESDAY MIERCOLES MITTWOCH
THURSDAY JUEVES DONNERSTAG
FRIDAY VIERNES
SATURDAY SABADO SAMSTAG
SUNDAY DOMINGO SONNTAG
MONDAY LUNES
6-7-97
5-7-97
4-7-97
U.C.N.
Observer
Time
Time
Instrument No.
Station
Location
Chart Filled Date
Chart Replaced Date
Remarks
PRINTED IN U.S.A.
KAHLSICO. El CAJON. CALIF. 92022-U.S.A.
CHART No. 3/01AM102

30,0

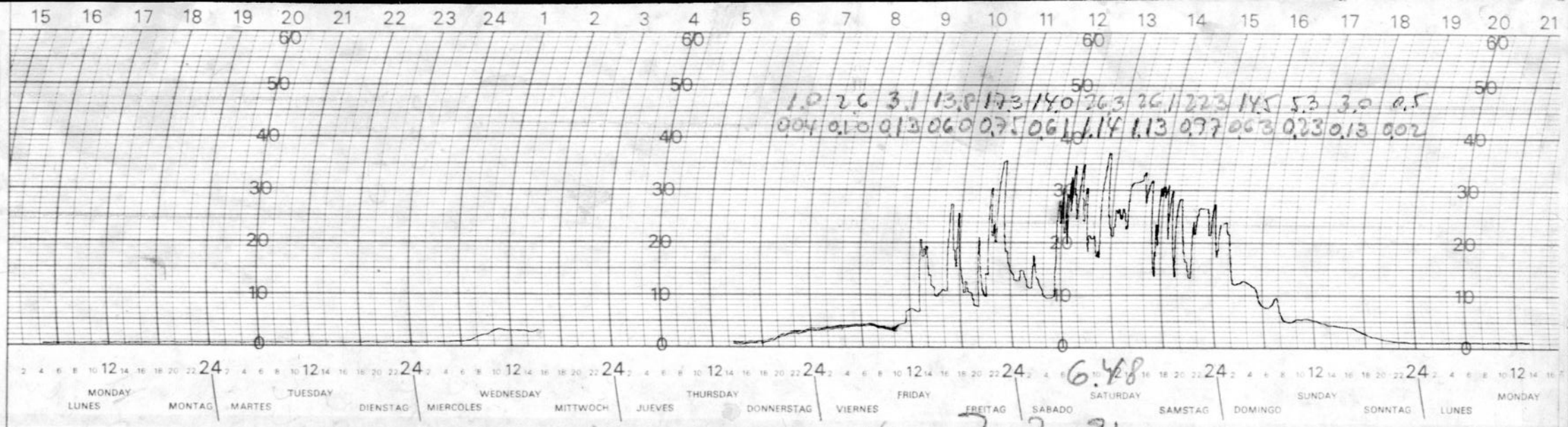

Station or Location
Chart Installed Date Time
Chart Replaced Date Time
Remarks

U.C.V. 7-7-71

PRINTED IN U.S.A.

KAHLSICO, EL CAJON, CALIF. 92022 U.S.A. CHART No. 3/01AM102

234898

22-32	35
23-32	11.6
25-26	95%
22-23	27.0
22	20.2
679.50	20.8
23.0	20.0

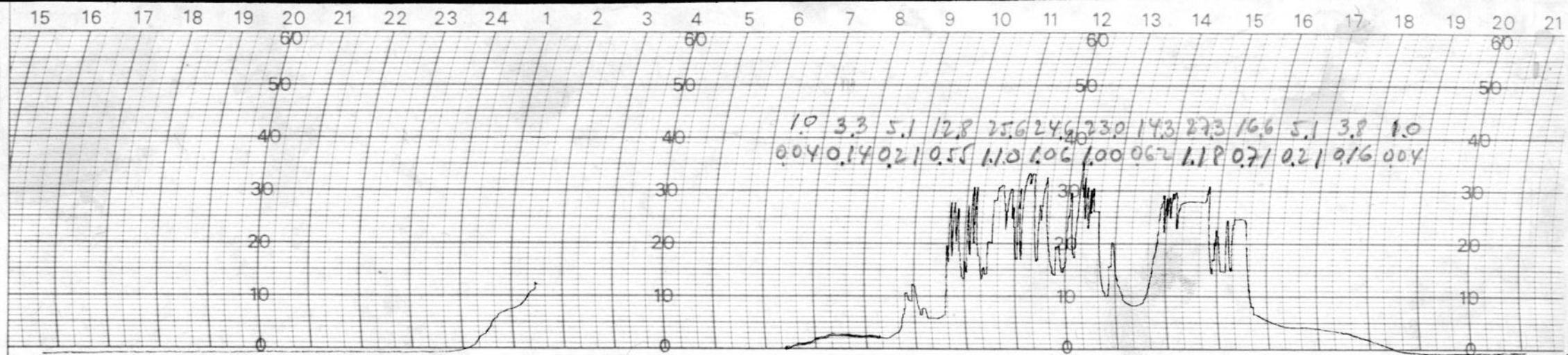

Station Location
Chart Installed: Date Time
Chart Replaced: Date Time
Remarks

PRINTED IN U.S.A.

KAHLSICO, EL CAJON, CALIF. 92022 U.S.A. CHART No. 3/01AM102

235033

79.5

22-24-31

23-24-31

25-24

22-23

22

13.6

27.0

20.4

67%

24.1

20.6

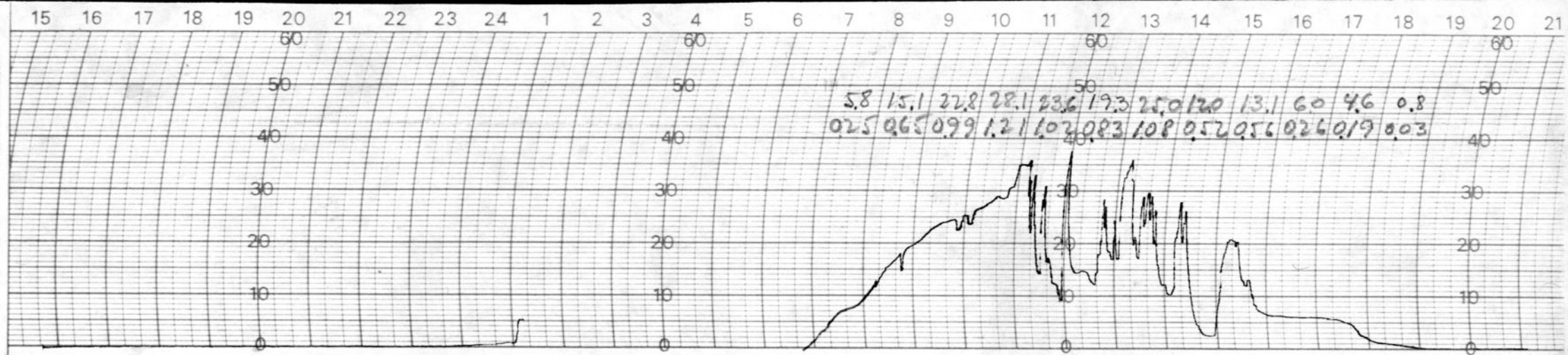

Station Location
Chart Installed: Date Time
Chart Replaced: Date Time
Remarks

U.C.V.

9-7-37

PRINTED IN U.S.A.

KAHLSICO, EL CAJON, CALIF. 92022 U.S.A. CHART No. 3/01AM102

Instrument No. Observer
Station Location Time
Chart Pulled Date Time
Chart Replaced Date
Remarks

PRINTED IN U.S.A.

KAHLSICO, EL CAJON, CALIF. 92022 U.S.A. CHART No. 3/01AM102

158

235/125 — 165

88.4 — 88%

22-23-30 — 26.4

23-24-30 — 20.5

24-16 — 22.2

22-23 — 20.6

22

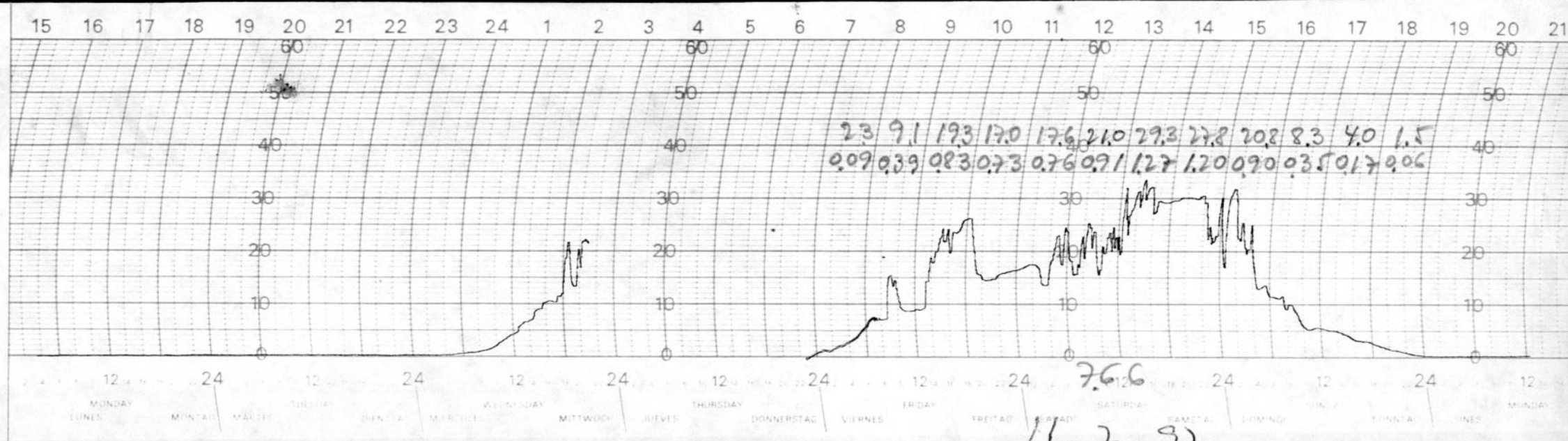

11-7-97

Instrument No.
Station Location
Chart Installed Date
Chart Replaced Date
Remarks
Time
Time

PRINTED IN U.S.A.

KAHLSICO, El CAJON, CALIF. 92022 U.S.A. CHART No. 3/01AM102

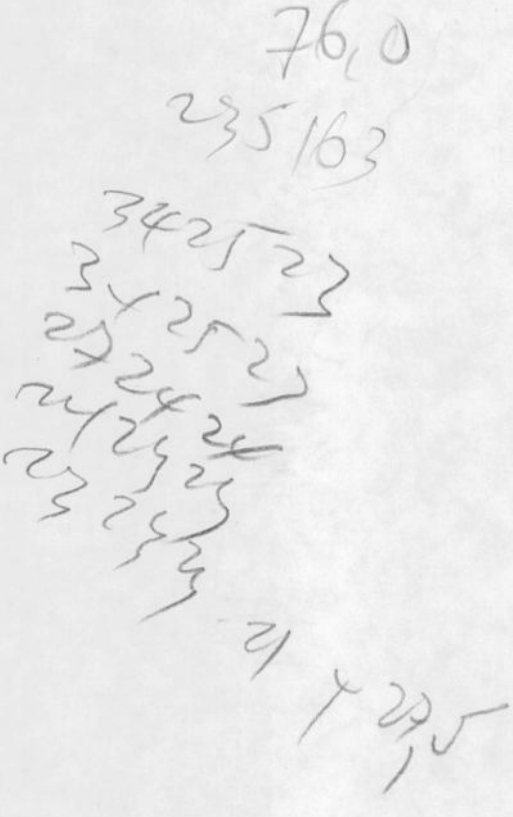

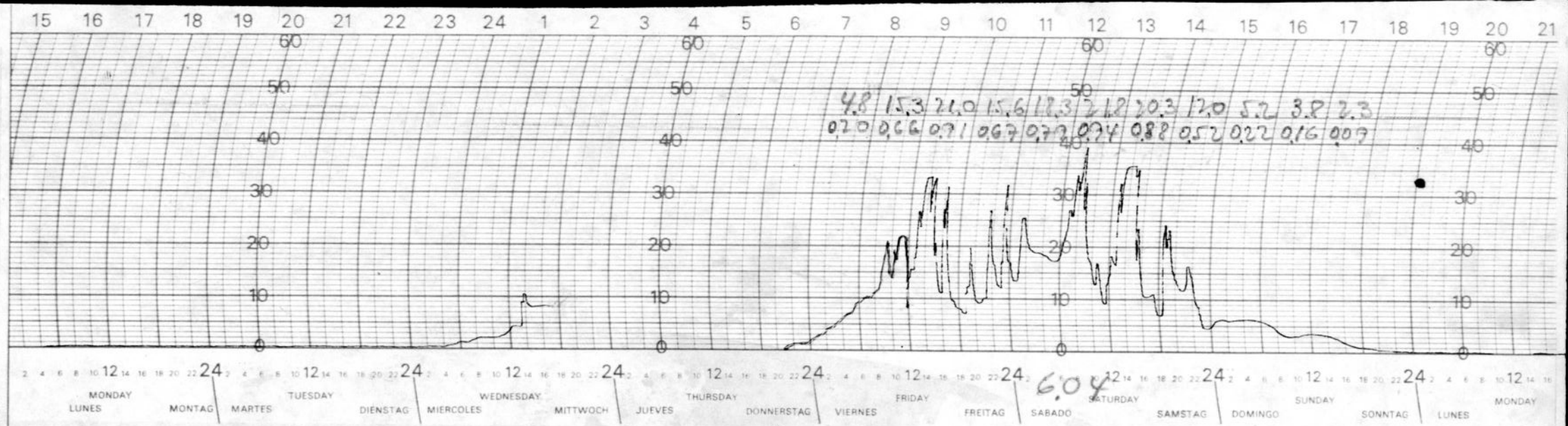

Station Location
Chart Pulled Date Time
Chart Replaced Date Time
Remarks

12-7-97

PRINTED IN U.S.A.

KAHLSICO, EI CAJON, CALIF. 92022 U.S.A. CHART No. 3/01AM102

32 [illegible]
33 24 [illegible]
29 25 25
[illegible] 22 22
22 22 22

75,0

235 184

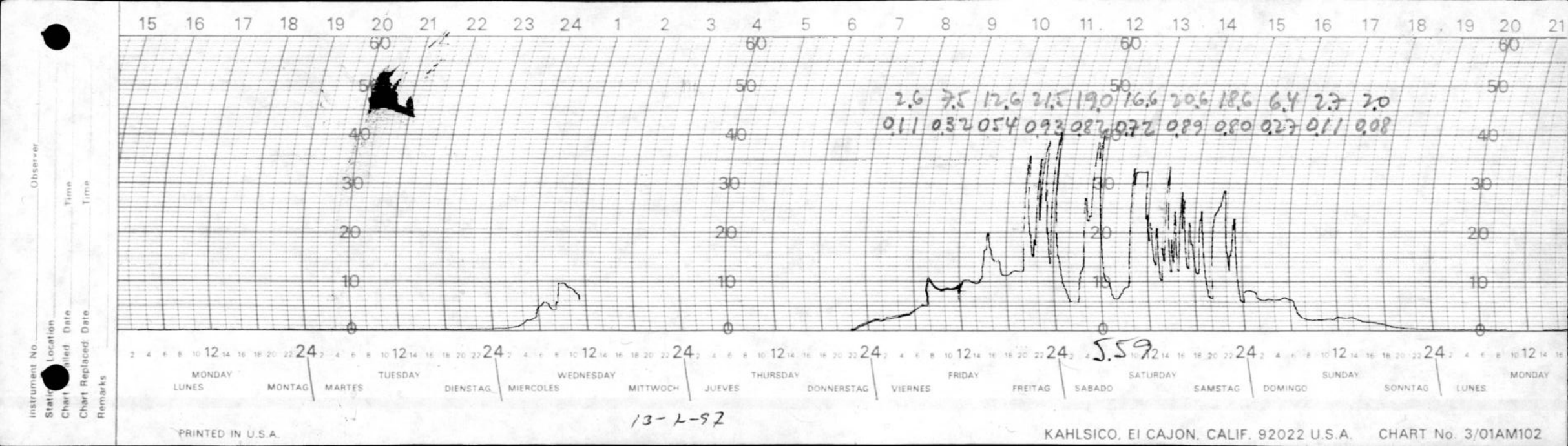
15 16 17 18 19 20 21 22 23 24 1 2 3 4 5 6 7 8 9 10 11 12 13 14 15 16 17 18 19 20 21
60
50
40
30
20
10
0
2.6 7.5 12.6 21.5 19.0 16.6 20.6 18.6 6.4 2.7 2.0
0.11 0.32 0.54 0.93 0.87 0.72 0.89 0.80 0.27 0.11 0.08
5.59
MONDAY LUNES
MONTAG
TUESDAY MARTES
DIENSTAG
WEDNESDAY MIERCOLES
MITTWOCH
THURSDAY JUEVES
DONNERSTAG
FRIDAY VIERNES
FREITAG
SATURDAY SABADO
SAMSTAG
SUNDAY DOMINGO
SONNTAG
MONDAY LUNES
Instrument No.
Observer
Station
Location
Chart
Time
Filled Date
Chart Replaced Date
Time
Remarks
13-2-92
PRINTED IN U.S.A.
KAHLSICO, El CAJON, CALIF. 92022 U.S.A.
CHART No. 3/01AM102

235220

72.1

22-23-30

23-24-30

25-26

21-23

22

680.50

23.0

227

23.6

24.0

6/8

SC-Ae

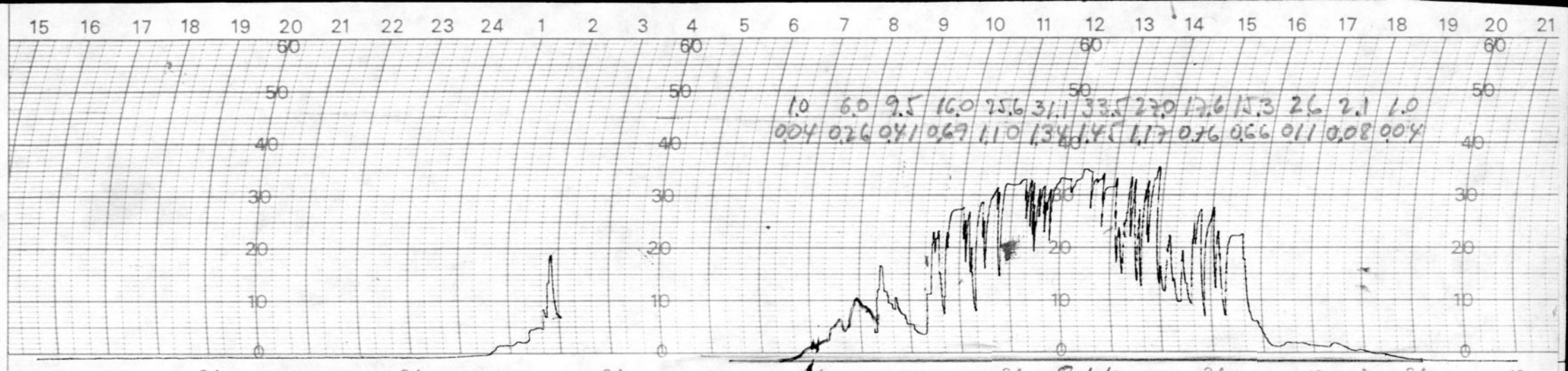

Instrument No
Station Location
Chart Filled Date Time
Chart Replaced Date Time
Remarks
Observer

PRINTED IN U.S.A.
KAHLSICO, EL CAJON, CALIF. 92022 U.S.A. CHART No. 3/01AM102

235258

74.5

22-24-34

23-24-34

24-27

22-23

22

680.25

23.0

~~25.7~~

~~22.7~~

15.2

29.0

21.3

89%

22.0

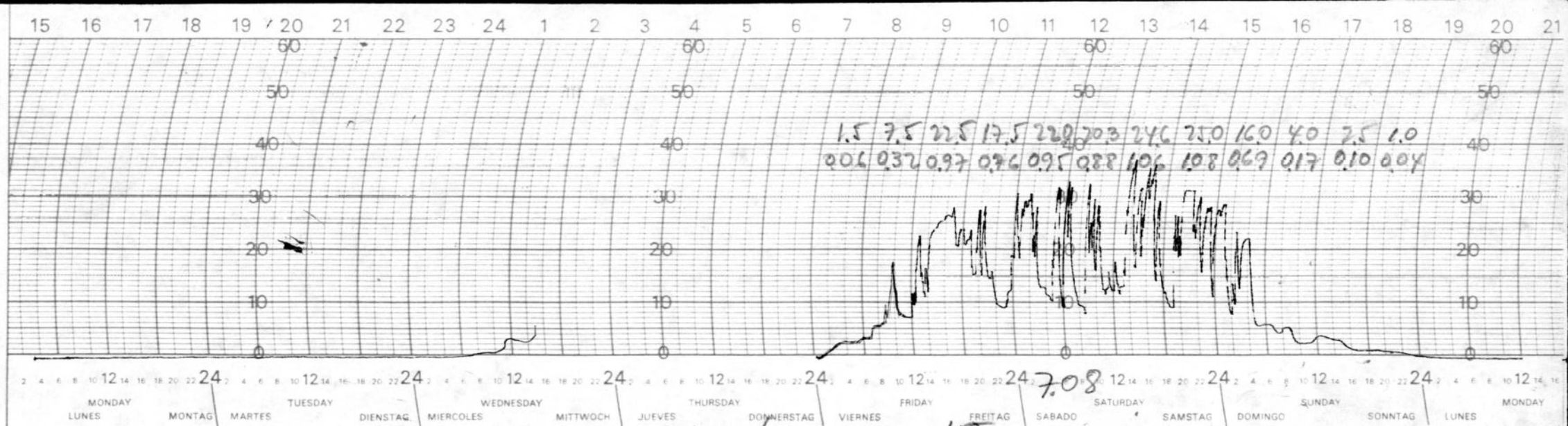

Instrument No. Observer
Station Location
Chart Installed: Date Time
Chart Replaced: Date Time
Remarks

J.C.V. 15-7-97

PRINTED IN U.S.A.

KAHLSICO, El CAJON, CALIF. 92022 U.S.A. CHART No. 3/01AM102

23[301 16.3

70.5 86%

28.0

22-23-31 21.0

23-32

25-25 22.2

23 20.4

22

680.50 - 7/8 sc Ac

28.0

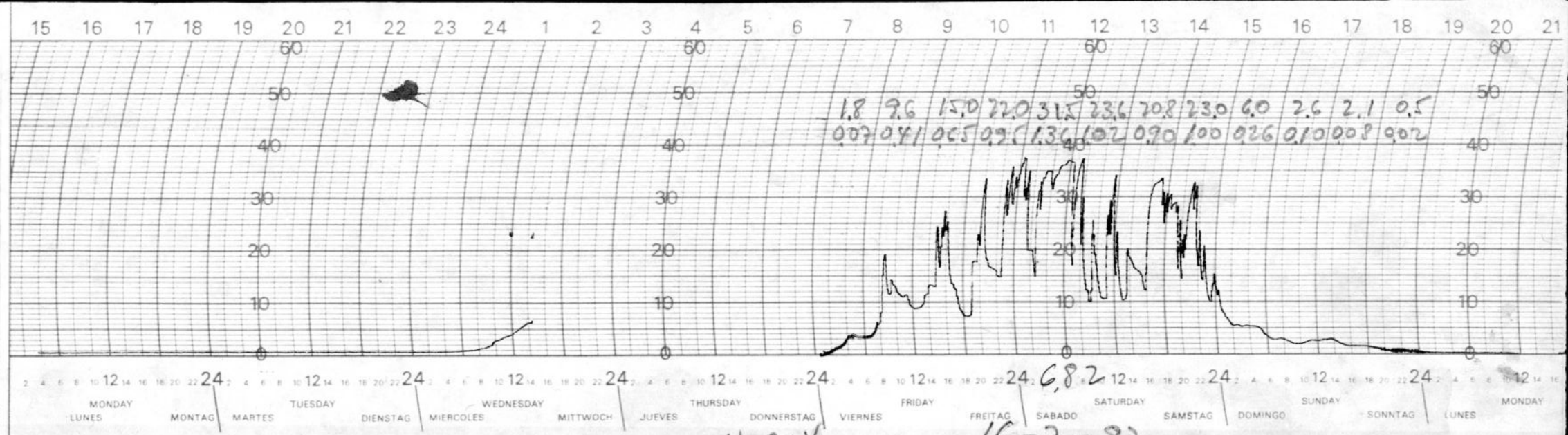

Station Location
Chart Record Date Time
Chart Replaced Date Time
Remarks

U.C.V.

16-7-97

PRINTED IN U.S.A.

KAHLSICO, El CAJON, CALIF. 92022 U.S.A. CHART No. 3/01AM102

667
235323
!
23-24
22

22-23-33
23-33
25-27

680.75
23.5

18.4

28.8
20.1
83%
22.1
19.9

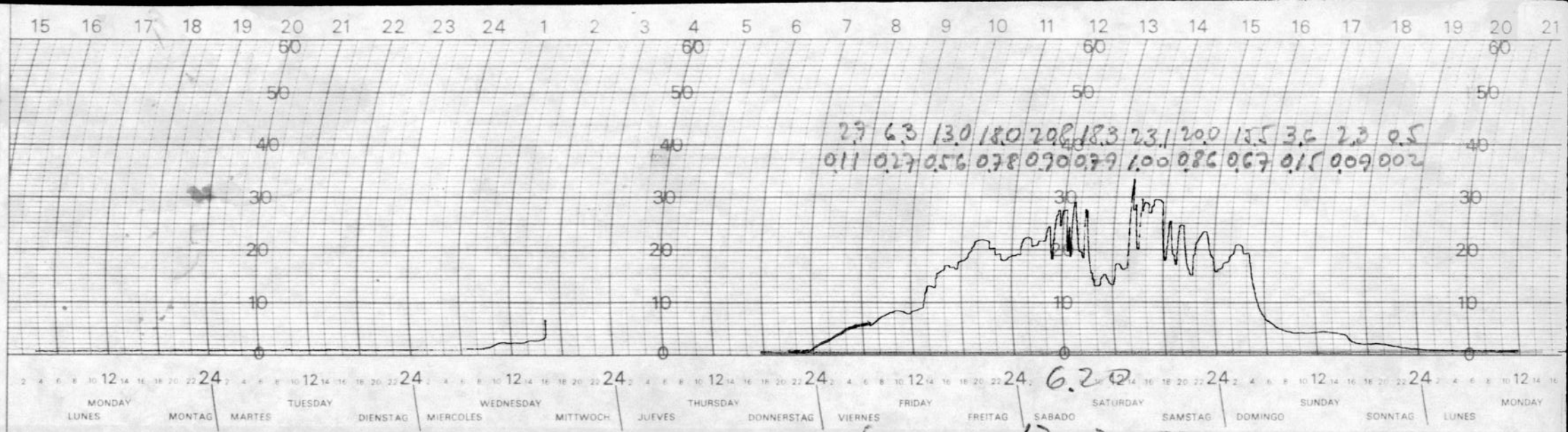

Instrument No. Observer
Station Location
Chart Installed Date Time
Chart Replaced Date Time
Remarks

PRINTED IN U.S.A.

KAHLSICO, EI CAJON, CALIF. 92022 U.S.A. CHART No. 3/01AM102

77.8

235361

22-32

23-32

25-26

22

680.20

23.0

97%

19.5

27.1

20.2

19.8

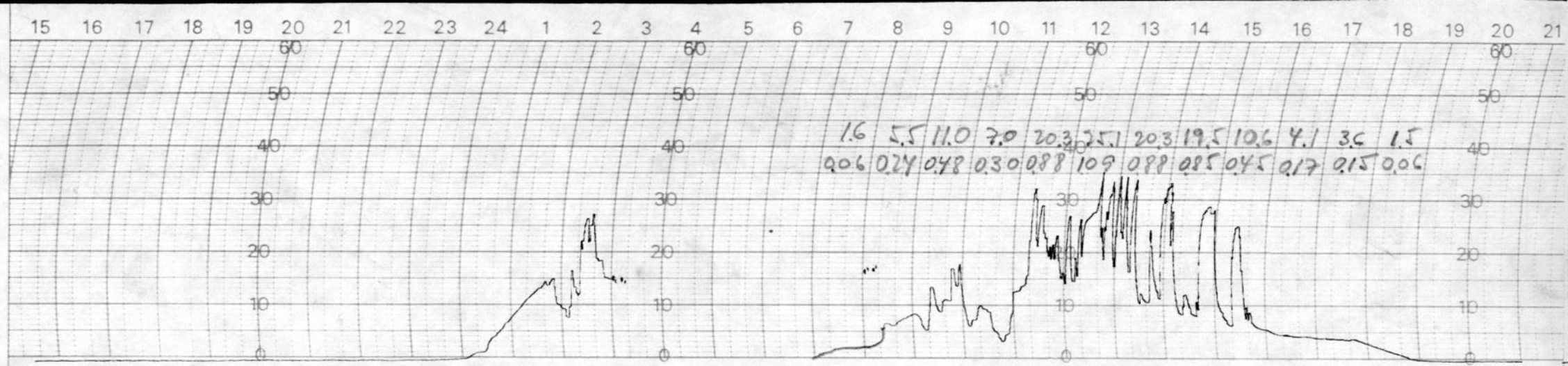

5.61

18-7-97

Instrument No. Observer
Station Location Time
Chart Applied Date Time
Chart Replaced Date
Remarks

PRINTED IN U.S.A.

KAHLSICO EL CAJON CALIF 92022 U.S.A. CHART No. 3 01AM102

76,0
235395

[illegible] 27
21 4

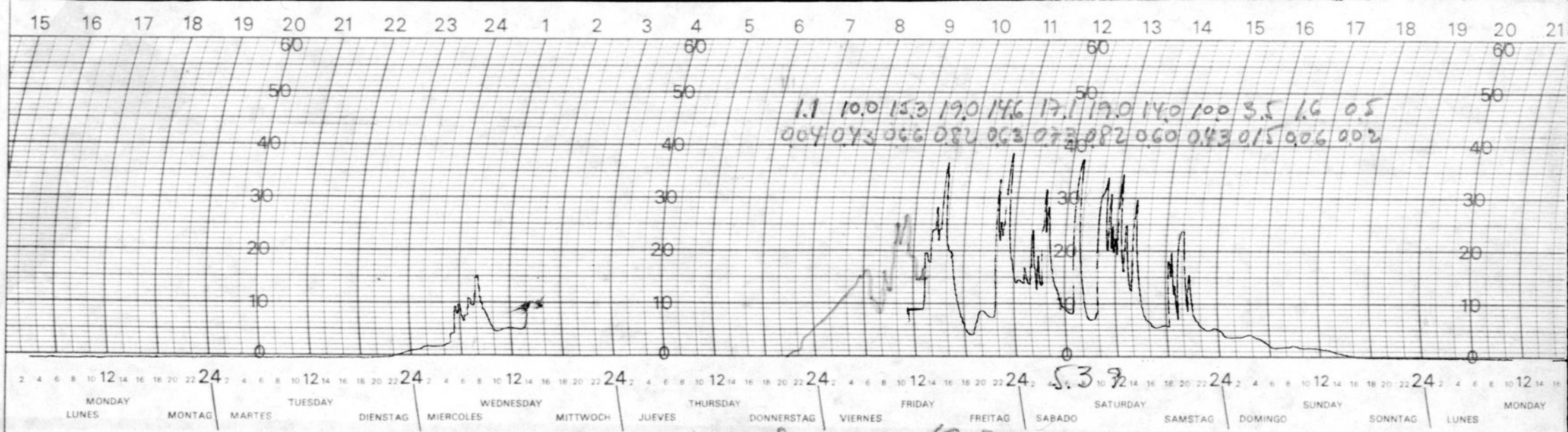

Instrument No. _____ Observer _____
Station _____ Location _____
Chart Installed: Date _____ Time _____
Chart Replaced: Date _____ Time _____
Remarks _____

PRINTED IN U.S.A.

KAHLSICO, EL CAJON, CALIF. 92022 U.S.A. CHART No. 3/01AM102

73,0

23526

29 y 23

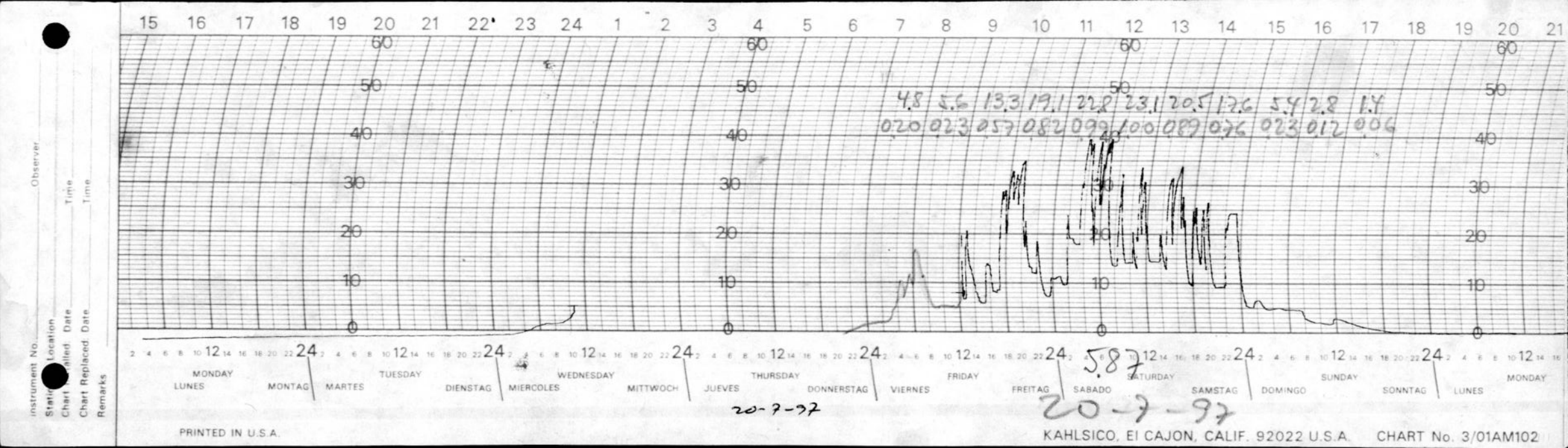

Instrument No. _____ Observer _____
Station _____ Location _____
Chart Installed: Date _____ Time _____
Chart Replaced: Date _____ Time _____
Remarks _____

PRINTED IN U.S.A.

KAHLSICO, El CAJON, CALIF. 92022 U.S.A. CHART No. 3/01AM102

27.6
10.0
21.8
19.8

235466
88.2

22-22-33
23-23-33
22-27
21-22-23
22

19.1

681.25
23.4

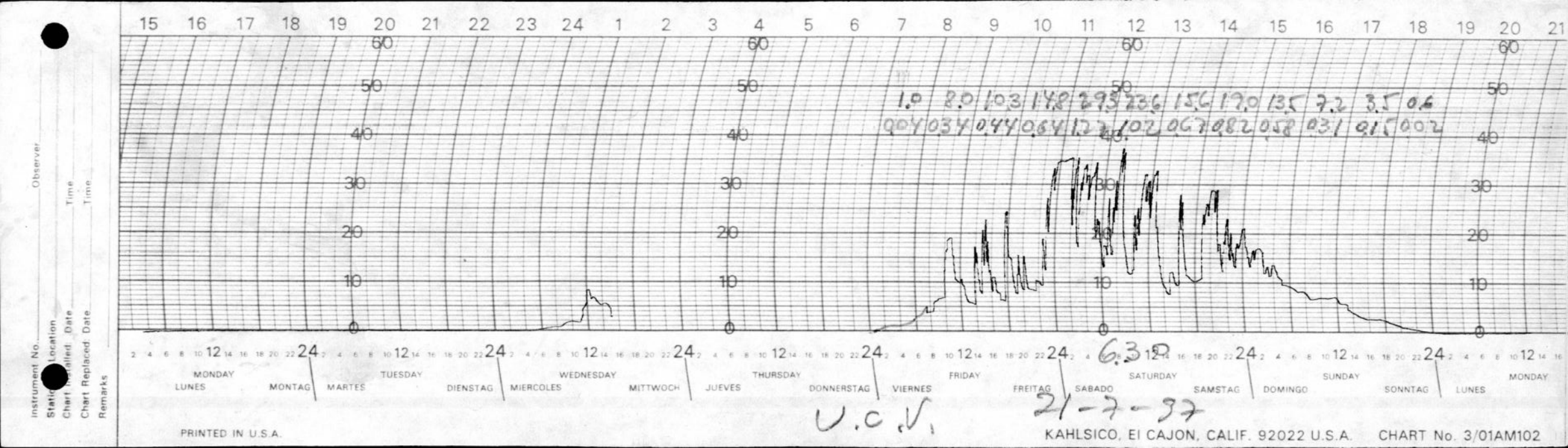

Instrument No. _____ Observer _____
Station _____ Location _____
Chart Installed: Date _____ Time _____
Chart Replaced: Date _____ Time _____
Remarks _____

PRINTED IN U.S.A.
KAHLSICO, El CAJON, CALIF. 92022 U.S.A. CHART No. 3/01AM102

23556

121

27.0

193

85%

22.1

20.2

681.0

22.0

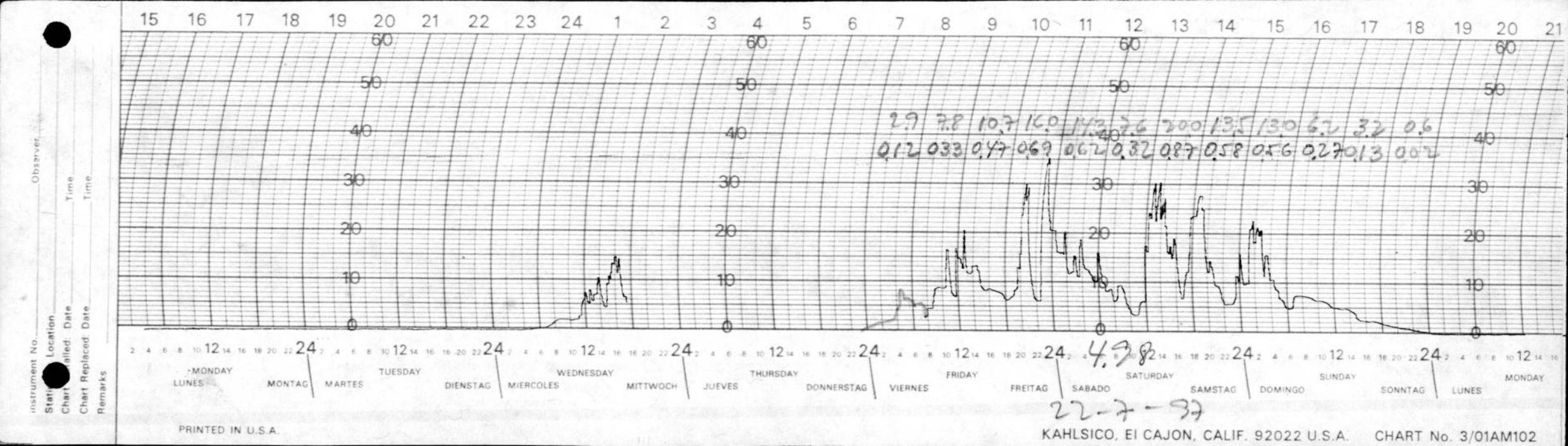

Instrument No.
Station Location
Chart Installed: Date
Chart Replaced: Date
Remarks
Observer
Time
Time
2.9 7.8 10.7 16.0 14.3 7.6 20.0 13.5 13.0 6.2 3.2 0.6
0.12 0.33 0.47 0.69 0.62 0.32 0.87 0.58 0.56 0.27 0.13 0.02
4.98
22-7-97
MONDAY LUNES
MONTAG
MARTES
TUESDAY
DIENSTAG
MIERCOLES
WEDNESDAY
MITTWOCH
JUEVES
THURSDAY
DONNERSTAG
VIERNES
FRIDAY
FREITAG
SABADO
SATURDAY
SAMSTAG
DOMINGO
SUNDAY
SONNTAG
LUNES
MONDAY
PRINTED IN U.S.A.
KAHLSICO, El CAJON, CALIF. 92022 U.S.A.
CHART No. 3/01AM102

78.7

235562

21-22-28

22-23_28

24-25

20-22

21-22

680.75

22.5

13.9

25.4

20.0

77%

22.5

19.8

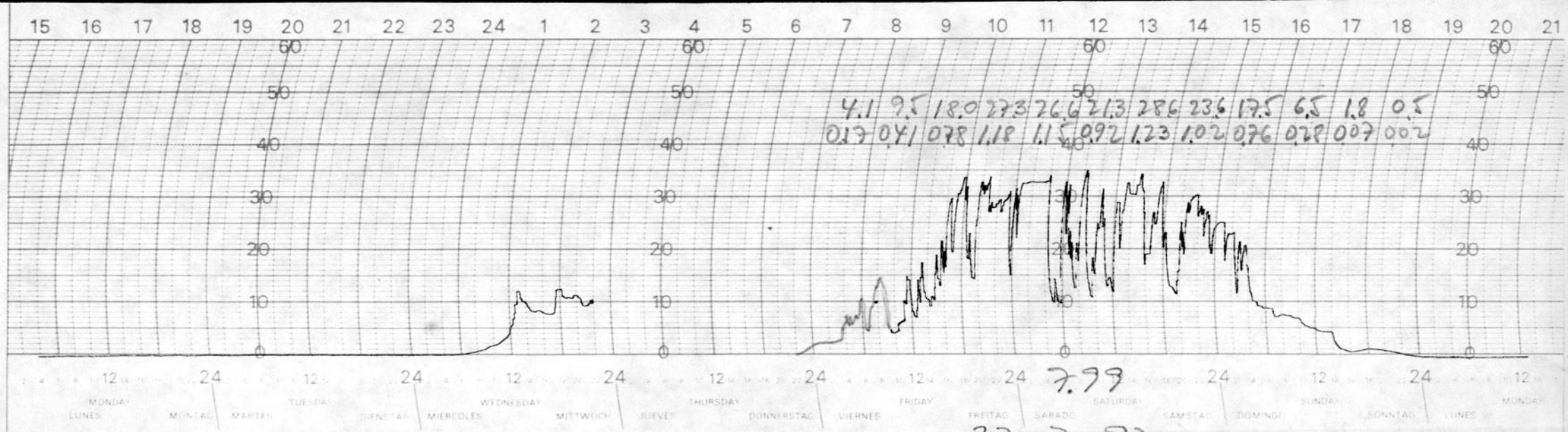

Instrument No.
Station
Location
Observer
Chart Applied Date
Time
Chart Replaced Date
Time
Remarks

PRINTED IN U.S.A.
KAHLSICO. El CAJON. CALIF. 92022 U.S.A. CHART No. 3 01AM102

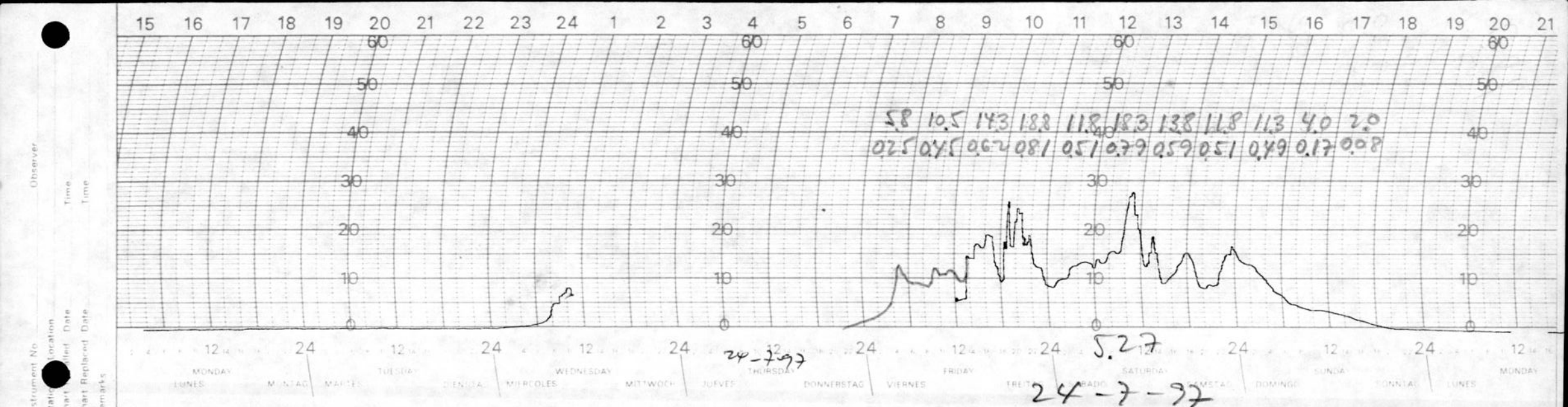
15 16 17 18 19 20 21 22 23 24 1 2 3 4 5 6 7 8 9 10 11 12 13 14 15 16 17 18 19 20 21
60
50
40
30
20
10
0
5.8 10.5 14.3 18.8 11.8 18.3 13.8 11.8 11.3 4.0 2.0
0.25 0.45 0.67 0.81 0.51 0.79 0.59 0.51 0.49 0.17 0.08
24-7-97
5.27
24-7-97
MONDAY
LUNES
TUESDAY
MARTES
WEDNESDAY
MITTWOCH
THURSDAY
DONNERSTAG
FRIDAY
VIERNES
SATURDAY
SAMSTAG
SUNDA
DOMINGO
MONDAY
LUNES
Instrument No.
Observer
Station
Location
Chart Collect Date
Time
Chart Replaced Date
Time
Remarks
PRINTED IN U.S.A.
KAHLSICO, EL CAJON, CALIF. 92022 U.S.A.
CHART No. 3/01AM102

235681

737

21-22-28

22-23-28

25-26

21-22

21

680.85

23.5

189

78%

84%

27.0

21.0

28.3

20.1

22.2

20.4

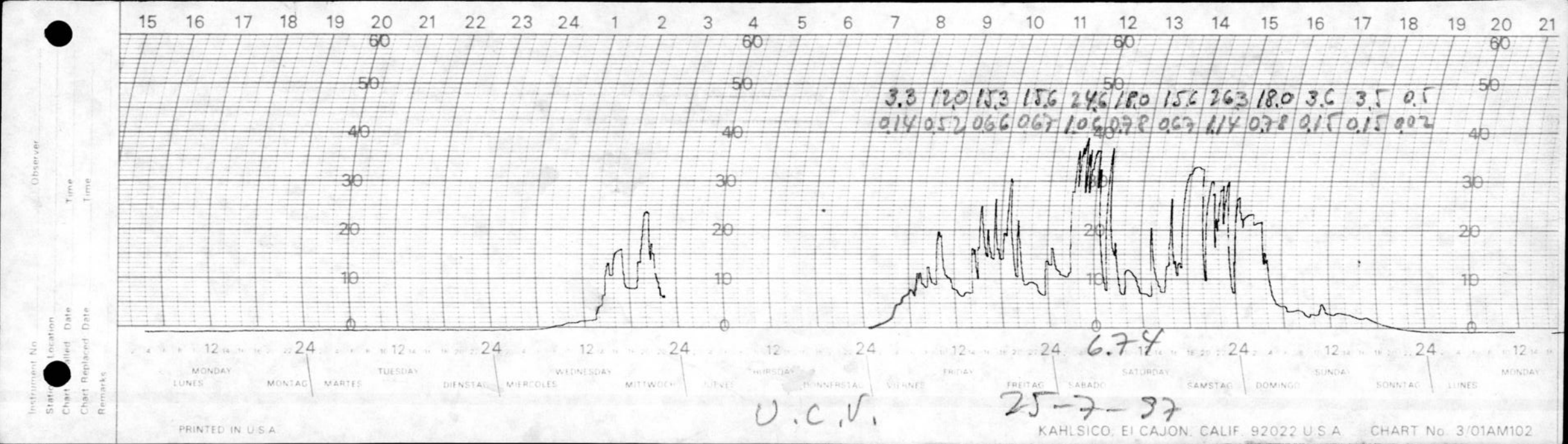
15 16 17 18 19 20 21 22 23 24 1 2 3 4 5 6 7 8 9 10 11 12 13 14 15 16 17 18 19 20 21
3.3 12.0 15.3 15.6 24.6 18.0 15.6 26.3 18.0 3.6 3.5 0.5
0.14 0.52 0.66 0.67 1.06 0.78 0.67 1.14 0.78 0.15 0.15 0.02
6.74
MONDAY LUNES
TUESDAY MARTES
WEDNESDAY MIERCOLES
THURSDAY JUEVES
FRIDAY VIERNES
SATURDAY SABADO
SUNDAY DOMINGO
MONDAY LUNES
MONTAG
DIENSTAG
MITTWOCH
DONNERSTAG
FREITAG
SAMSTAG
SONNTAG
U.C.V.
25-7-37
PRINTED IN U.S.A.
KAHLSICO, EL CAJON, CALIF. 92022 U.S.A.
CHART No. 3/01AM102

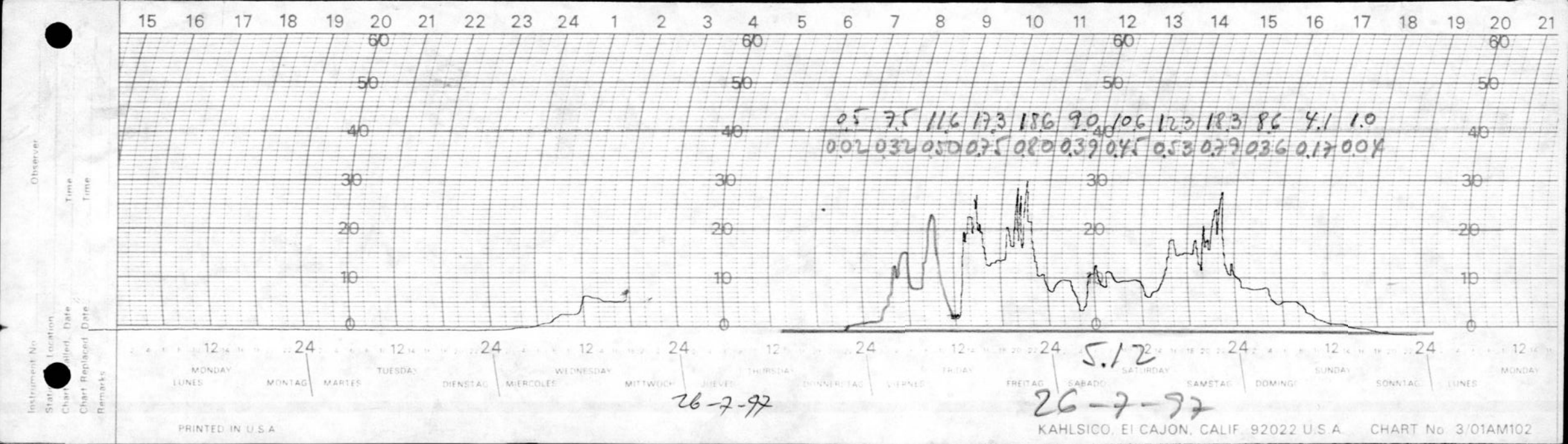

0.5 7.5 11.6 17.3 18.6 9.0 10.6 12.3 18.3 8.6 4.1 1.0
0.02 0.32 0.50 0.75 0.80 0.39 0.45 0.53 0.79 0.36 0.17 0.04
5.12
26-7-97
26-7-97
MONDAY LUNES MONTAG MARTES TUESDAY DIENSTAG MIERCOLES WEDNESDAY MITTWOCH JUEVES THURSDAY DONNERSTAG VIERNES FRIDAY FREITAG SABADO SATURDAY SAMSTAG DOMINGO SUNDAY SONNTAG LUNES MONDAY
PRINTED IN U.S.A.
KAHLSICO, El CAJON, CALIF. 92022 U.S.A.
CHART No. 3/01AM102

74,0
235775

19
4
27

130 - 323
29 24 24
24 25 25
27 22 2
[illegible]

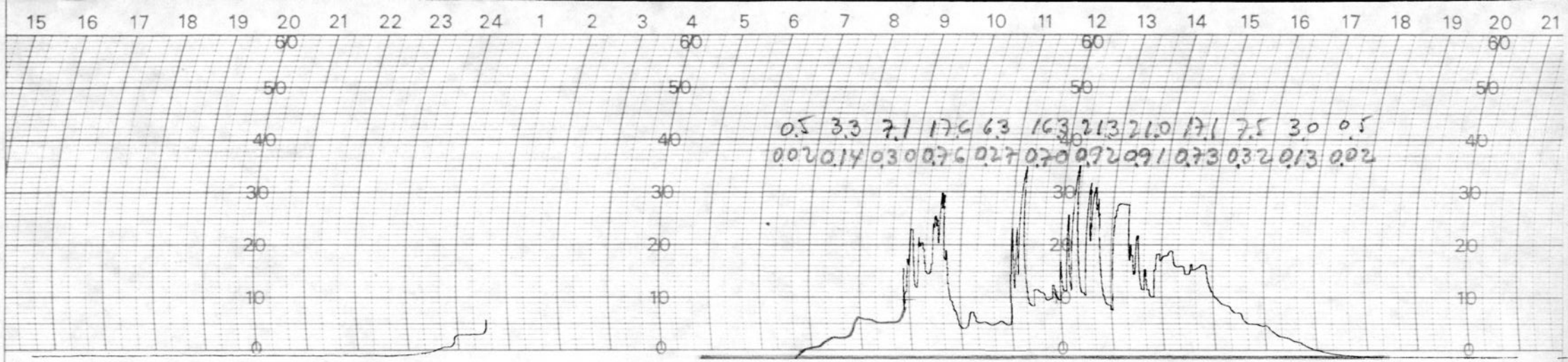

Instrument No. Observer
Station Location
Chart Filled Date Time
Chart Replaced Date Time
Remarks

PRINTED IN U.S.A.

KAHLSICO, EL CAJON, CALIF. 92022 U.S.A. CHART No. 3/01AM102

695

23578

21-22-30

22-23-30

24-25

22-23

21

68075

23.0

345

10.0

22.3

20.3

83%

21

Sec 40

CE

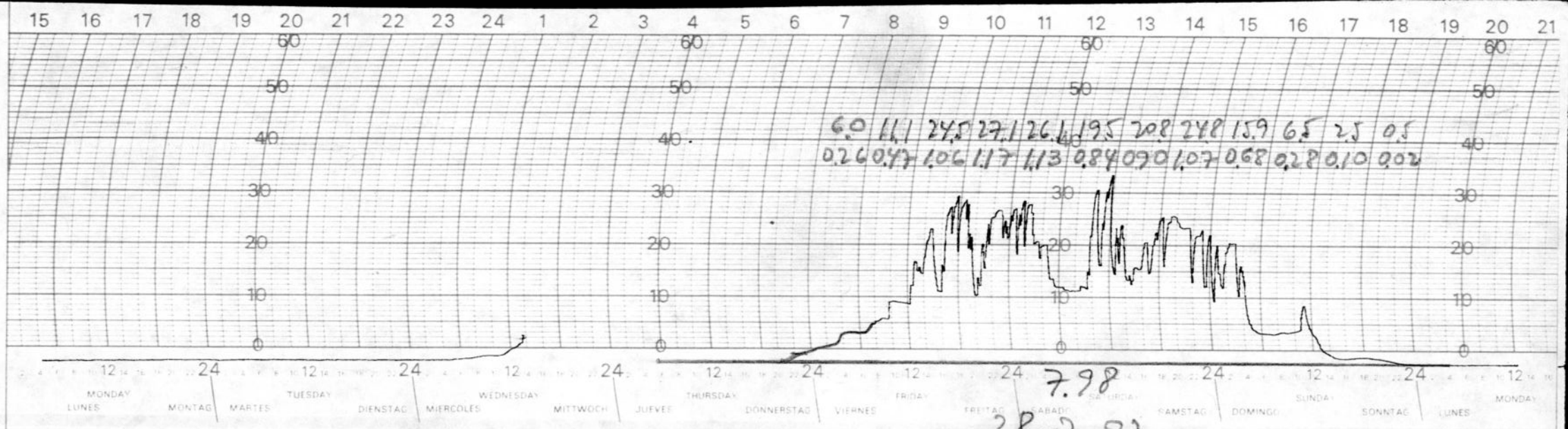

Station & Location
Chart Pulled Date Time
Chart Replaced Date Time
Remarks

PRINTED IN U.S.A.

KAHLSICO, El CAJON, CALIF. 92022 U.S.A. CHART No. 3/01AM102

235815

76.0

22-31

23-32

24-16

22-23

71

12.4

87%

28.2

20.2

21.4

19.6

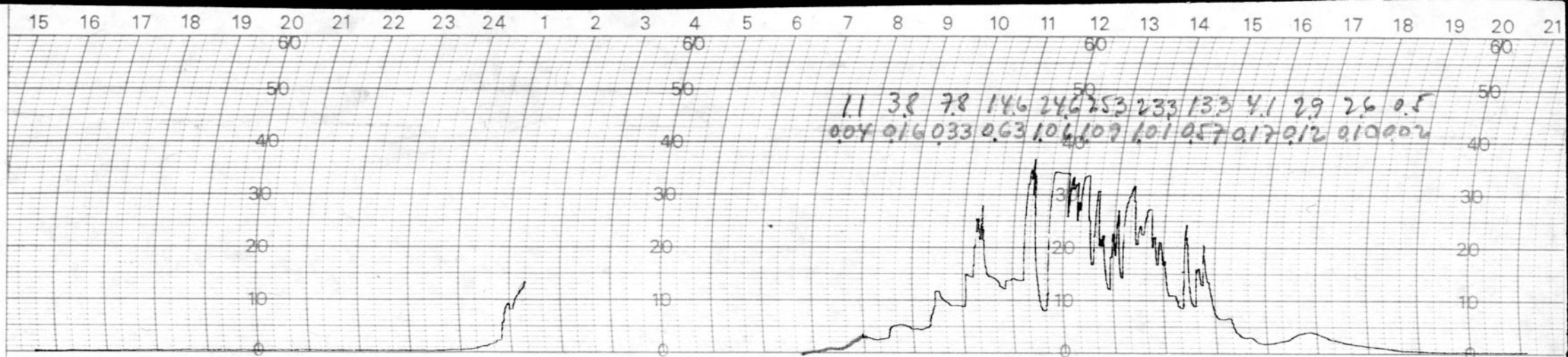

Instrument No. Observer
Station Location
Chart Installed Date Time
Chart Replaced Date Time
Remarks

U.C.V.

28-7-57

PRINTED IN U.S.A.

KAHLSICO, EL CAJON, CALIF. 92022 U.S.A. CHART No. 3/01AM102

78.7

235851

22-23-31

23-24-31

24-26

22-73

21

681.15

220

198

74%

28.0

20.6

22.9

20.0

5.3

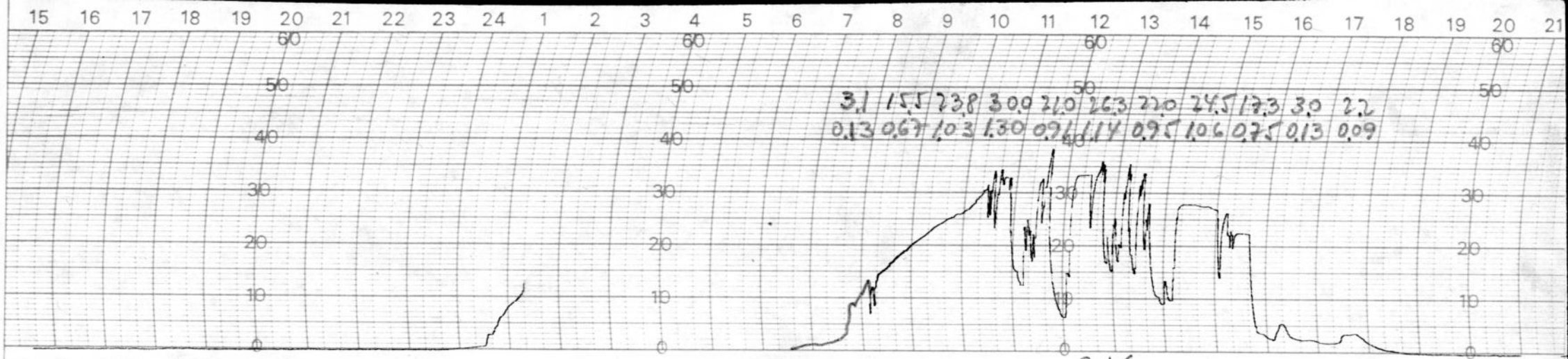

30-7-37

Instrument No.
Observer
Station Location
Chart Installed Date Time
Chart Replaced Date Time
Remarks

PRINTED IN U.S.A.

KAHLSICO, El CAJON, CALIF. 92022 U.S.A. CHART No. 3/01AM102

23B302

743

22-23.3

23-24-32

24-26

22-23.24

21

682.15

17

68%

26.8

21.0

24.6

21.1

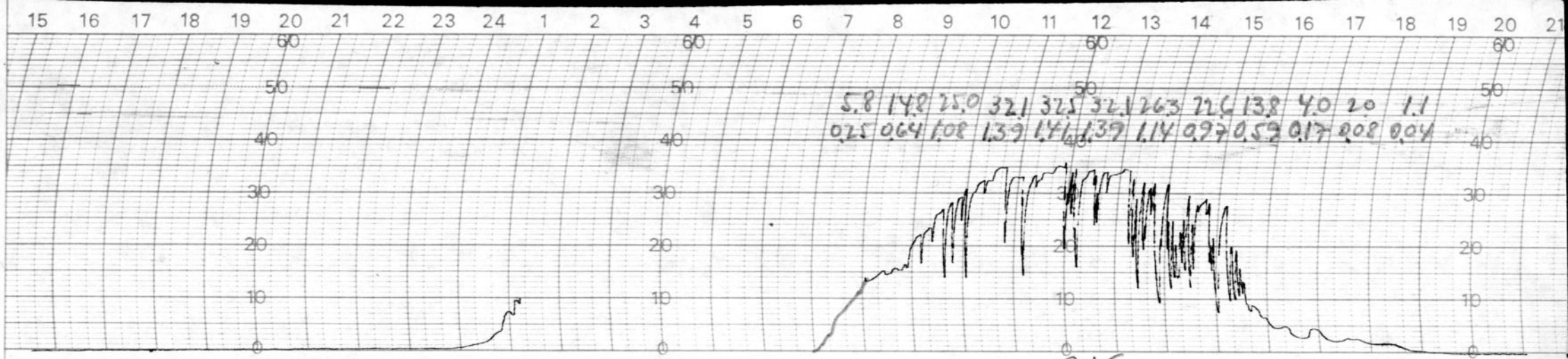

Instrument No. Observer
Station Location
Chart Installed Date Time
Chart Replaced Date Time
Remarks

U.C.V. 31-7-37

PRINTED IN U.S.A.

KAHLSICO, El CAJON, CALIF. 92022 U.S.A. CHART No. 3/01AM102

23-34
24-31
25-27
22-23-24
22

69.9

235958

681.75
22.5

2[illegible].1

82%

29.4
20.8

22.1
19.9

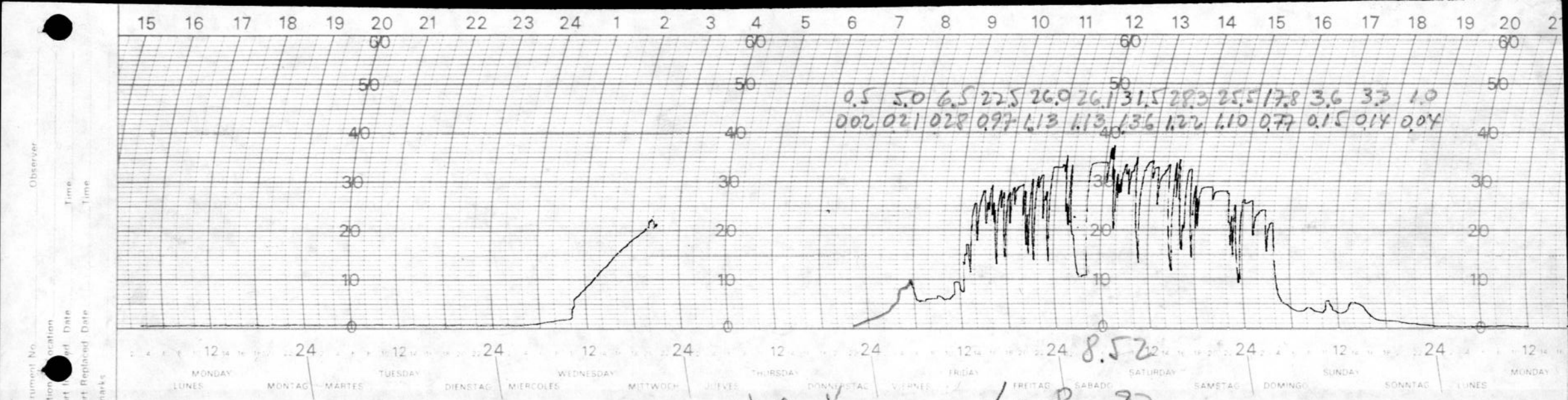

Instrument No. Observer
Station Location
Chart In Time
Chart Replaced Date Time
Remarks

PRINTED IN U.S.A.

KAHLSICO, EL CAJON, CALIF. 92022 U.S.A. CHART No. 3/01AM102

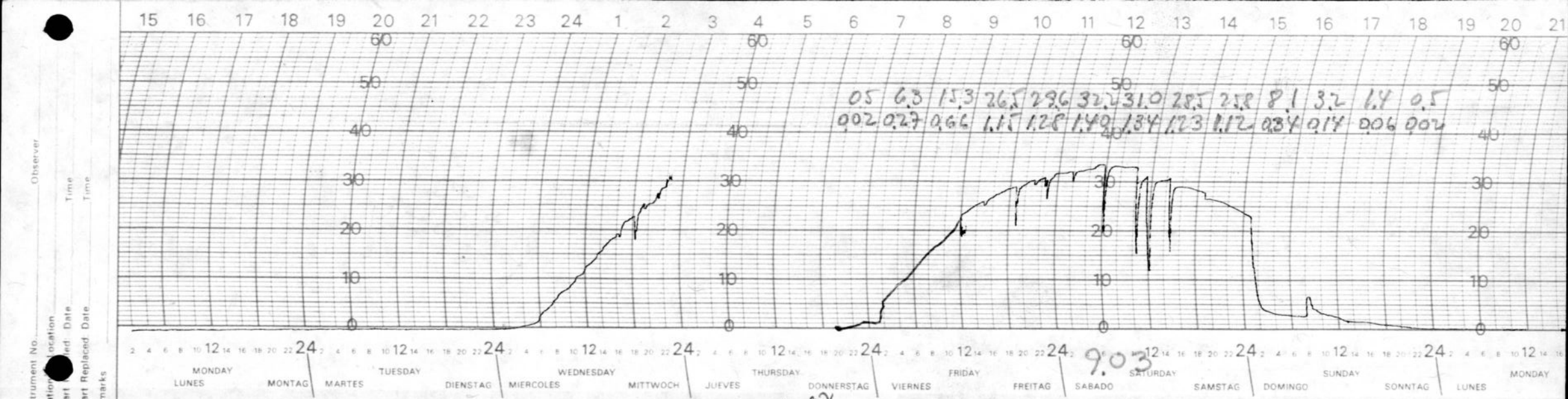

Instrument No. _____ Observer _____

Station _____ Location _____

Chart Installed Date _____ Time _____

Chart Replaced Date _____ Time _____

Remarks _____

PRINTED IN U.S.A.

KAHLSICO, El CAJON, CALIF. 92022 U.S.A. CHART No. 3/01AM102

65,0
23 6044
21 x 20

3528222
3528223
28 24 24
25 23 23
23 33

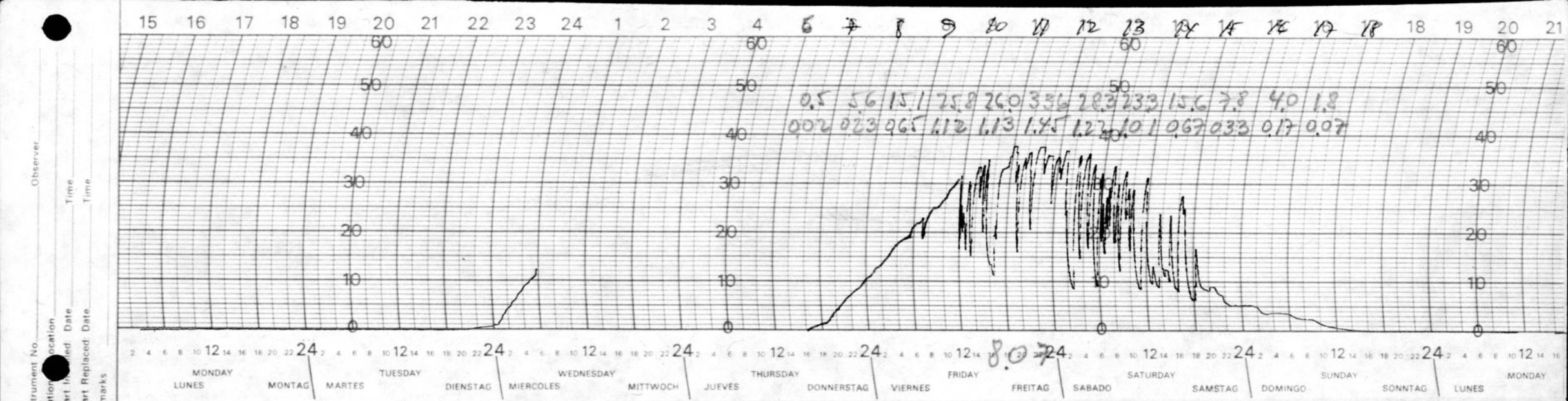

Instrument No. Observer
Station Location
Chart Installed: Date Time
Chart Replaced: Date Time
Remarks

PRINTED IN U.S.A.

KAHLSICO, El CAJON, CALIF. 92022 U.S.A. CHART No. 3/01AM102

59.4

236080

22-23-34

23-24-34

24-25-27

22-23-24

22

28.8

23.5

21.0

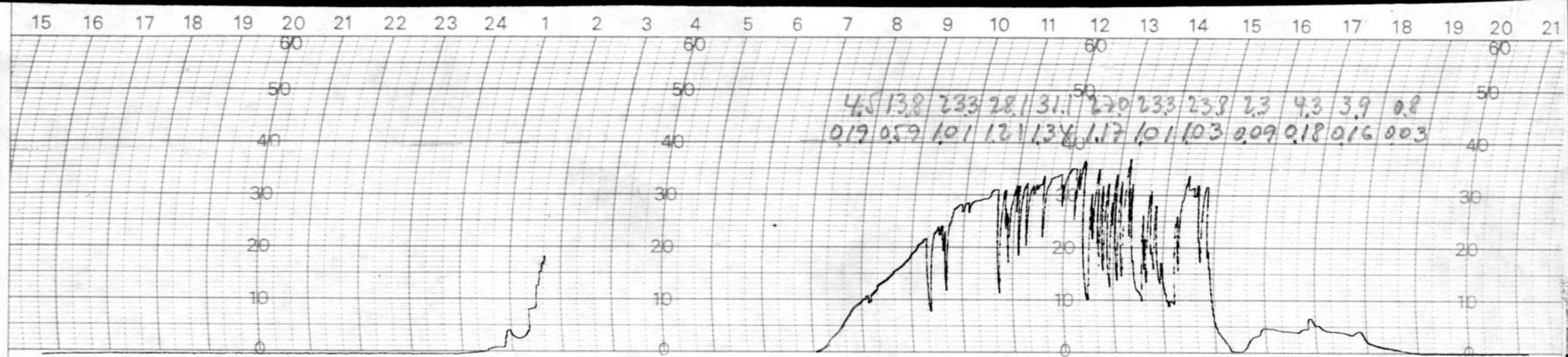

Station Location
Chart Put On Date Time
Chart Replaced Date Time
Remarks

PRINTED IN U.S.A.
KAHLSICO, El CAJON, CALIF. 92022 U.S.A. CHART No. 3/01AM102

794

236/13

21-27-34

22-23-34

25-28

22-23-24

22

680.10

23.5

18.8

71%

29.3

19.7

23.4

20.5

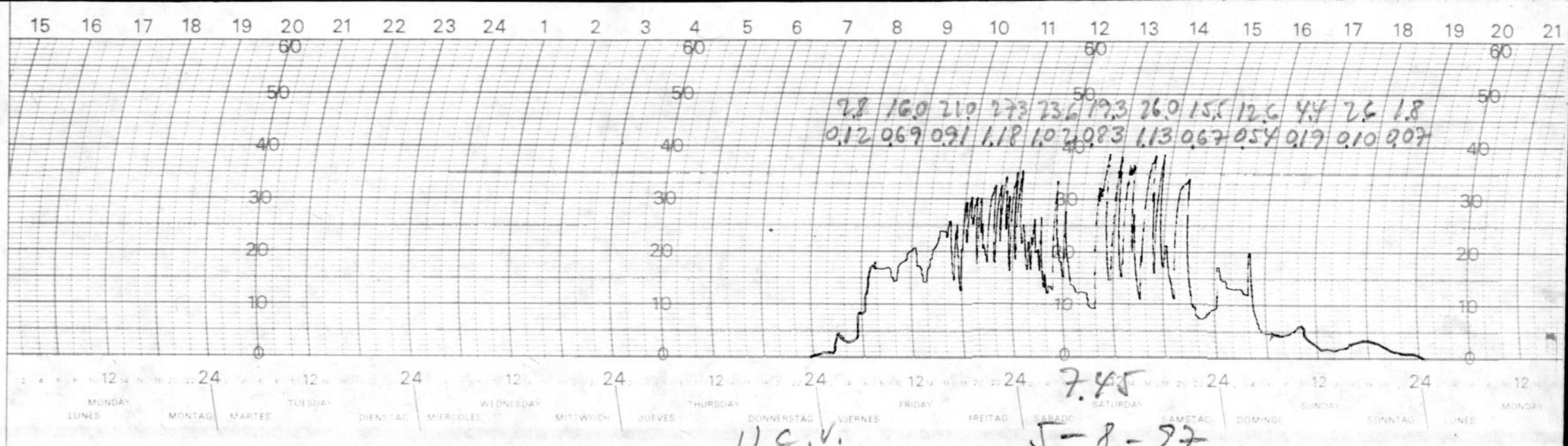

Instrument No. Station Location Chart Replaced Date Chart Replaced Date Remarks Observer Time Time

PRINTED IN U.S.A.

KAHLSICO, El CAJON, CALIF. 92022 U.S.A. CHART No. 3/01AM102

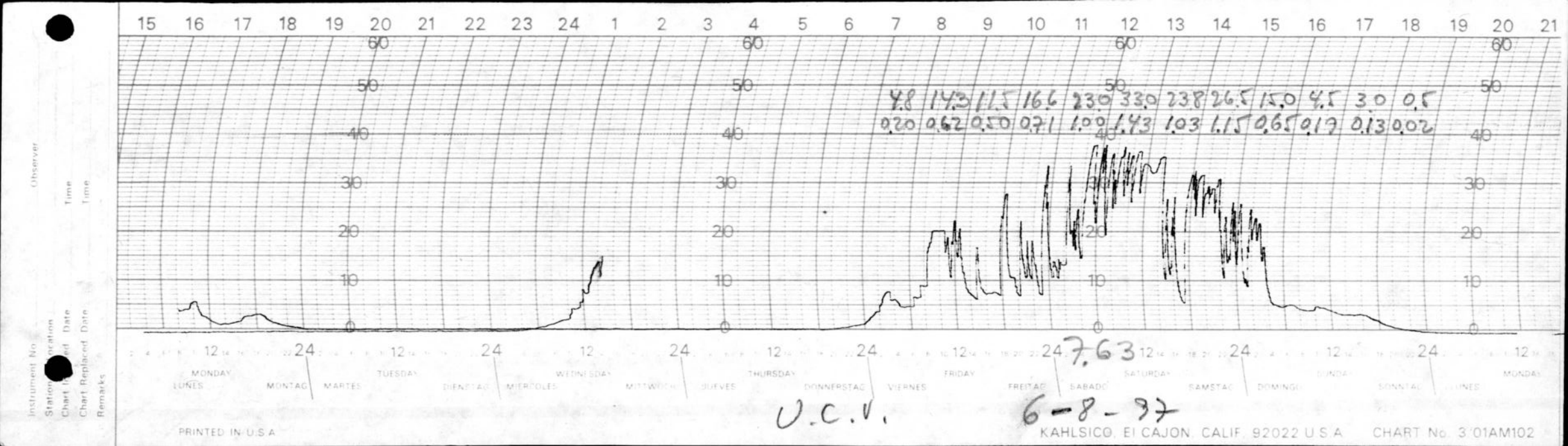

Instrument No. Observer
Station Location
Chart In Time
Chart Removed Date Time
Chart Replaced Date
Remarks

U.C.V.

6-8-97

PRINTED IN U.S.A.

KAHLSICO, EL CAJON, CALIF. 92022 U.S.A. CHART No. 3 01AM102

71.9

23620X

22-23-33

22-23-B3

24-27

22-23

22

681.20

23.0

78.4

68%

78%

28.4

25.0

21.2

21.0

23.4

21.0

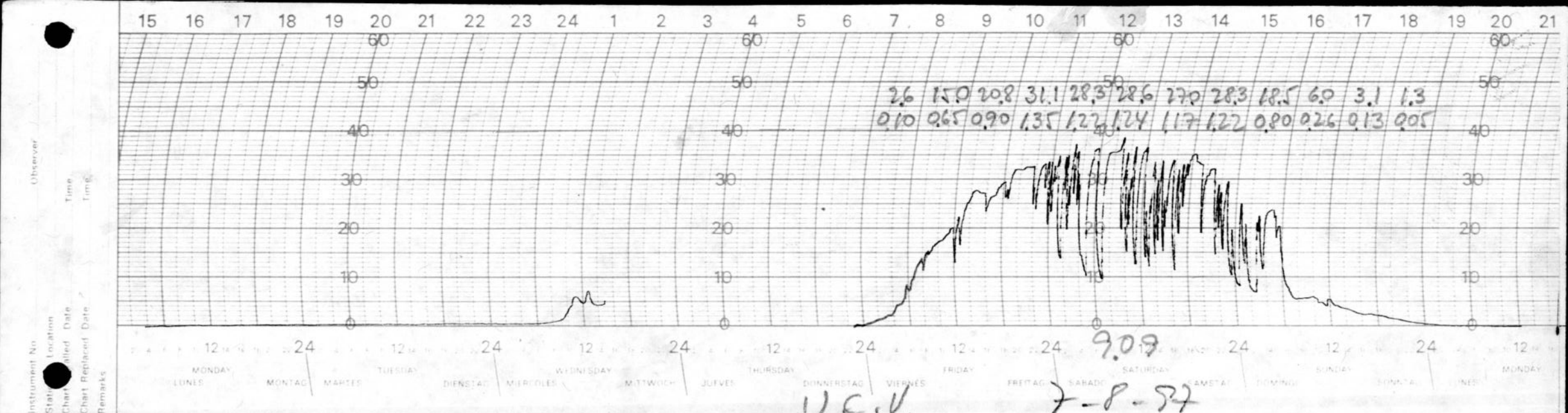

Instrument No.
Station Location
Chart Called Date
Chart Replaced Date
Remarks
Observer
Time
Time

78.5

236244

22-35

23-35

25-28

22-23-24

22

681.5?

23?

21.4

22.3

20.4

30.0

19.5

82%

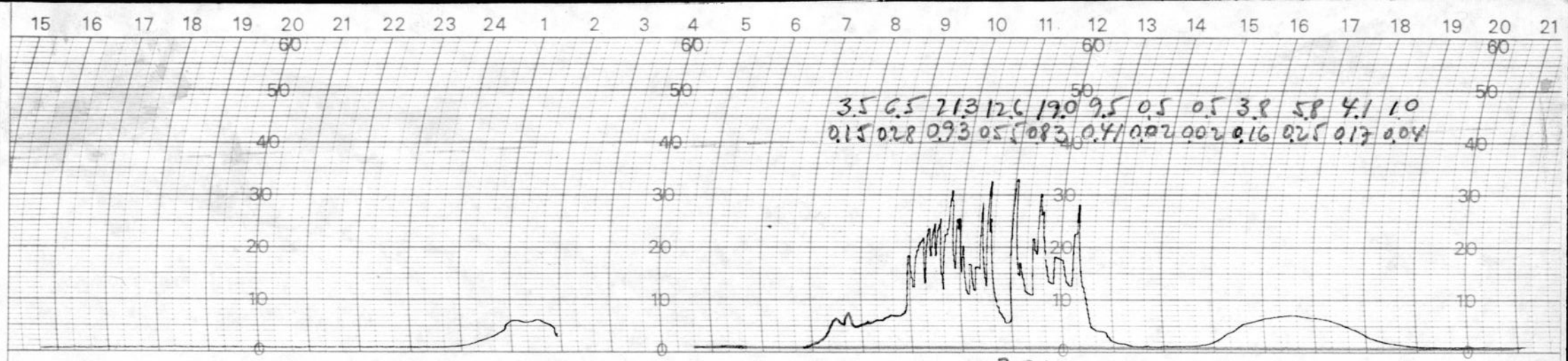

3.81

U.C.V.

8-8-97

Instrument No. Station Location Observer
Chart Installed Date Time
Chart Replaced Date Time
Remarks

PRINTED IN U.S.A.

KAHLSICO, El CAJON, CALIF. 92022 U.S.A. CHART No. 3/01AM102

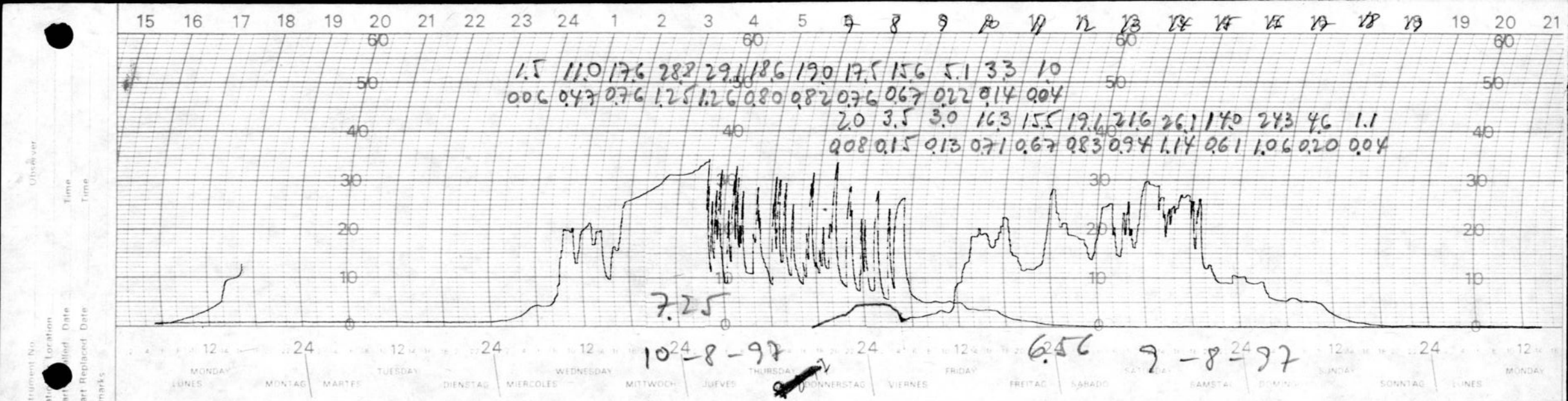

Instrument No. Station Location Chart Called Date Chart Replaced Date Remarks Observer Time Time

PRINTED IN U.S.A.

KAHLSICO, El CAJON, CALIF. 92022 U.S.A. CHART No. 3/01AM102

236323 26.8

80.4 10.0

19-22-31 21.4

22-23-31 19.0

24-26

21-22

21

680.50

23.0

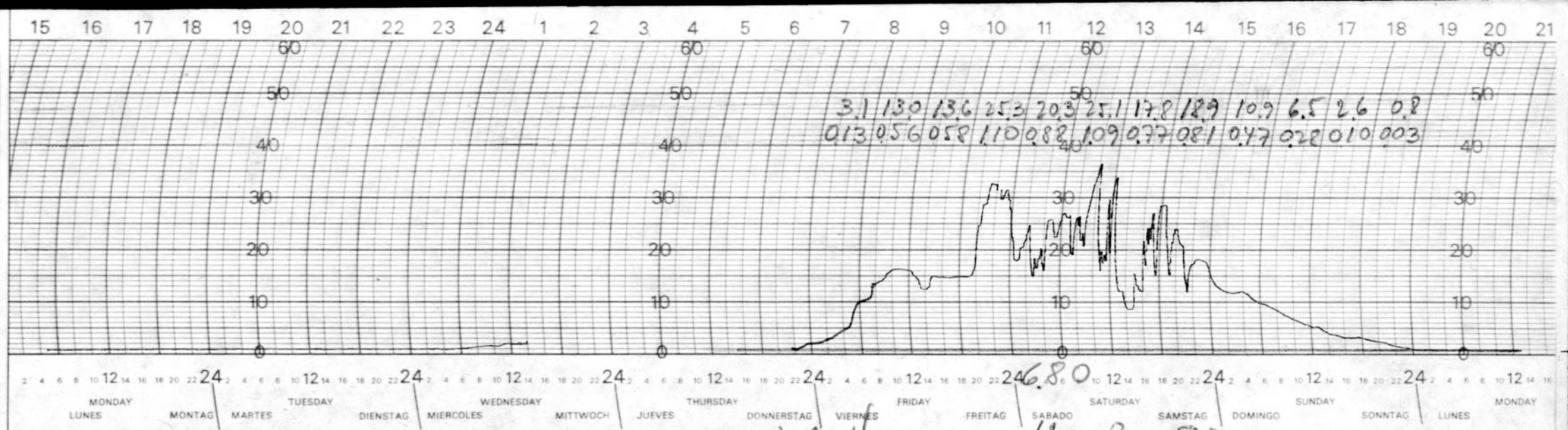

Station Location
Chart Applied Date Time
Chart Replaced Date Time
Remarks

PRINTED IN U.S.A.

KAHLSICO, EL CAJON, CALIF. 92022 U.S.A. CHART No. 3/01AM102

236351

77.2

22-30

23-30

24-25

22

21

680.0

230

12.4

21.2

15.7

90%

28.6

20.3

8/8

ST-SE

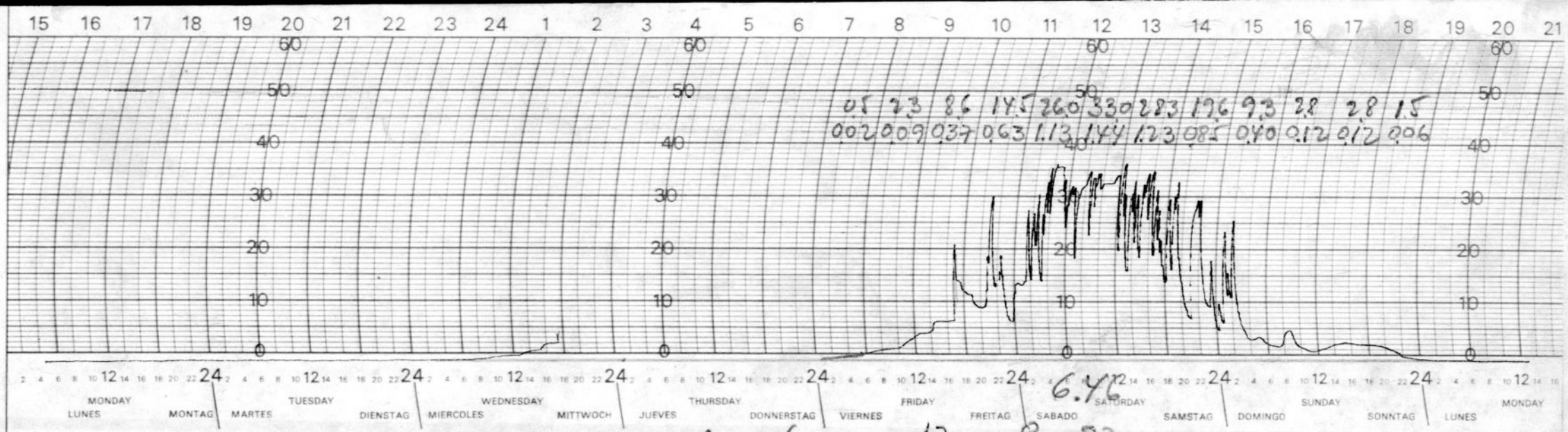

U.C.V. 12-8-97

Station or Location
Chart Installed: Date Time
Chart Replaced: Date Time
Remarks

PRINTED IN U.S.A.

KAHLSICO, El CAJON, CALIF. 92022 U.S.A. CHART No. 3/01AM102

805

236384

22-33

23-33

24-26

20-22-25

21

14.3

88%

283

79.6

21.0

6.2

681.25

220

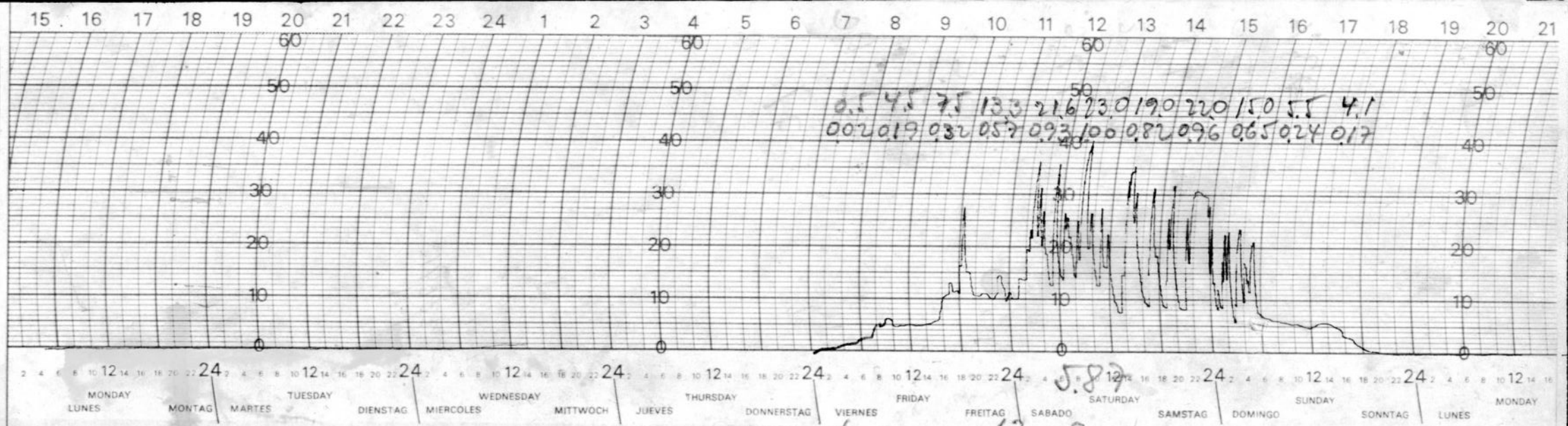

Station Location
Chart Installed: Date Time
Chart Replaced: Date Time
Remarks

U.C.V.

13-8-97

PRINTED IN U.S.A.

KAHLSICO, EL CAJON, CALIF. 92022 U.S.A. CHART No. 3/01AM102

2364/3
883

21-30
22-30
24-25
22
21

681.50
23.0

157
5.0
93%
27.0
19.1
20.6
17.6

9.6

SC-AC
7/8

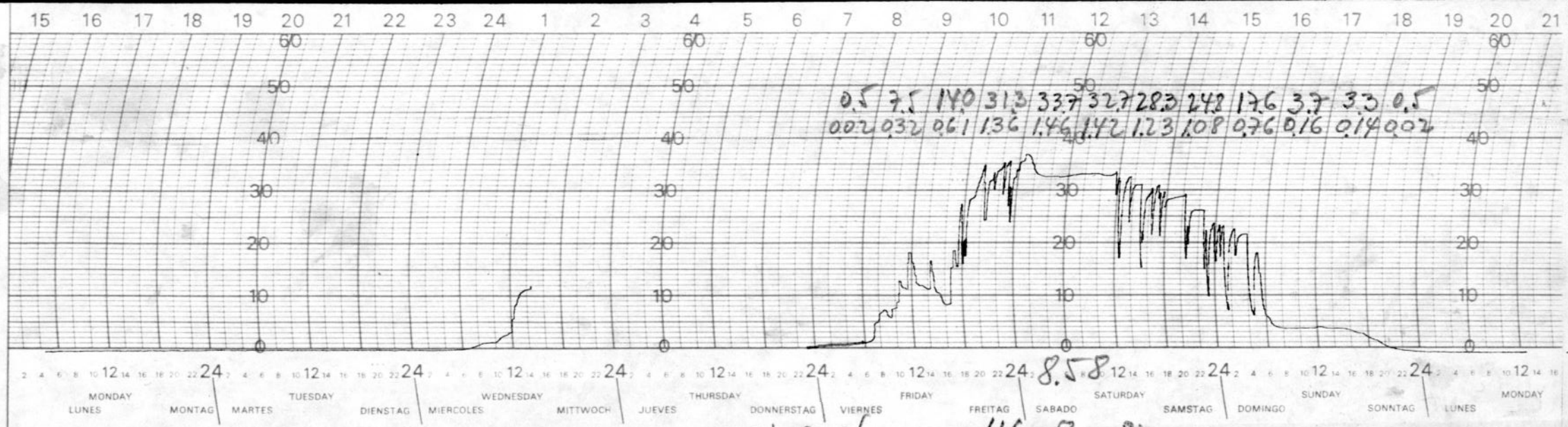

Station Location
Clock Checked Date
Time Time
Chart Replaced Date
Remarks

U.E.V.

14-8-87

PRINTED IN U.S.A.

KAHLSICO, EL CAJON, CALIF. 92022 U.S.A. CHART No. 3/01AM102

236X46

70.°

823

21-22-33

22-23-33

24-27

22-23

24

681.25

23.5

21.7

19.1

0.0

8.1

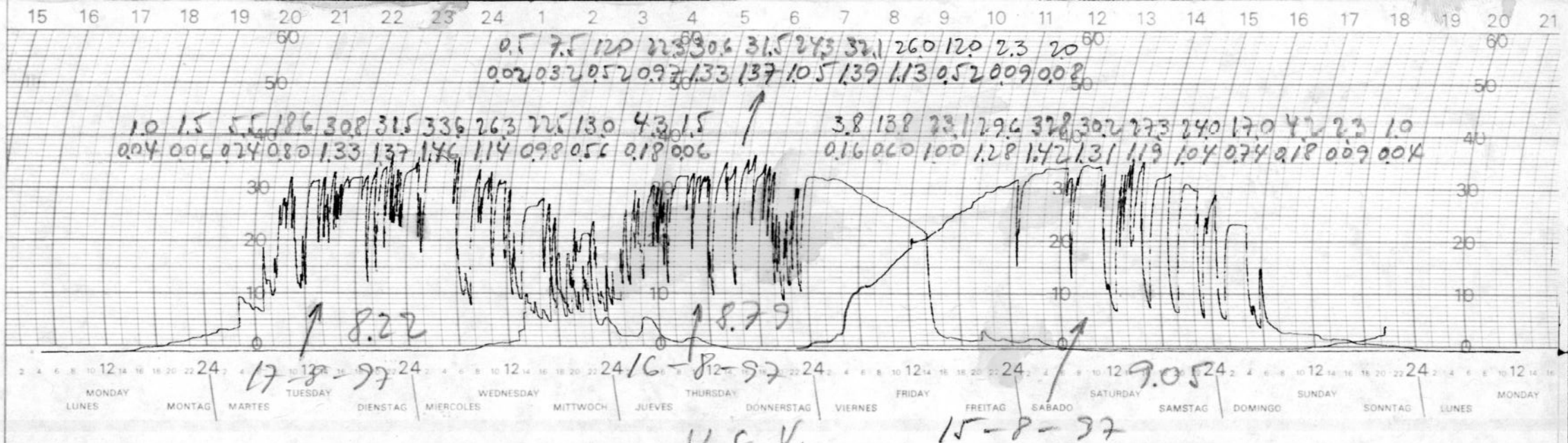

Location
Date
Time
Chart Replaced: Date 8/08/97 Time 08:00 HRS
Remarks

PRINTED IN U.S.A.

KAHLSICO, El CAJON, CALIF. 92022 U.S.A. CHART No. 3/01AM102

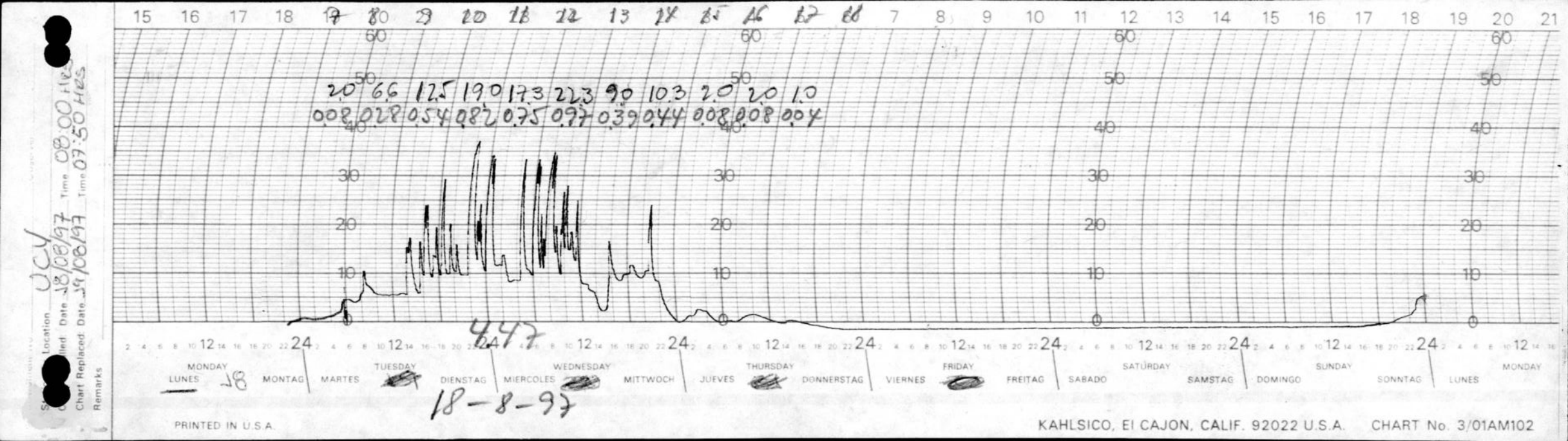
15 16 17 18 19 20 21 22 23 24 25 26 27 28 7 8 9 10 11 12 13 14 15 16 17 18 19 20 21
2.0 6.6 12.5 19.0 17.3 22.3 9.0 10.3 2.0 2.0 1.0
0.08 0.28 0.54 0.82 0.75 0.97 0.39 0.44 0.08 0.08 0.04
60
50
40
30
20
10
0
447
MONDAY LUNES 18 MONTAG
MARTES TUESDAY DIENSTAG
MIERCOLES WEDNESDAY MITTWOCH
JUEVES THURSDAY DONNERSTAG
VIERNES FRIDAY FREITAG
SABADO SATURDAY SAMSTAG
DOMINGO SUNDAY SONNTAG
LUNES MONDAY
18-8-97
Location UCV
Installed Date 18/08/97 Time 08:00 Hrs
Chart Replaced Date 19/08/97 Time 07:50 Hrs
Remarks
PRINTED IN U.S.A.
KAHLSICO, El CAJON, CALIF. 92022 U.S.A. CHART No. 3/01AM102

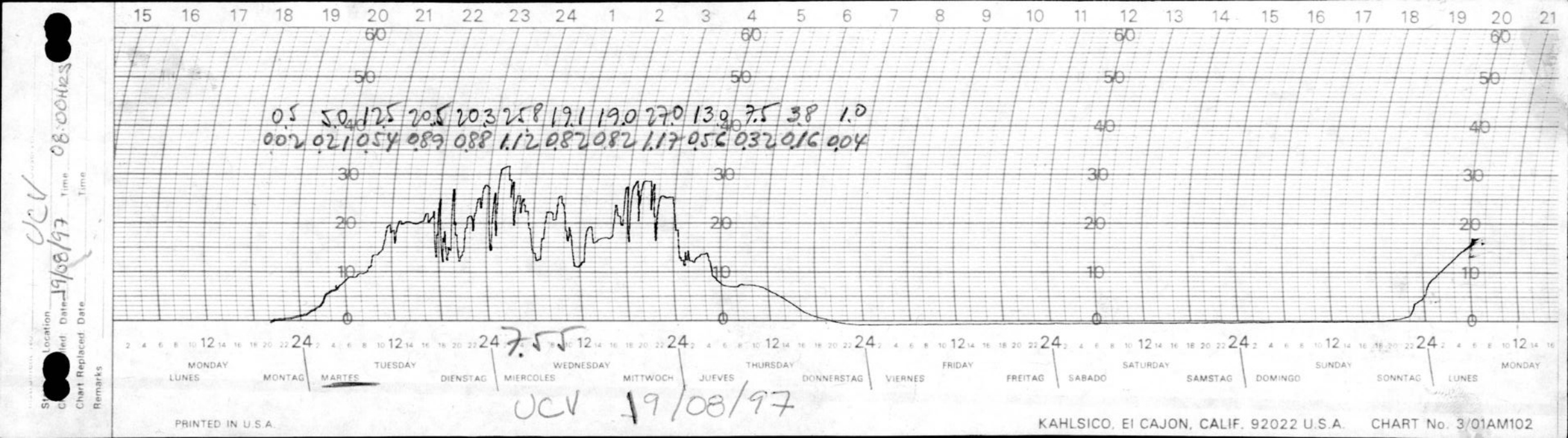
15 16 17 18 19 20 21 22 23 24 1 2 3 4 5 6 7 8 9 10 11 12 13 14 15 16 17 18 19 20 21
0.5 5.0 12.5 20.5 20.3 25.8 19.1 19.0 27.0 13.0 7.5 3.8 1.0
0.02 0.21 0.54 0.89 0.88 1.12 0.82 0.82 1.17 0.56 0.32 0.16 0.04
7.5
MONDAY LUNES
TUESDAY MARTES
WEDNESDAY MIERCOLES
THURSDAY JUEVES
FRIDAY VIERNES
SATURDAY SABADO
SUNDAY DOMINGO
MONDAY LUNES
MONTAG
DIENSTAG
MITTWOCH
DONNERSTAG
FREITAG
SAMSTAG
SONNTAG
UCV 19/08/97
Location UCV
Installed Date 19/08/97 Time 08:00HRS
Chart Replaced Date Time
Remarks
PRINTED IN U.S.A.
KAHLSICO, El CAJON, CALIF. 92022 U.S.A. CHART No. 3/01AM102

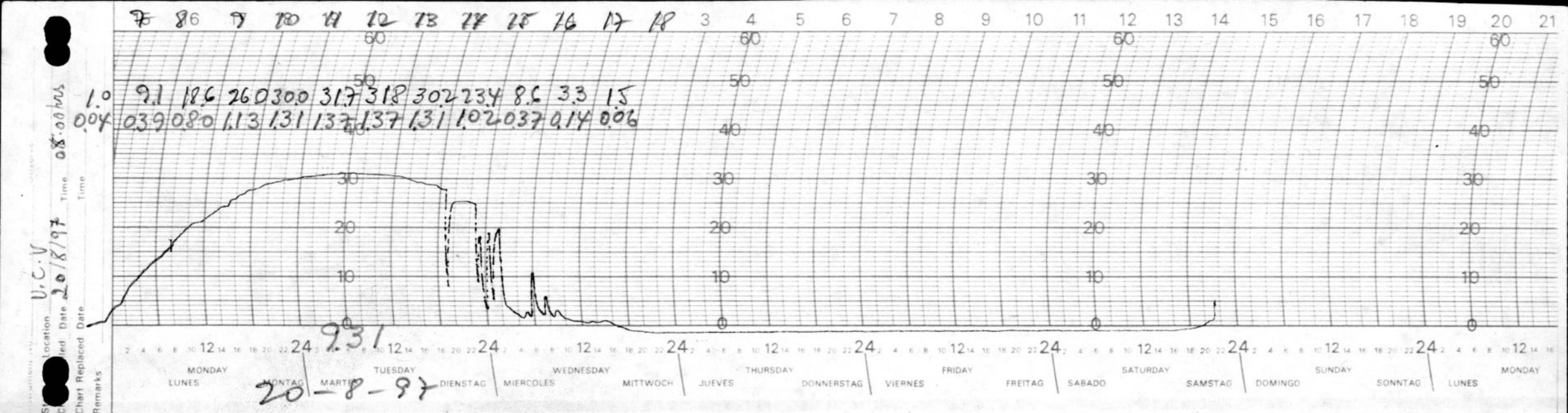

1.0 9.1 18.6 26.0 30.0 31.7 31.8 30.2 23.4 8.6 3.3 1.5
0.04 0.39 0.80 1.13 1.31 1.37 1.37 1.31 1.02 0.37 0.14 0.06
931
20-8-97
Location U.C.V
Date 20/8/97
Time 08:00 hrs
Chart Replaced
Remarks
MONDAY LUNES MONTAG MARTES TUESDAY DIENSTAG MIERCOLES WEDNESDAY MITTWOCH JUEVES THURSDAY DONNERSTAG VIERNES FRIDAY FREITAG SABADO SATURDAY SAMSTAG DOMINGO SUNDAY SONNTAG LUNES MONDAY
PRINTED IN U.S.A.
KAHLSICO, El CAJON, CALIF. 92022 U.S.A.
CHART No. 3/01AM102

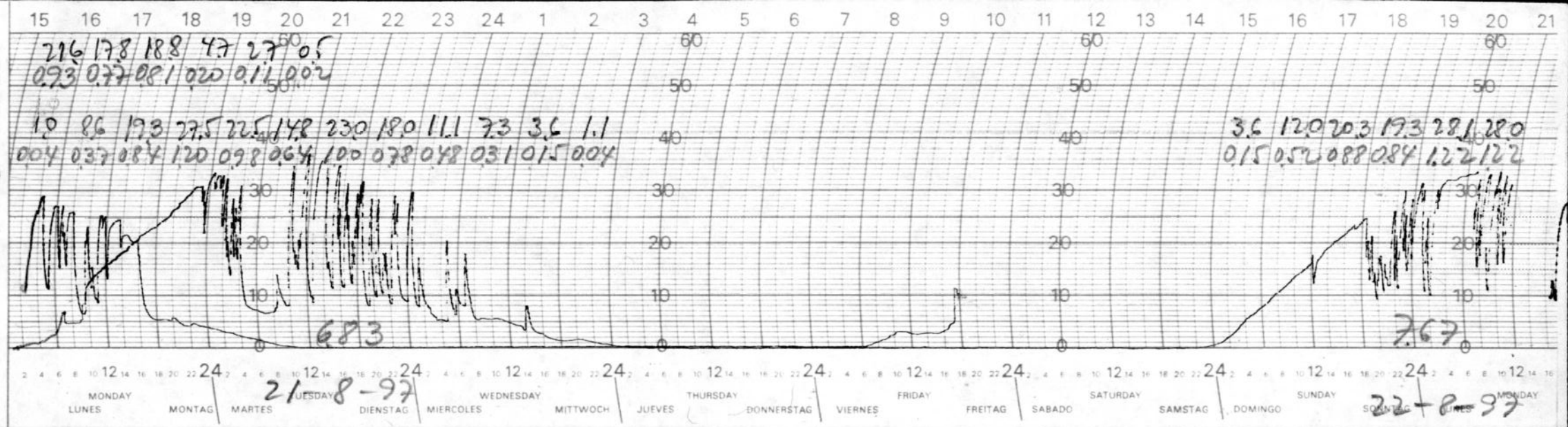

Location
Date 21/08/97 Time 22/08/97
Chart Replaced: Date 07.20 hrs
Remarks

PRINTED IN U.S.A.

KAHLSICO, El CAJON, CALIF. 92022 U.S.A. CHART No. 3/01AM102

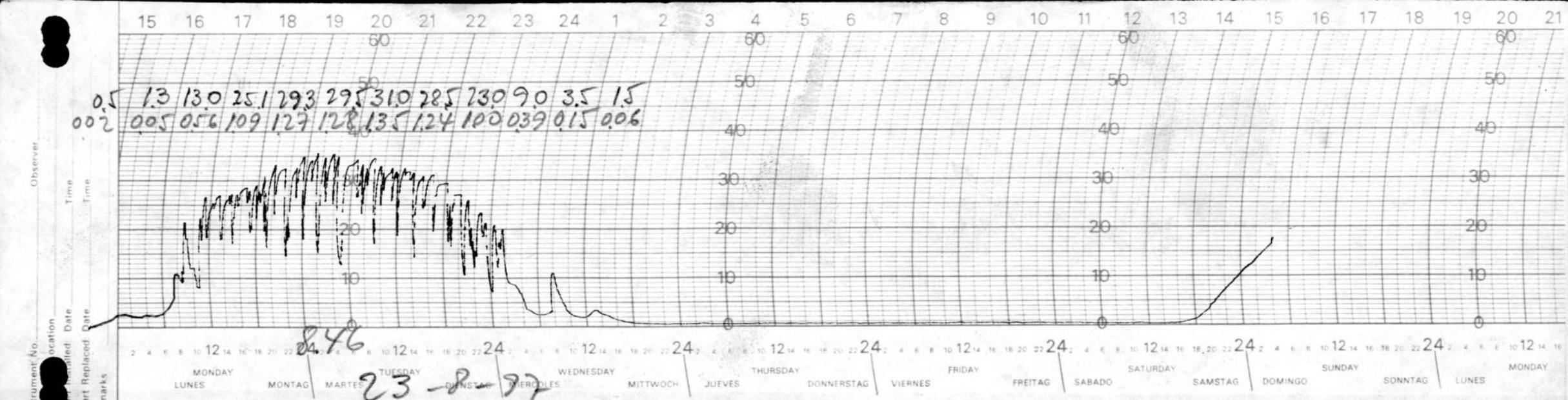

Instrument No.
Observer
Location
Chart Installed Date Time
Chart Replaced Date Time
Remarks

PRINTED IN U.S.A.

KAHLSICO, EL CAJON, CALIF. 92022 U.S.A. CHART No. 3/01AM102

23/08/97

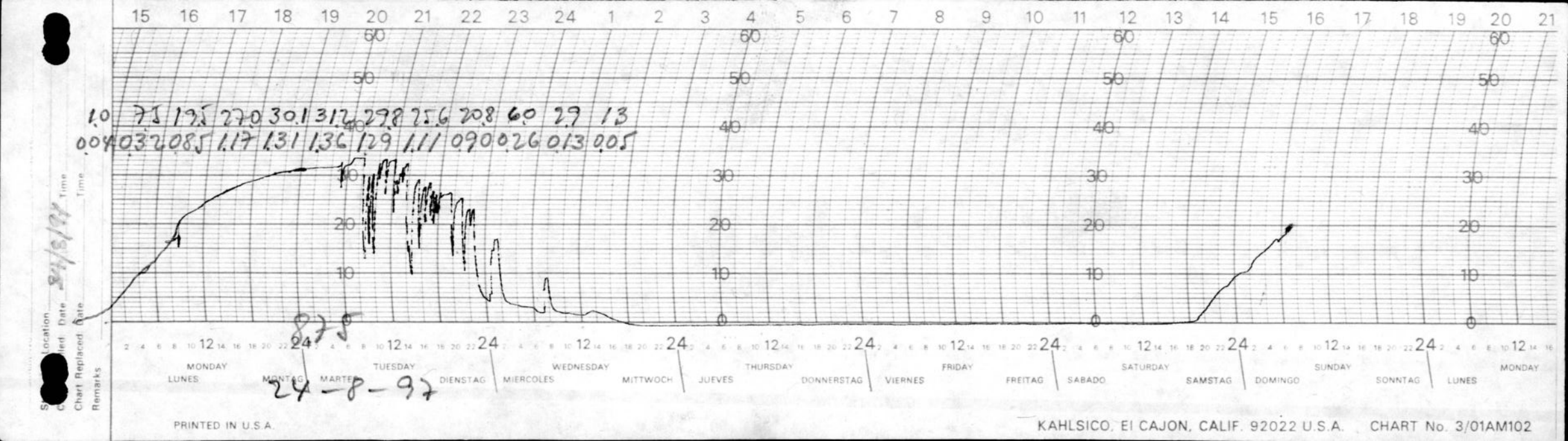

PRINTED IN U.S.A.

KAHLSICO, EL CAJON, CALIF. 92022 U.S.A. CHART No. 3/01AM102

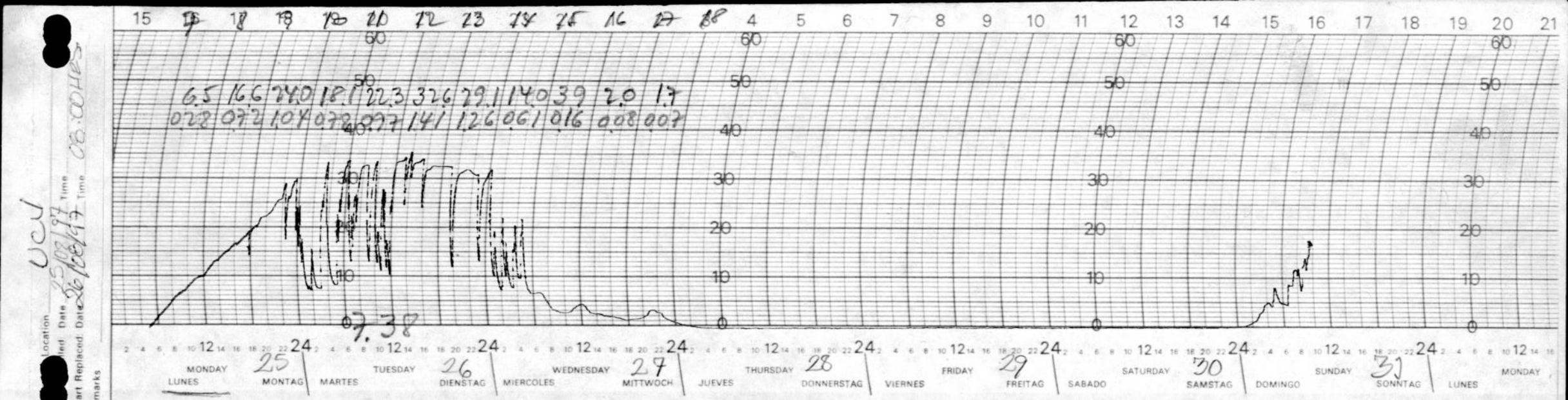

6.5 16.6 24.0 18.1 22.3 32.6 29.1 14.0 3.9 2.0 1.7
0.28 0.72 1.04 0.78 0.97 1.41 1.26 0.61 0.16 0.08 0.07
7.38
MONDAY 25 LUNES MONTAG MARTES TUESDAY 26 DIENSTAG MIERCOLES WEDNESDAY 27 MITTWOCH JUEVES THURSDAY 28 DONNERSTAG VIERNES FRIDAY 29 FREITAG SABADO SATURDAY 30 SAMSTAG DOMINGO SUNDAY 31 SONNTAG LUNES MONDAY
Location
Date 25/08/97
Time
Chart Replaced: Date 26/08/97
Time 08:00 Hrs
Remarks
PRINTED IN U.S.A.
KAHLSICO, El CAJON, CALIF. 92022 U.S.A.
CHART No. 3/01AM102

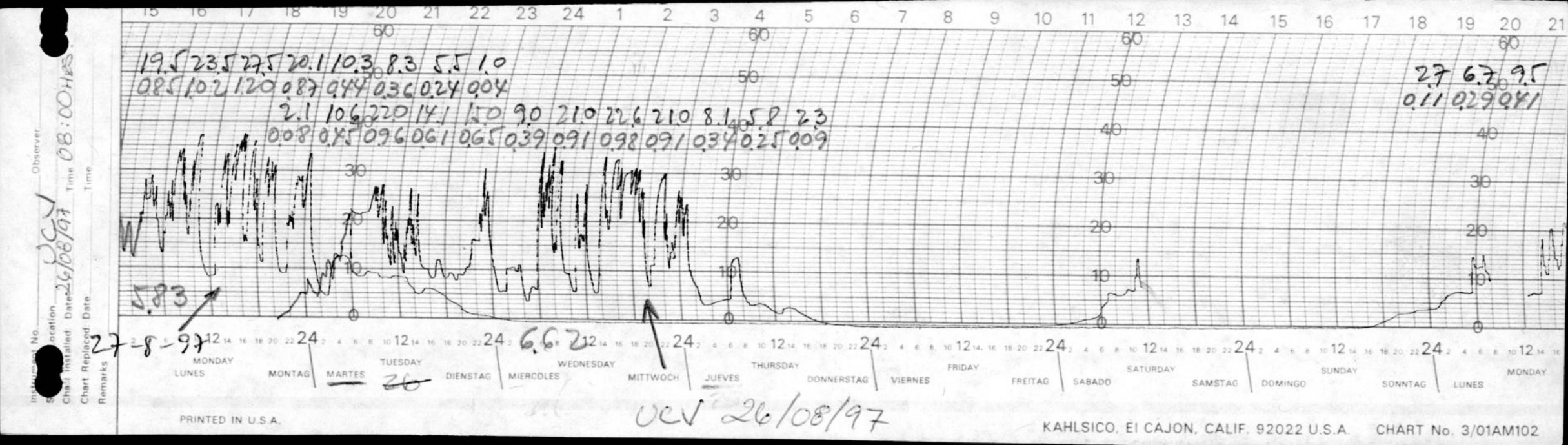
Instrument No.
Observer
Location
Chart Installed Date 26/08/97 Time 08:00Hrs
Chart Replaced Date Time
Remarks
19.5 23.5 27.5 20.1 10.3 8.3 5.5 1.0
0.85 1.02 1.20 0.87 0.44 0.36 0.24 0.04
2.1 10.6 22.0 14.1 15.0 9.0 21.0 22.6 21.0 8.1 5.8 2.3
0.08 0.45 0.96 0.61 0.65 0.39 0.91 0.98 0.91 0.34 0.25 0.09
27 6.7 9.5
0.11 0.29 0.41
5.83
27-8-97
6.62
MONDAY LUNES
TUESDAY MARTES
WEDNESDAY MIERCOLES
THURSDAY JUEVES
FRIDAY VIERNES
SATURDAY SABADO
SUNDAY DOMINGO
MONDAY LUNES
MONTAG
DIENSTAG
MITTWOCH
DONNERSTAG
FREITAG
SAMSTAG
SONNTAG
PRINTED IN U.S.A.
UCV 26/08/97
KAHLSICO, EL CAJON, CALIF. 92022 U.S.A.
CHART No. 3/01AM102

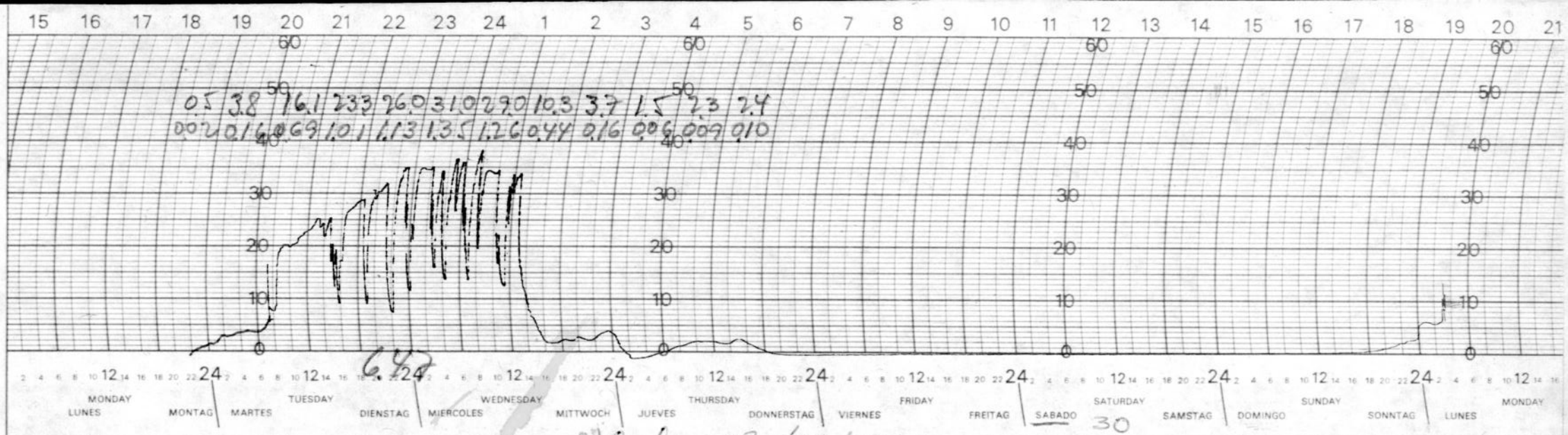

Station Location UCV
Chart Installed Date 30/08/97 Time 08:15hrs
Chart Replaced Date Time
Remarks

UCV 30/08/97.

PRINTED IN U.S.A.

KAHLSICO, EL CAJON, CALIF. 92022 U.S.A. CHART No. 3/01AM102

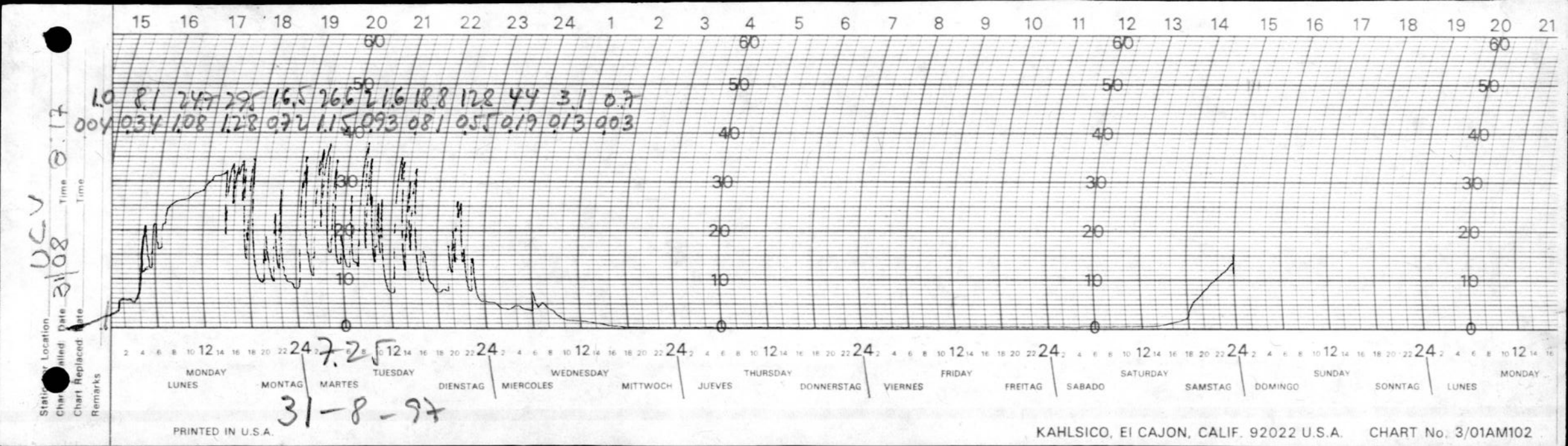
15 16 17 18 19 20 21 22 23 24 1 2 3 4 5 6 7 8 9 10 11 12 13 14 15 16 17 18 19 20 21
LO 8.1 24.7 29.5 16.5 26.6 21.6 18.8 12.8 4.4 3.1 0.7
004 0.34 1.08 1.28 0.72 1.15 0.93 0.81 0.55 0.19 0.13 0.03
Station or Location UCV
Chart Called Date 31/08 Time 0:17
Chart Replaced Date Time
Remarks
7.2
MONDAY LUNES MONTAG TUESDAY MARTES DIENSTAG WEDNESDAY MIERCOLES MITTWOCH THURSDAY JUEVES DONNERSTAG FRIDAY VIERNES FREITAG SATURDAY SABADO SAMSTAG SUNDAY DOMINGO SONNTAG MONDAY LUNES
31-8-97
PRINTED IN U.S.A.
KAHLSICO, El CAJON, CALIF. 92022 U.S.A. CHART No. 3/01AM102

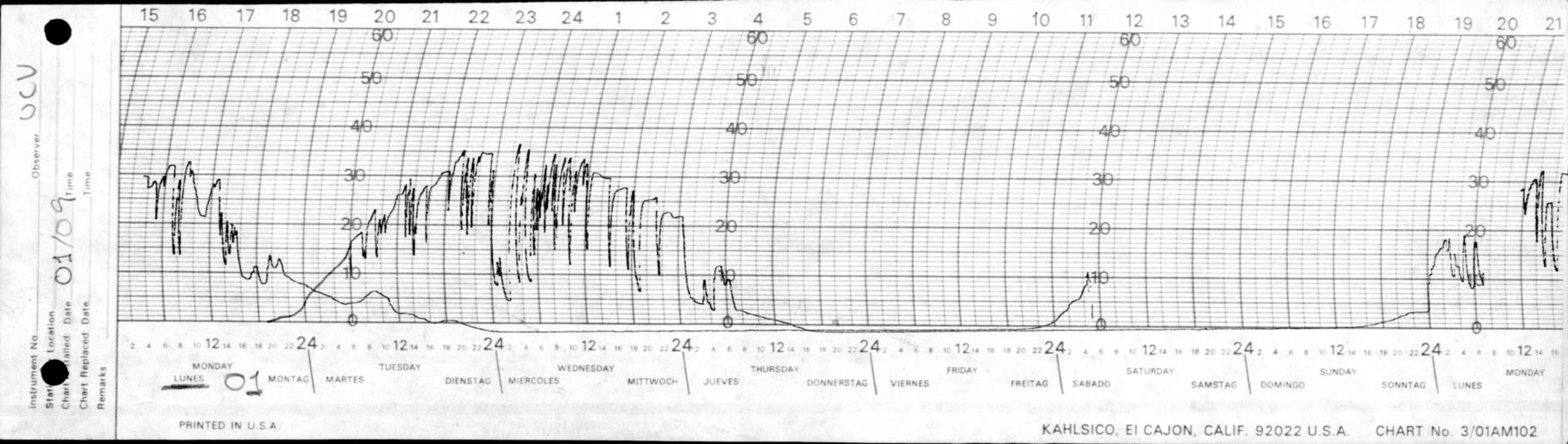
Instrument No.
Observer UCV
Station
Location
Chart Installed Date 01/09 Time
Chart Replaced Date Time
Remarks
15 16 17 18 19 20 21 22 23 24 1 2 3 4 5 6 7 8 9 10 11 12 13 14 15 16 17 18 19 20 21
60 50 40 30 20 10 0
MONDAY LUNES 01 MONTAG
TUESDAY MARTES DIENSTAG
WEDNESDAY MIERCOLES MITTWOCH
THURSDAY JUEVES DONNERSTAG
FRIDAY VIERNES FREITAG
SATURDAY SABADO SAMSTAG
SUNDAY DOMINGO SONNTAG
LUNES MONDAY
PRINTED IN U.S.A.
KAHLSICO, El CAJON, CALIF. 92022 U.S.A. CHART No. 3/01AM102

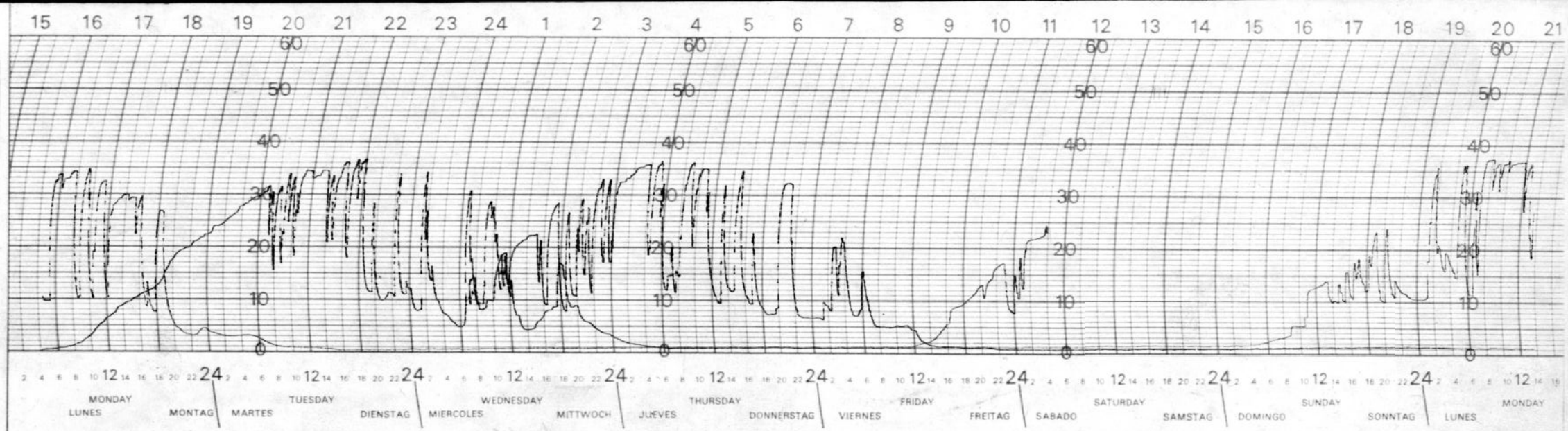

Station Location
Chart Pulled Date Time
Chart Replaced Date Time
Remarks

PRINTED IN U.S.A.

KAHLSICO, El CAJON, CALIF. 92022 U.S.A. CHART No. 3/01AM102

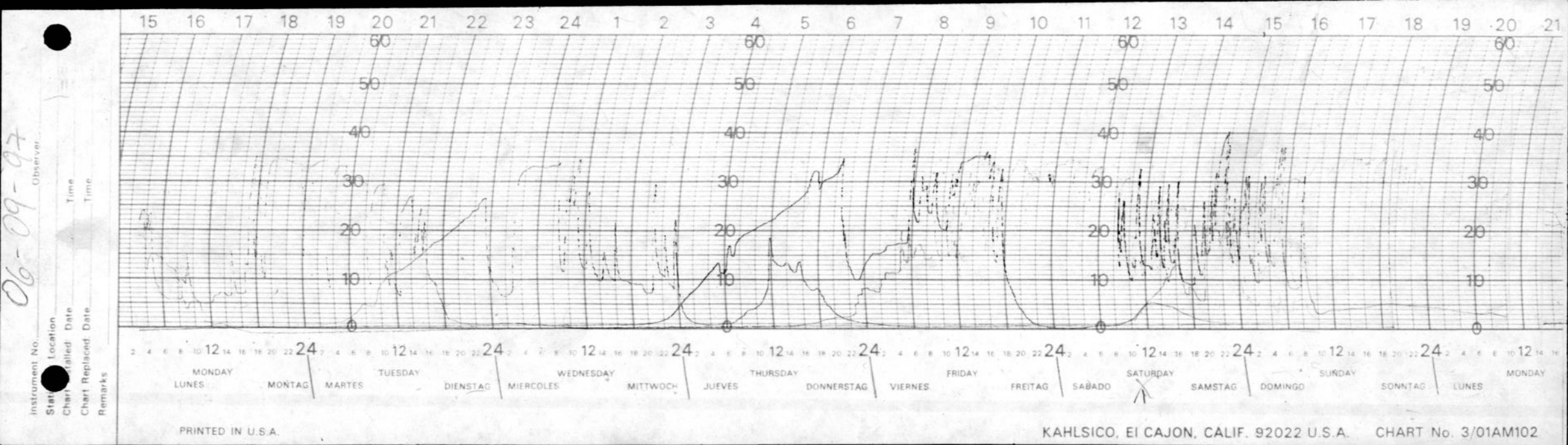
15 16 17 18 19 20 21 22 23 24 1 2 3 4 5 6 7 8 9 10 11 12 13 14 15 16 17 18 19 20 21
60
50
40
30
20
10
0
MONDAY
LUNES
MONTAG
TUESDAY
MARTES
DIENSTAG
WEDNESDAY
MIERCOLES
MITTWOCH
THURSDAY
JUEVES
DONNERSTAG
FRIDAY
VIERNES
FREITAG
SATURDAY
SABADO
SAMSTAG
SUNDAY
DOMINGO
SONNTAG
MONDAY
LUNES
Instrument No.
Observer
Location
Time
Date
Time
Remarks
06-09-97
PRINTED IN U.S.A.
KAHLSICO, El CAJON, CALIF. 92022 U.S.A.
CHART No. 3/01AM102

428

237892

21-25-39

23-25-37

24-27-30

24-25-26

23

680.50

250

90.4

10.0

32.5

20.0

250

42.8

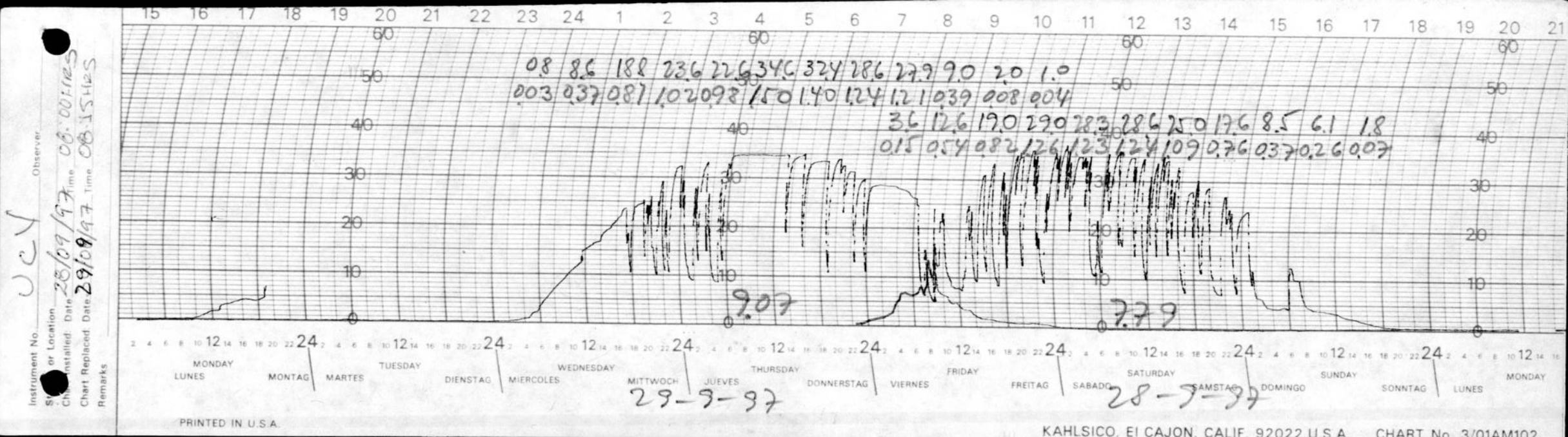
Instrument No. UCV
Observer
Site or Location
Chart Installed: Date 28/09/97 Time 08:00Hrs
Chart Replaced: Date 29/09/97 Time 08:15Hrs
Remarks
08 8.6 18.8 23.6 22.6 34.6 32.4 28.6 27.9 9.0 2.0 1.0
0.03 0.37 0.81 1.02 0.98 1.50 1.40 1.24 1.21 0.39 0.08 0.04
3.6 12.6 19.0 29.0 28.3 28.6 25.0 17.6 8.5 6.1 1.8
0.15 0.54 0.82 1.26 1.23 1.24 1.09 0.76 0.37 0.26 0.07
2.07
7.79
MONDAY LUNES
TUESDAY MONTAG MARTES
WEDNESDAY DIENSTAG MIERCOLES
THURSDAY MITTWOCH JUEVES
FRIDAY DONNERSTAG VIERNES
SATURDAY FREITAG SABADO
SUNDAY SAMSTAG DOMINGO
MONDAY SONNTAG LUNES
29-9-97
28-9-97
PRINTED IN U.S.A.
KAHLSICO, El CAJON, CALIF. 92022 U.S.A.
CHART No. 3/01AM102

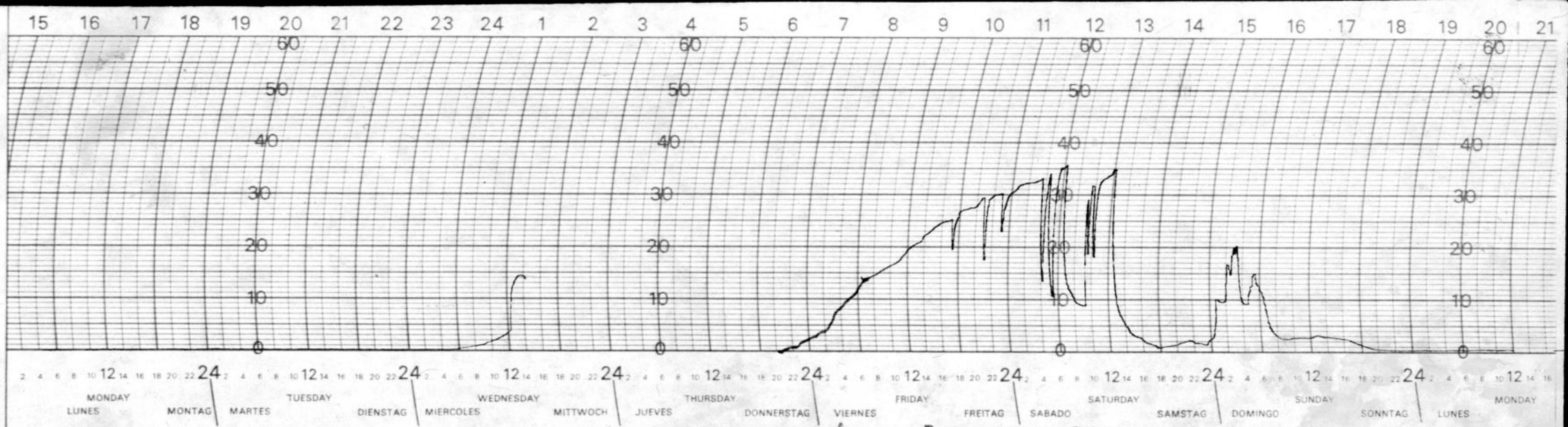

Station Location
Chart Installed Date Time
Chart Replaced Date Time
Remarks

U.C.V. 30-9-97

PRINTED IN U.S.A.

KAHLSICO, EL CAJON, CALIF. 92022 U.S.A. CHART No. 3/01AM102

105.0 13.0

238030 22.9

900 20.6

22-23-31 30.0

23-24-32 19.1

25-27 82%

21-23-23

23

679.75

17.7 23.5

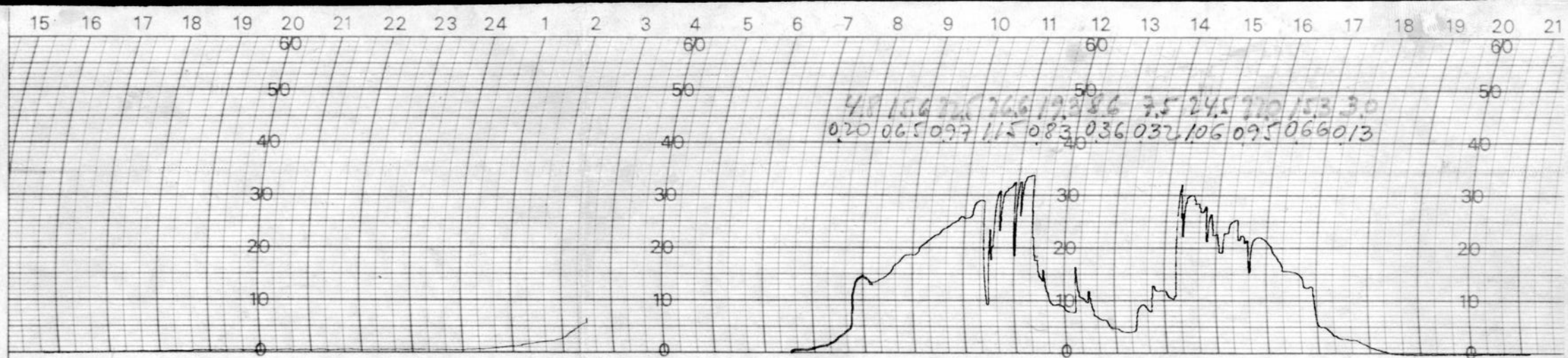

Station Location
Chart Installed Date Time
Chart Replaced Date Time
Remarks

PRINTED IN U.S.A.

KAHLSICO, EI CAJON, CALIF. 92022 U.S.A. CHART No. 3/01AM102

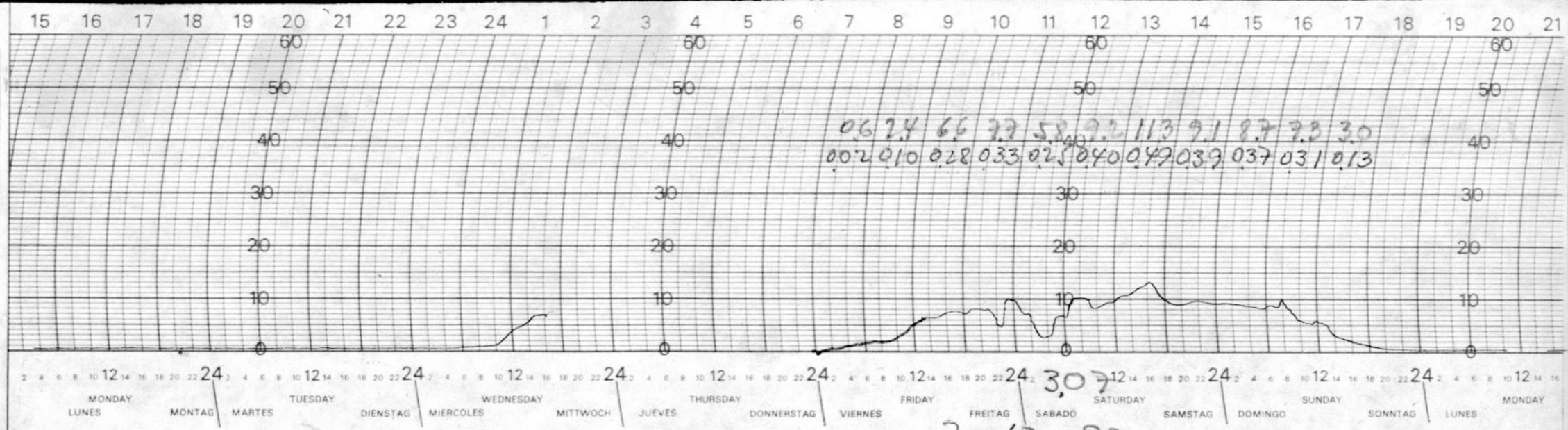

Instrument No. _____ Observer _____

Station _____ Location _____

Chart Installed: Date _____ Time _____

Chart Replaced: Date _____ Time _____

Remarks

U.C.V. 2-10-97

PRINTED IN U.S.A.

KAHLSICO, EL CAJON, CALIF. 92022 U.S.A. CHART No. 3/01AM102

238090 166

82.0 24.6

22-23-25 71.6

22-23-26 80%

24-25 8/8

22 SC-AC

22-23 23.0

679 20.5

23.0 3.5

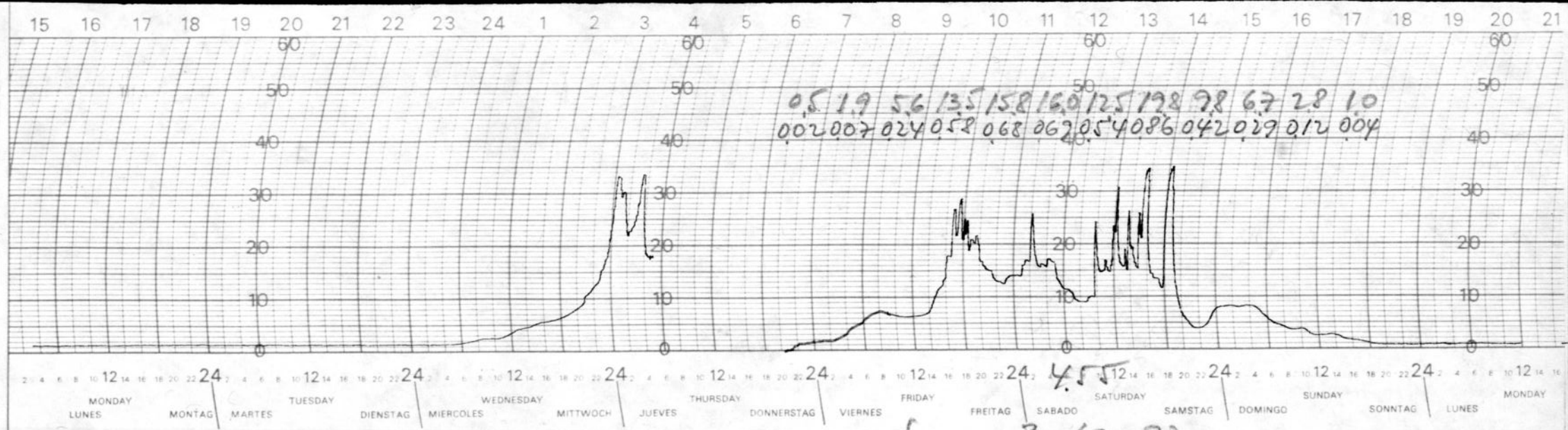

Instrument No. Observer

Station Location

Chart Installed: Date Time

Chart Replaced: Date Time

Remarks

PRINTED IN U.S.A.

KAHLSICO, El CAJON, CALIF. 92022 U.S.A. CHART No. 3/01AM102

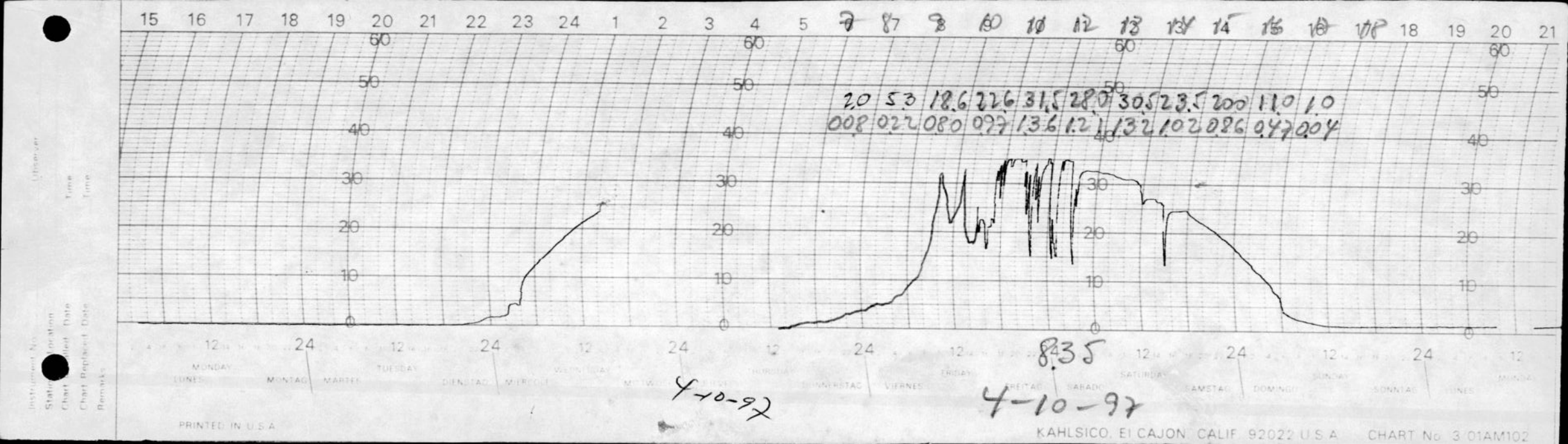
15 16 17 18 19 20 21 22 23 24 1 2 3 4 5 7 8 9 10 11 12 13 14 15 16 17 18 19 20 21
2.0 5.3 18.6 22.6 31.5 28.0 30.5 23.5 20.0 11.0 1.0
0.08 0.22 0.80 0.97 13.6 1.21 13.2 1.02 0.86 0.47 0.04
8:35
4-10-97
4-10-97
MONDAY
TUESDAY
PRINTED IN U.S.A.
KAHLSICO, EL CAJON CALIF. 92022 U.S.A.
CHART No. 3 01AM102

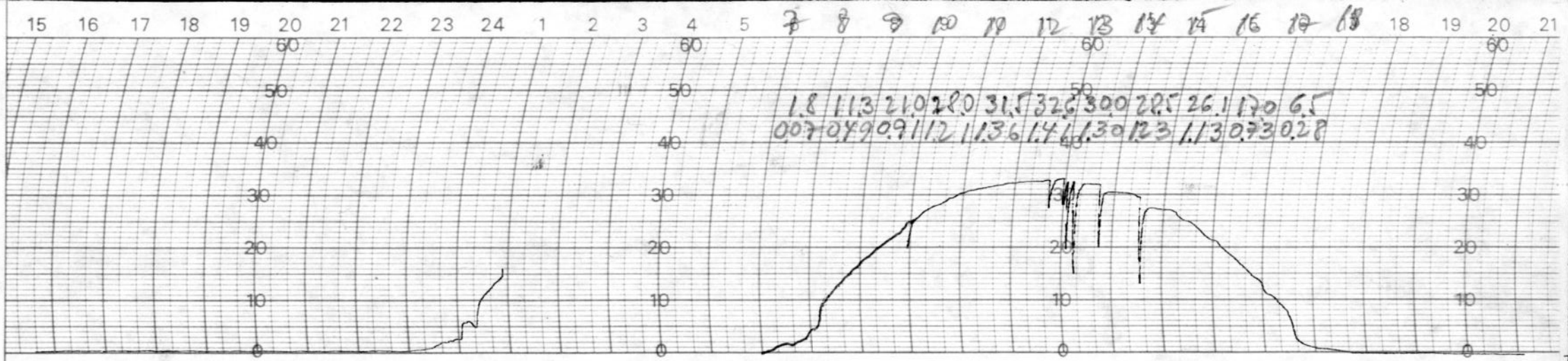

Station Location
Chart Installed: Date Time
Chart Replaced: Date Time
Remarks

PRINTED IN U.S.A.

KAHLSICO, El CAJON, CALIF. 92022 U.S.A. CHART No. 3/01AM102

238 187

71.3

22-32

22-23-34

24-27

23-24

22

24.8

10.0

23.4

20.2

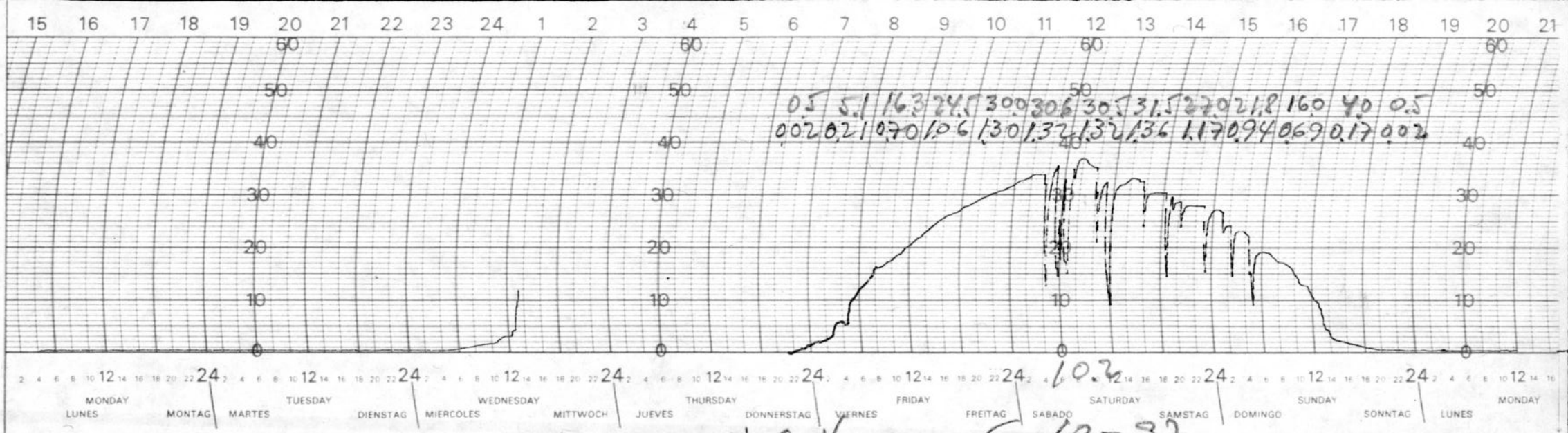

Station Location
Chart Installed: Date Time
Chart Replaced: Date Time
Remarks

U.C.V.

6-10-97

PRINTED IN U.S.A.

KAHLSICO, El CAJON, CALIF. 92022 U.S.A. CHART No. 3/01AM102

238224 13.4

74.5 23.4

23-33 21.4

23-24-33 86%

24-25-27 31.1

23-24 21.1

22

680.0

23.0

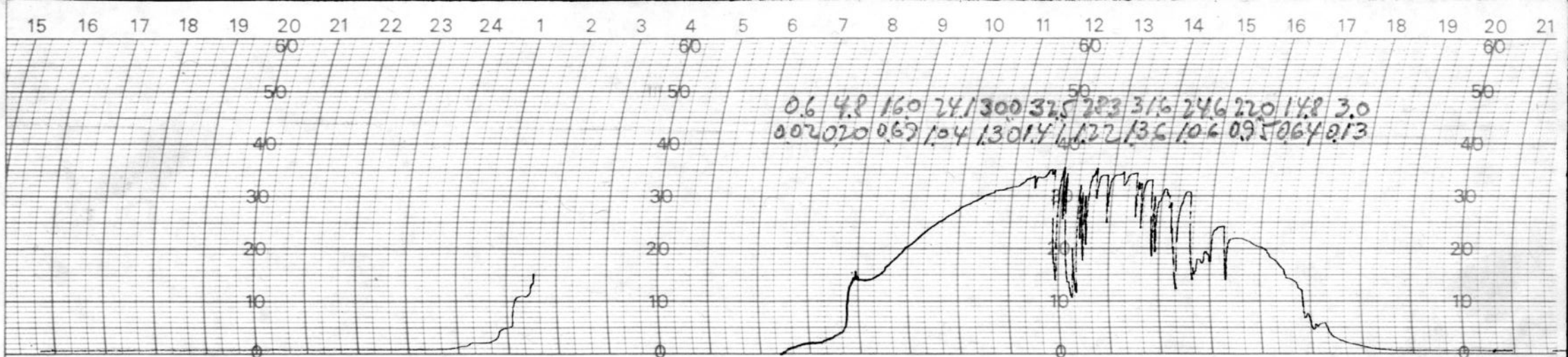

PRINTED IN U.S.A.
KAHLSICO, El CAJON, CALIF. 92022 U.S.A. CHART No. 3/01AM102

238-261
692

23-34
24-34
25-28
23-24
22

680.0
24.0

18.1

31.5
20.0

23.0
20.8
20%

4/8
CS

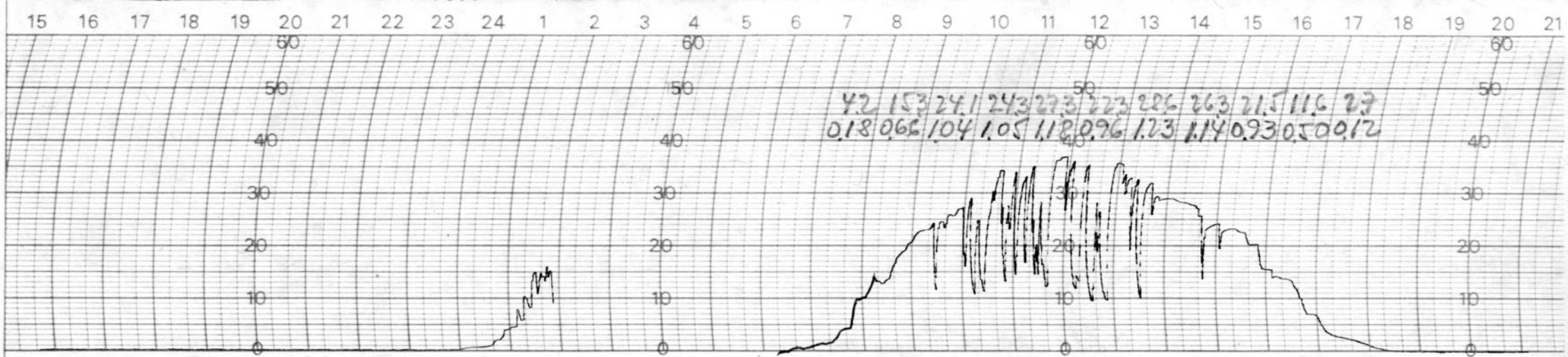

Station Location _____ Time _____
Chart Placed Date _____
Chart Replaced Date _____ Time _____
Remarks _____

8-9-97

U.C.V.

8-10-97

PRINTED IN U.S.A.

KAHLSICO, El CAJON, CALIF. 92022 U.S.A. CHART No. 3/01AM102

238293

74.8

23-24 33

24-29

25-28

24-25

22-23

680.0

23.5

20.1

30.7

19.4

22.8

85%

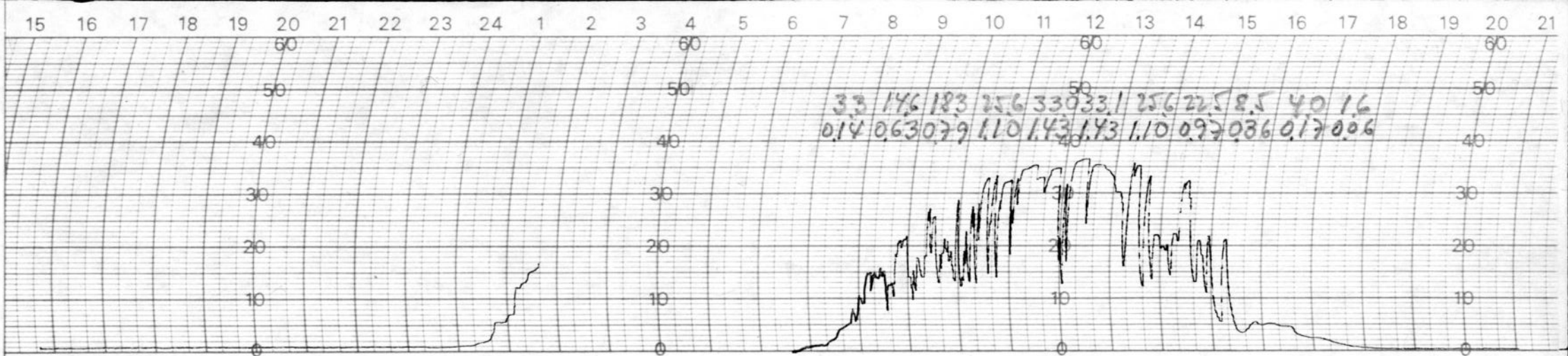

Station Location
Chart Installed: Date Time
Chart Replaced: Date Time
Remarks

U.C.V.

PRINTED IN U.S.A.

KAHLSICO, EL CAJON, CALIF. 92022 U.S.A. CHART No. 3/01AM102

70.8

238321

23-24-34

24-25-34

25-28

24-25

22-23

67730

24.5

224

28.8

20.8

71

31.2

20.2

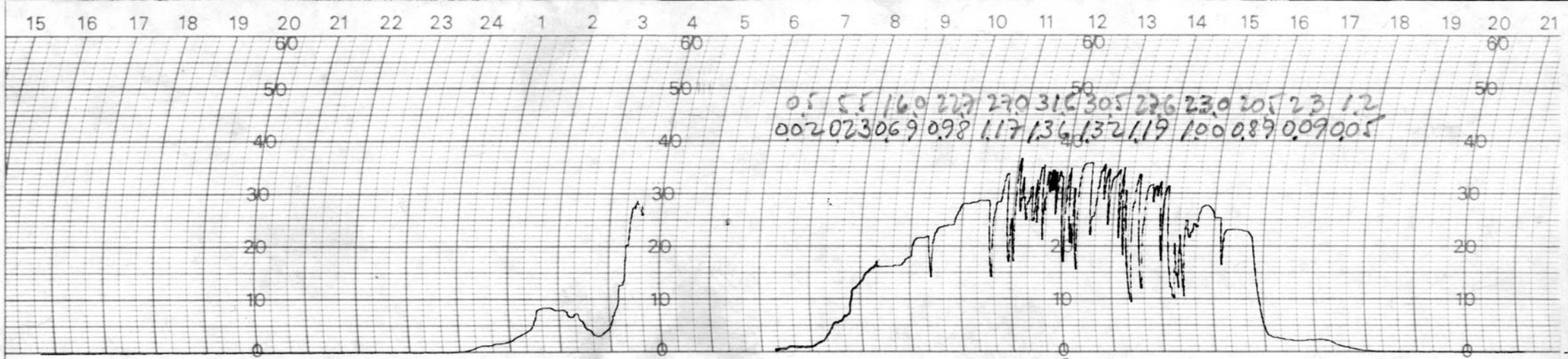

Station Location
Chart Removed: Date Time
Chart Replaced: Date Time
Remarks

U.C.N.

10-10-97

PRINTED IN U.S.A.

KAHLSICO, EL CAJON, CALIF. 92022 U.S.A. CHART No. 3/01AM102

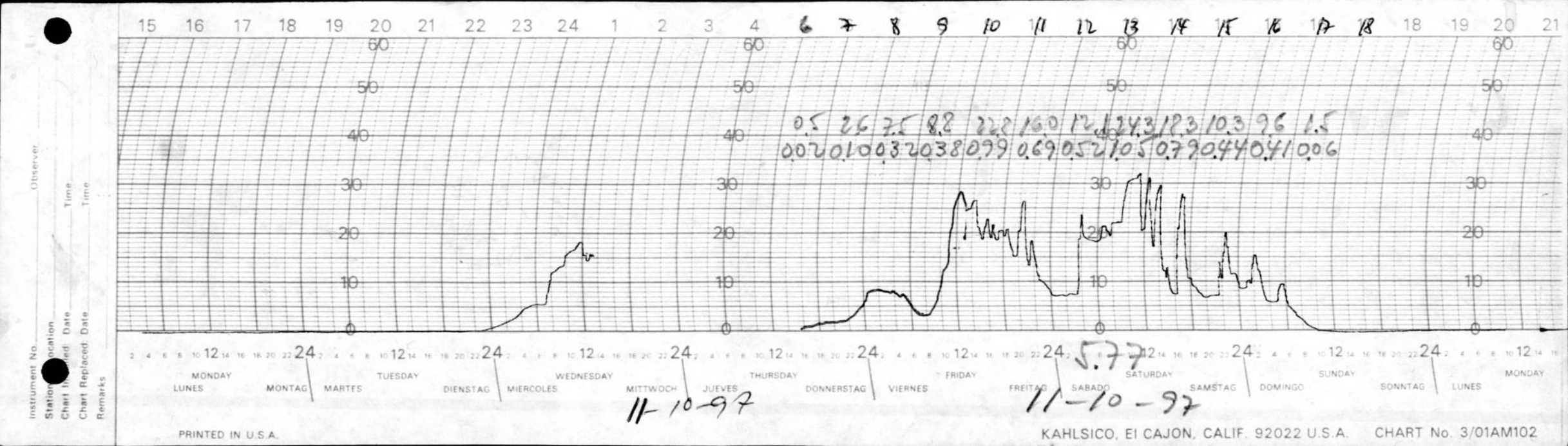
15 16 17 18 19 20 21 22 23 24 1 2 3 4 6 7 8 9 10 11 12 13 14 15 16 17 18 18 19 20 21
0.5 2.6 7.5 8.8 22.2 16.0 12.1 24.3 18.3 10.3 9.6 1.5
0.00 2.01 0.03 2.03 8.07 9 0.69 0.52 1.05 0.79 0.44 0.41 0.06
MONDAY LUNES
TUESDAY MARTES MONTAG DIENSTAG
WEDNESDAY MIERCOLES MITTWOCH
THURSDAY JUEVES DONNERSTAG
FRIDAY VIERNES FREITAG
SATURDAY SABADO SAMSTAG
SUNDAY DOMINGO SONNTAG
MONDAY LUNES
11-10-97
11-10-97
5.77
Instrument No.
Observer
Station Location
Chart Installed: Date Time
Chart Replaced: Date Time
Remarks
PRINTED IN U.S.A.
KAHLSICO, EI CAJON, CALIF. 92022 U.S.A. CHART No. 3/01AM102

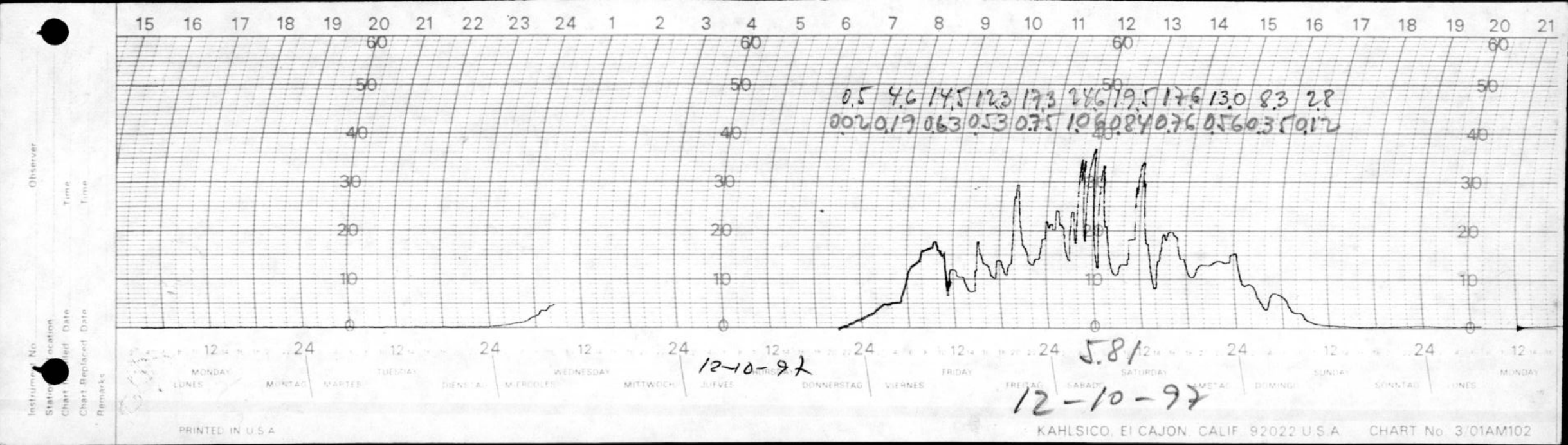
15 16 17 18 19 20 21 22 23 24 1 2 3 4 5 6 7 8 9 10 11 12 13 14 15 16 17 18 19 20 21
0 10 20 30 40 50 60
0.5 4.6 14.5 12.3 17.3 24.6 19.5 17.6 13.0 8.3 2.8
0.02 0.19 0.63 0.53 0.75 1.06 0.84 0.76 0.56 0.35 0.12
MONDAY LUNES
TUESDAY MARTES
WEDNESDAY MIERCOLES
THURSDAY JUEVES
FRIDAY VIERNES
SATURDAY SABADO
SUNDAY DOMINGO
MONDAY LUNES
12-10-97
5.81
12-10-97
PRINTED IN U.S.A.
KAHLSICO, EL CAJON, CALIF. 92022 U.S.A. CHART No. 3/01AM102

238400

820

23-29

24-30

25-26

22-23

22-23

677.25

25.0

(902.7)

20.1

10.0

24.2

21.8

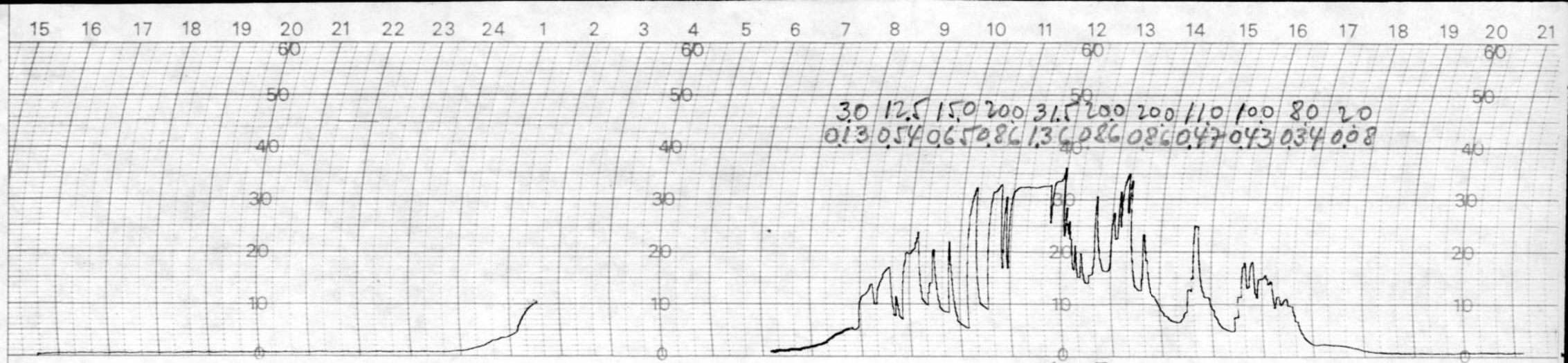

Instrument No.
Station
Chart Installed Date
Chart Replaced Date
Remarks
Observer
Time
Time

PRINTED IN U.S.A.

KAHLSICO EL CAJON, CALIF. 92022 U.S.A. CHART No. 3/01AM102

238423

797

24-30

28-31

25-27

23-24

22

677.65

24.0

12.2

82%

30.5

21.2

24.6

22.4

7/8

CS

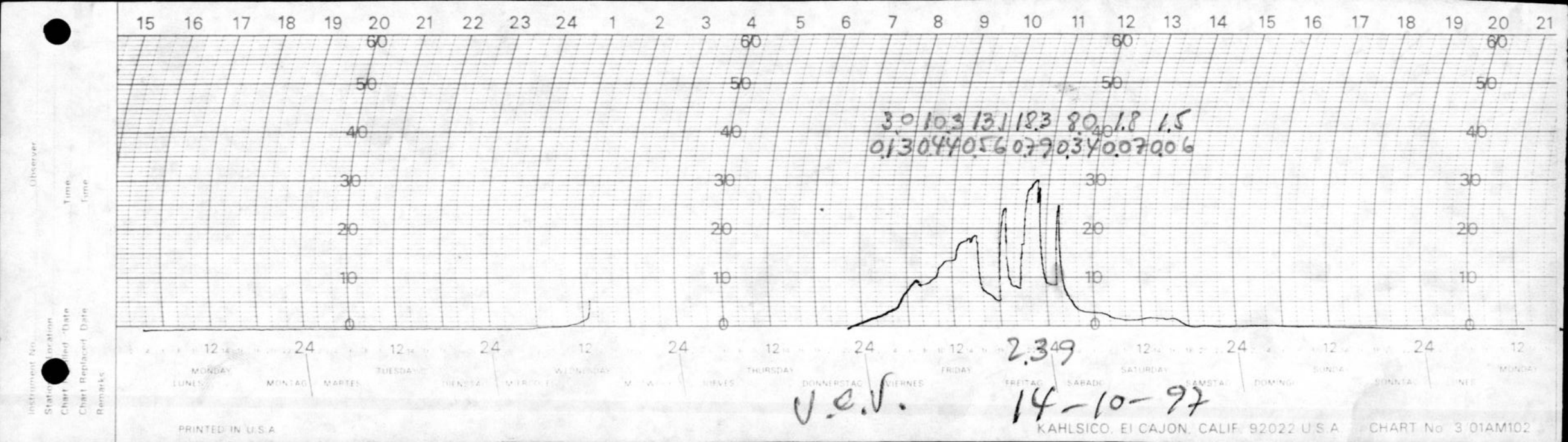

15 16 17 18 19 20 21 22 23 24 1 2 3 4 5 6 7 8 9 10 11 12 13 14 15 16 17 18 19 20 21
60 50 40 30 20 10 0
3.0 10.3 13.1 18.3 8.0 1.8 1.5
0.13 0.44 0.56 0.79 0.34 0.07 0.06
2.349
MONDAY LUNES MONTAG MARTES TUESDAY WEDNESDAY THURSDAY JUEVES DONNERSTAG VIERNES FRIDAY FREITAG SABADO SATURDAY SAMSTAG DOMINGO SUNDAY SONNTAG LUNES MONDAY
V.C.V.
14-10-97
PRINTED IN U.S.A.
KAHLSICO, El CAJON, CALIF. 92022 U.S.A.
CHART No. 3 01AM102

238433

683

22-27

23-28

25-26

21-23

22

12.9

88%

29.6

19.5

22.4

20.7

4.7

677.95

28.5

80.0

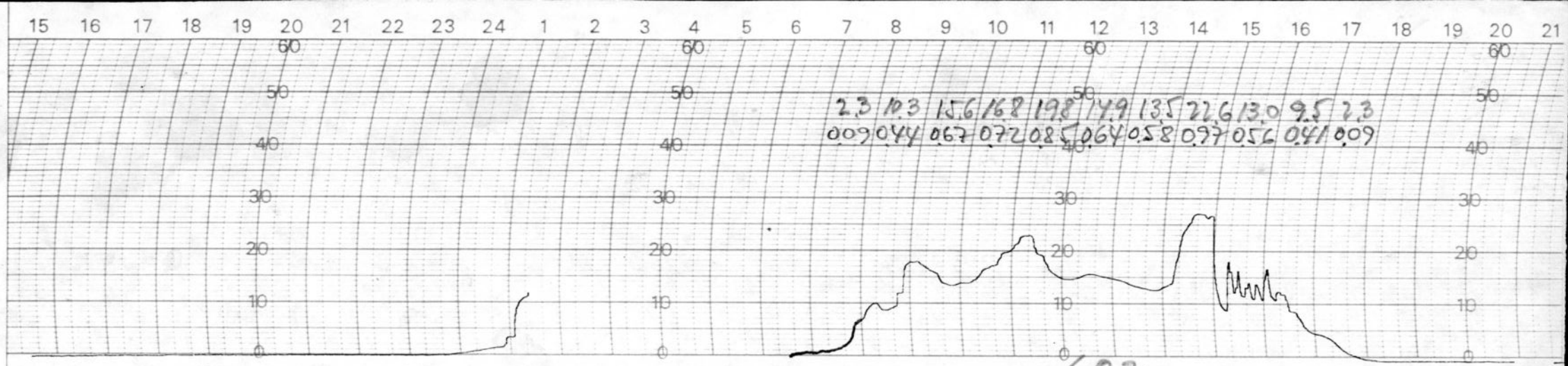

Instrument No.
Station
Chart Installed Date
Chart Replaced Date
Remarks
Observer
Time
Time

PRINTED IN U.S.A.
KAHLSICO, EL CAJON, CALIF. 92022 U.S.A. CHART No. 3 01AM102

238449

77.4

22-23-28

23 24 25

25-26

22-23

92

679.0

24.0

14.5

78%

30.9

15.9

23.8

21.2

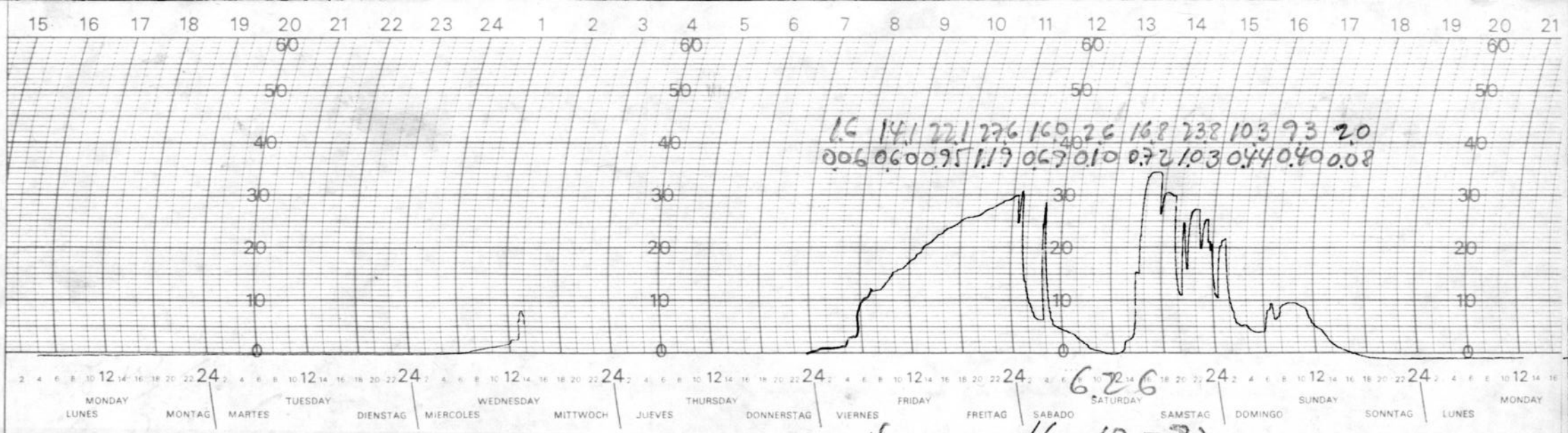

626

U.C.V.

16-10-97

Instrument No. Observer
Station Location Time
Chart Installed: Date Time
Chart Replaced: Date
Remarks

PRINTED IN U.S.A.

KAHLSICO, El CAJON, CALIF. 92022 U.S.A. CHART No. 3/01AM102

238466 15.8

64.9 70.0

86%

22-29 31.0

23-30 18.8

25-26 21.6

22 19.7

22

2/8

cc

30.5

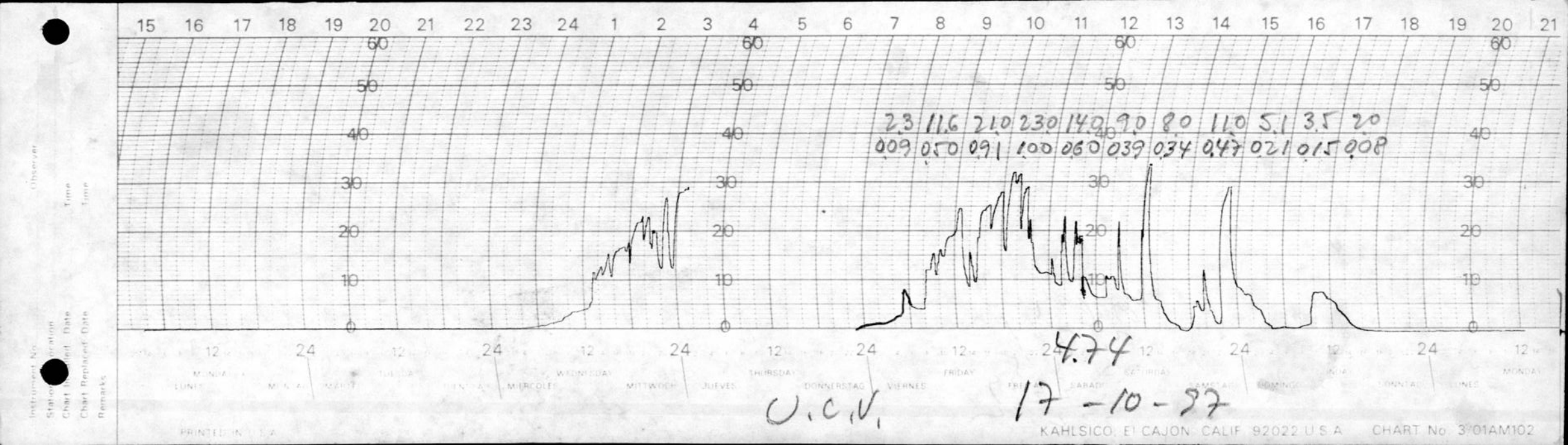

2.3 11.6 21.0 23.0 14.0 9.0 8.0 11.0 5.1 3.5 2.0
0.09 0.50 0.91 1.00 0.60 0.39 0.34 0.47 0.21 0.15 0.08
4.74
U.C.V.
17-10-97
KAHLSICO, El CAJON, CALIF. 92022 U.S.A.
CHART No. 3701AM102

238480

79,0

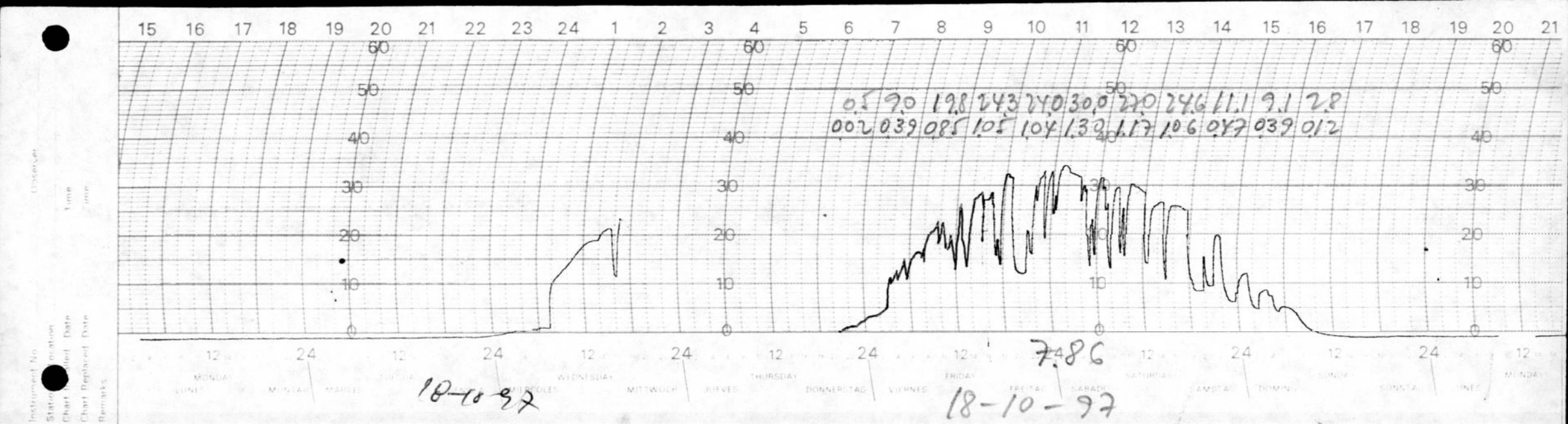

PRINTED IN U.S.A.

KAHLSICO, EL CAJON, CALIF. 92022 U.S.A. CHART No. 3/01AM102

3125 23
3225 23
29 27 27
23 22 2
22 22 2

75,0
23850

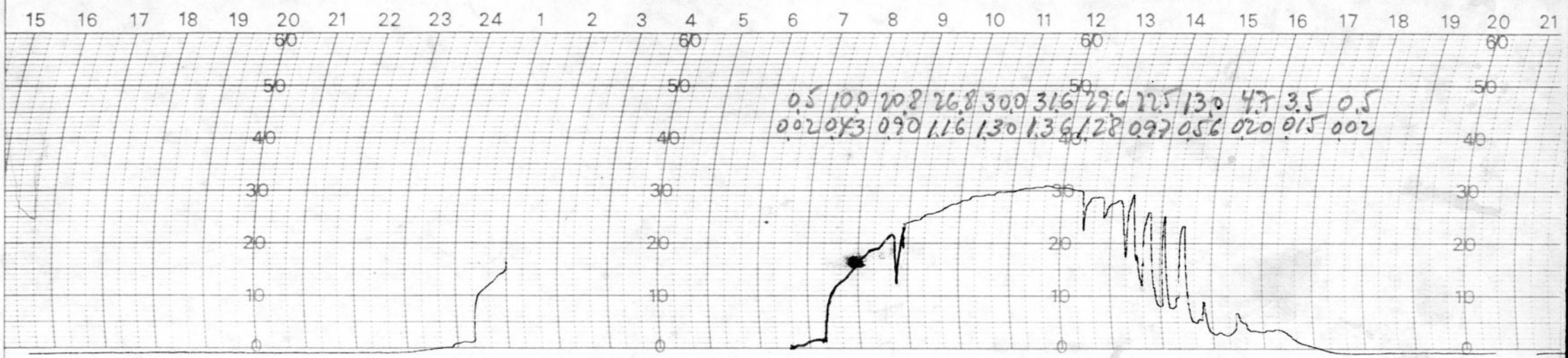

Instrument No. Observer
Station Location Time
Chart Put on Relief Date Time
Chart Replaced Date
Remarks

PRINTED IN U.S.A.

KAHLSICO EL CAJON, CALIF. 92022 U.S.A. CHART No. 3 01AM102

20.2

23.8

22-23-31

22-23-32

24-26

22-24

24

67.8

23823

680.0

24.0

238

25.7

23

48-58

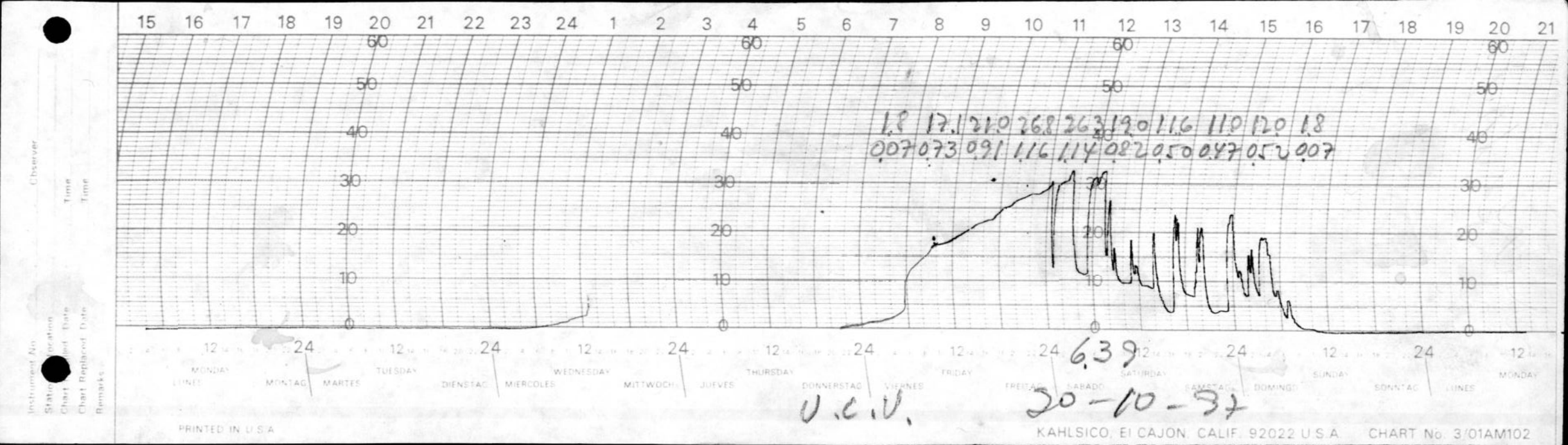
15 16 17 18 19 20 21 22 23 24 1 2 3 4 5 6 7 8 9 10 11 12 13 14 15 16 17 18 19 20 21
1.8 17.1 21.0 26.8 26.3 19.0 11.6 11.0 12.0 1.8
0.07 0.73 0.91 1.16 1.14 0.82 0.50 0.47 0.52 0.07
6.39
MONDAY LUNES
TUESDAY MONTAG MARTES
WEDNESDAY DIENSTAG MIERCOLES
THURSDAY MITTWOCH JUEVES
FRIDAY DONNERSTAG VIERNES
SATURDAY FREITAG SABADO
SUNDAY SAMSTAG DOMINGO
MONDAY SONNTAG LUNES
U.C.V.
20-10-97
PRINTED IN U.S.A.
KAHLSICO, EL CAJON, CALIF. 92022 U.S.A. CHART No. 3/01AM102

78.2 21.7

2385 35 21.6

19.4

22-29 84%

22-29 31.3

24-25 18.9

22-23

22 0.8

6790

24.0

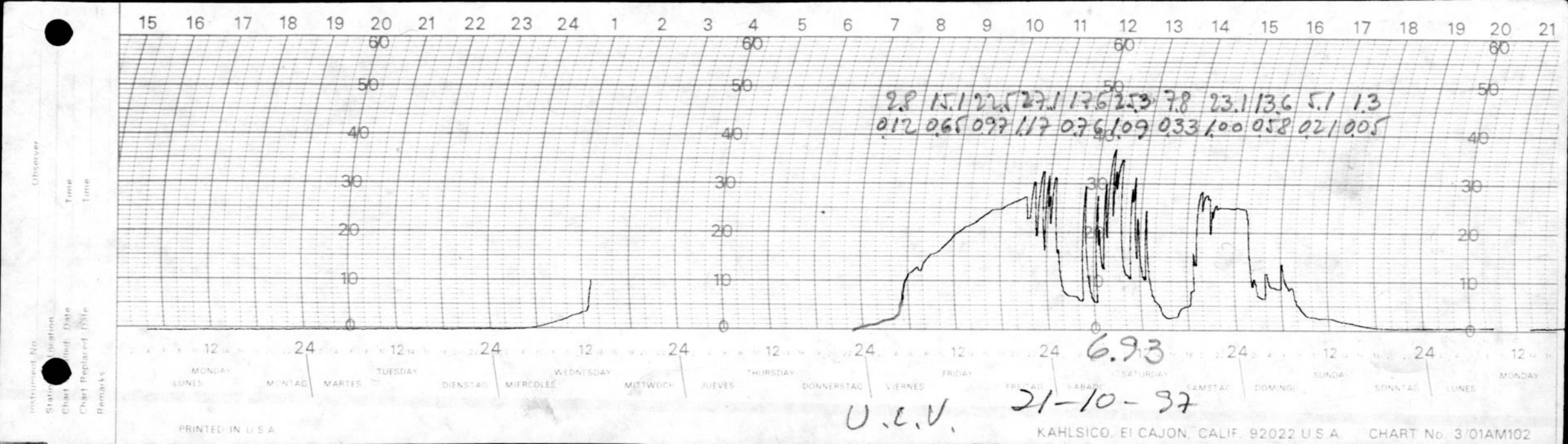
15 16 17 18 19 20 21 22 23 24 1 2 3 4 5 6 7 8 9 10 11 12 13 14 15 16 17 18 19 20 21
60
50
40
30
20
10
0
2.8 15.1 22.5 27.1 17.6 2.3 7.8 23.1 13.6 5.1 1.3
0.12 0.65 0.97 1.17 0.76 0.09 0.33 1.00 0.58 0.22 0.05
6.93
MONDAY LUNES
TUESDAY MONTAG MARTES
WEDNESDAY DIENSTAG MIERCOLES
THURSDAY MITTWOCH JUEVES
FRIDAY DONNERSTAG VIERNES
SATURDAY FREITAG SABADO
SUNDAY SAMSTAG DOMINGO
MONDAY SONNTAG LUNES
U.C.V. 21-10-37
PRINTED IN U.S.A.
KAHLSICO, EL CAJON, CALIF. 92022 U.S.A.
CHART No. 3/01AM102

737

238-57

22-23-31

22-23-31

25-26

22-23

22

679.75

24.0

23.8

30.6

19.9

82%

22.5

20.5

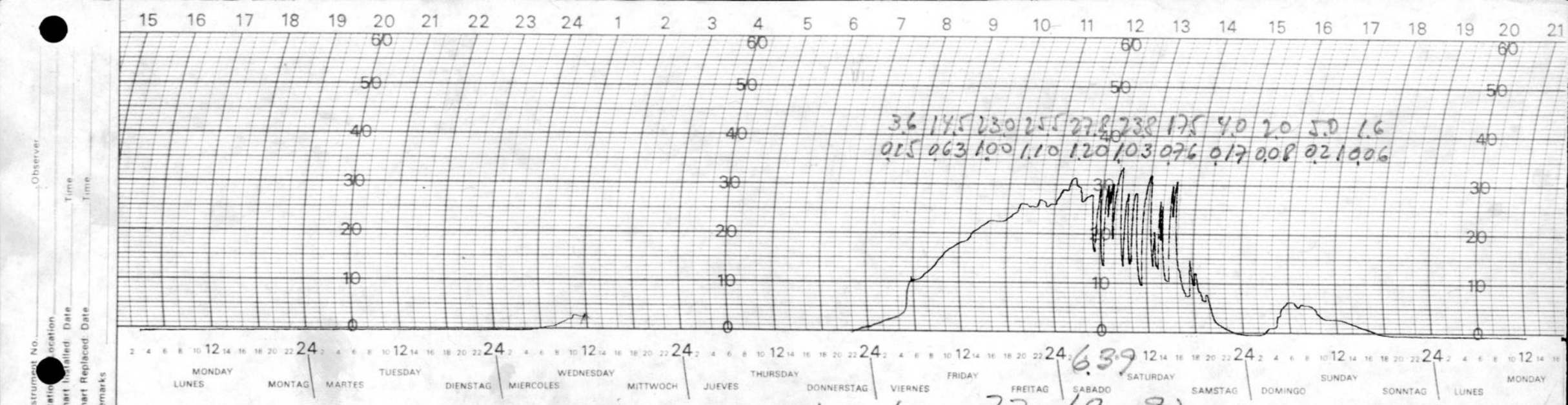

Instrument No. _____ Observer _____
Station _____ Location _____
Chart Installed: Date _____ Time _____
Chart Replaced: Date _____ Time _____
Remarks _____

U.C.V. 22-10-97

PRINTED IN U.S.A.
KAHLSICO, El CAJON, CALIF. 92022 U.S.A. CHART No. 3/01AM102

70.1

238572

80°

22-32

23-33

25-26

23

22

679.75

25.0

21.2

10.0

30.7

19.4

74%

22.4

19.8

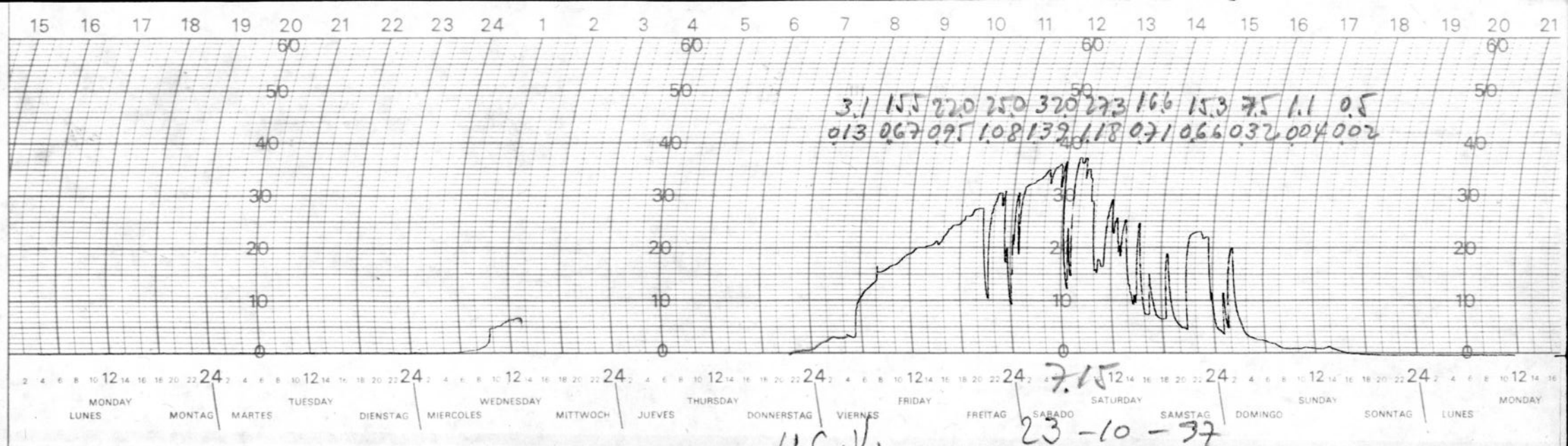

Instrument No. _____ Observer _____

Station _____ Location _____

Chart Installed Date _____ Time _____

Chart Replaced Date _____ Time _____

Remarks _____

PRINTED IN U.S.A.

KAHLSICO, El CAJON, CALIF. 92022 U.S.A. CHART No. 3/01AM102

238157

753

22-23-34

23-24-34

25-26

23

22

679.30

25.0

12.4

23.3

20.8

~~23.2~~

31.6

19.5

78%

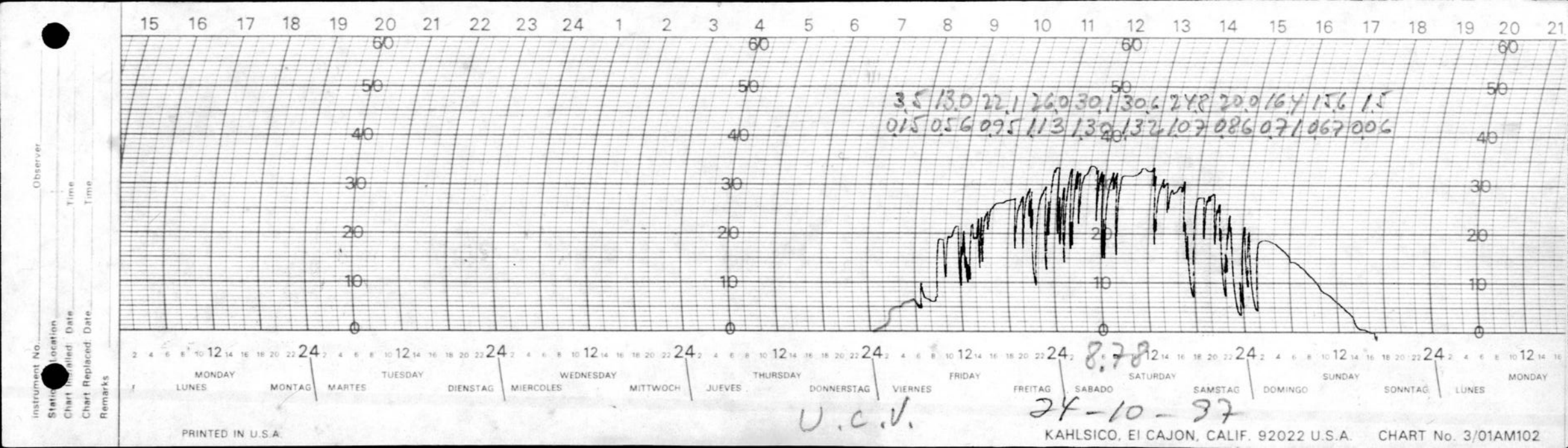

Instrument No. Observer
Station Location
Chart Installed: Date Time
Chart Replaced: Date Time
Remarks

35 27 24
28 25
36 25 25
27 25 25
25 25 25
22 2 22

72
238623

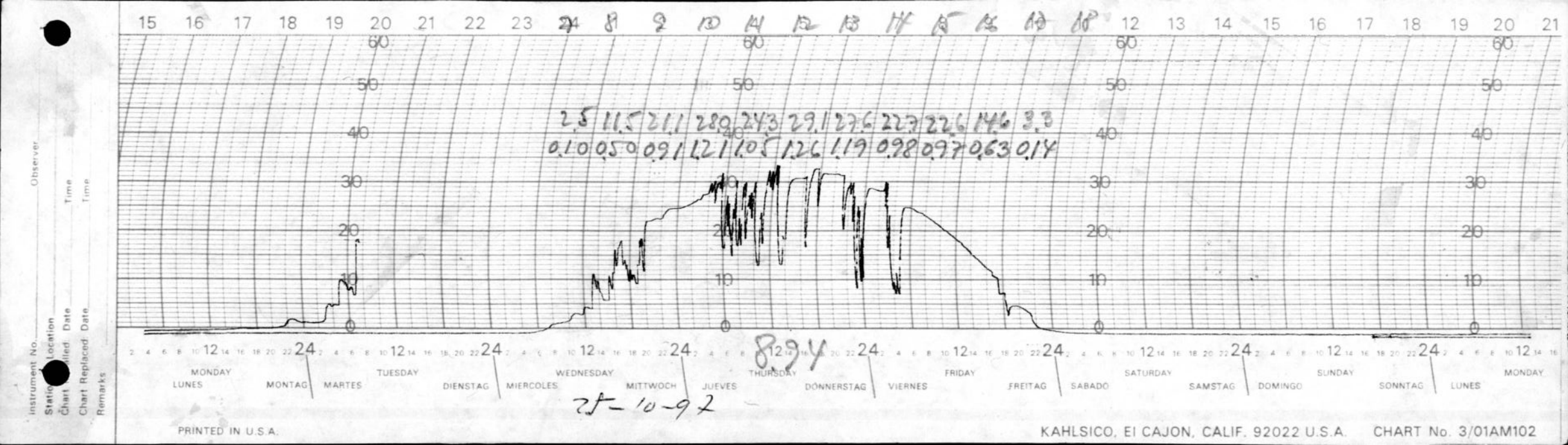
15 16 17 18 19 20 21 22 23 24 8 9 10 11 12 13 14 15 16 17 18 19 20 21
2.5 11.5 21.1 28.9 24.3 29.1 27.6 22.3 22.6 14.6 3.3
0.10 0.50 0.91 1.21 1.05 1.26 1.19 0.98 0.97 0.63 0.14
8.24
MONDAY LUNES
MONTAG
TUESDAY MARTES
DIENSTAG
WEDNESDAY MIERCOLES
MITTWOCH
THURSDAY JUEVES
DONNERSTAG
FRIDAY VIERNES
FREITAG
SATURDAY SABADO
SAMSTAG
SUNDAY DOMINGO
SONNTAG
MONDAY LUNES
25-10-92
PRINTED IN U.S.A.
KAHLSICO, El CAJON, CALIF. 92022 U.S.A. CHART No. 3/01AM102

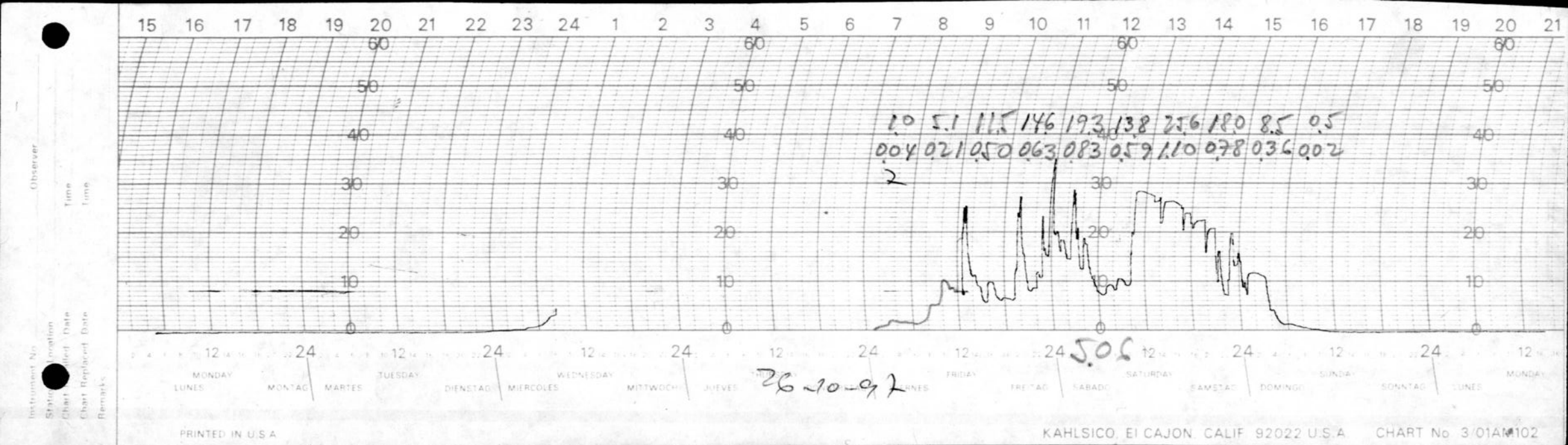
15 16 17 18 19 20 21 22 23 24 1 2 3 4 5 6 7 8 9 10 11 12 13 14 15 16 17 18 19 20 21
60
50
40
30
20
10
0
1.0 5.1 11.5 14.6 19.3 13.8 25.6 18.0 8.5 0.5
0.04 0.21 0.50 0.63 0.83 0.59 1.10 0.78 0.36 0.02
2
5.06
MONDAY LUNES
TUESDAY MARTES
WEDNESDAY MIERCOLES
FRIDAY VIERNES
SATURDAY SABADO
SUNDAY DOMINGO
MONDAY LUNES
26-10-92
Instrument No
Observer
Station
Location
Chart Collect Date
Time
Chart Replacer Date
Time
Remarks
PRINTED IN U.S.A.
KAHLSICO, El CAJON, CALIF. 92022 U.S.A.
CHART No. 3 01AM102

238+02

76.0

23-29

24-30

26-27

23-25

22

679.15

240

19.8

22.7

20.8

11.8

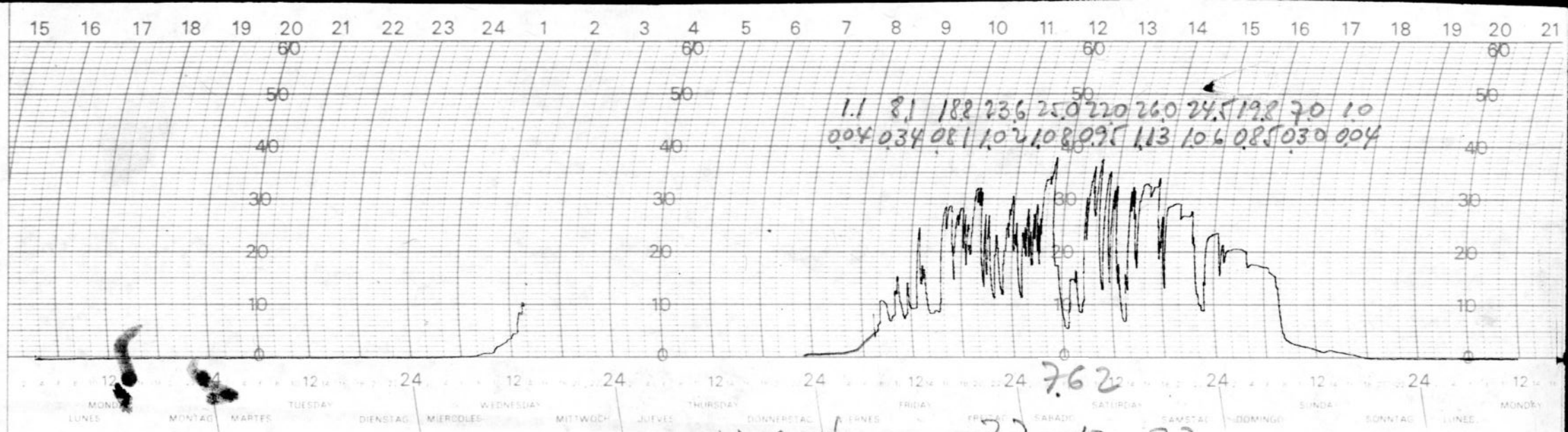

U.C.V. 27-10-97

PRINTED IN U.S.A.

KAHLSICO, El CAJON, CALIF. 92022 U.S.A. CHART No. 3/01AM102

238736

7.3

0.2

23-24-32

24-32

25-26

23

22

679.65

250

"

"

220

29.5

220

78%

23.6

21.1

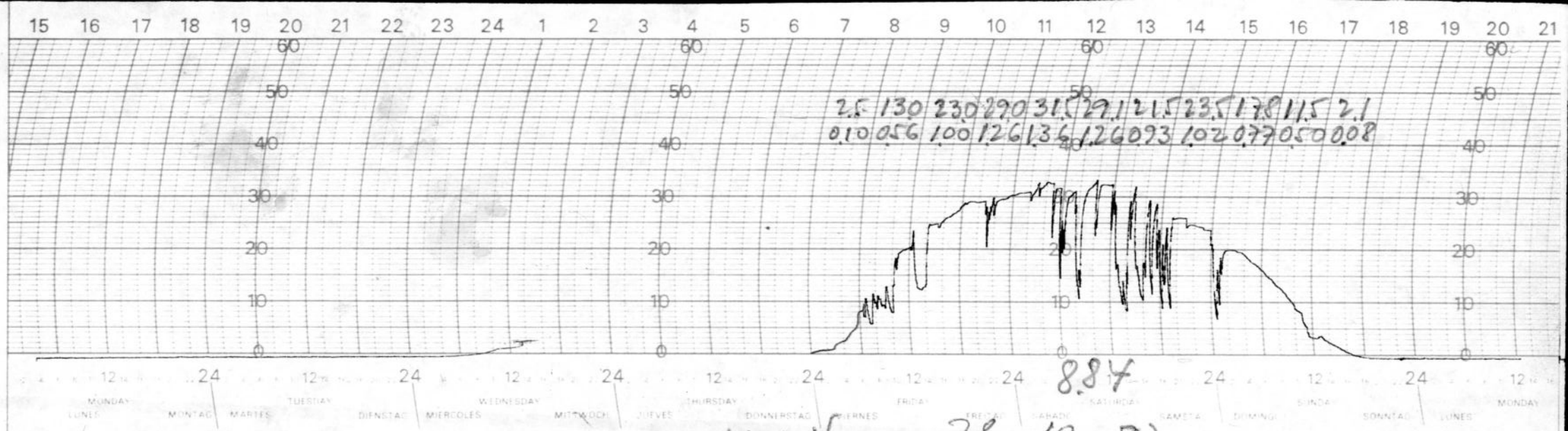

U.C.V. 28-10-97

Instrument No.
Station Location
Chart Installed - Date
Chart Replaced Date
Remarks
Observer
Time
Time

PRINTED IN U.S.A.

KAHLSICO, El CAJON, CALIF. 92022 U.S.A. CHART No. 3/01AM102

238772

747

23-33

24-34

25-27

23-24

22

679.95

24.0

28

10.0

30.0

21.3

22.2

19.9

86%

8/8

SC

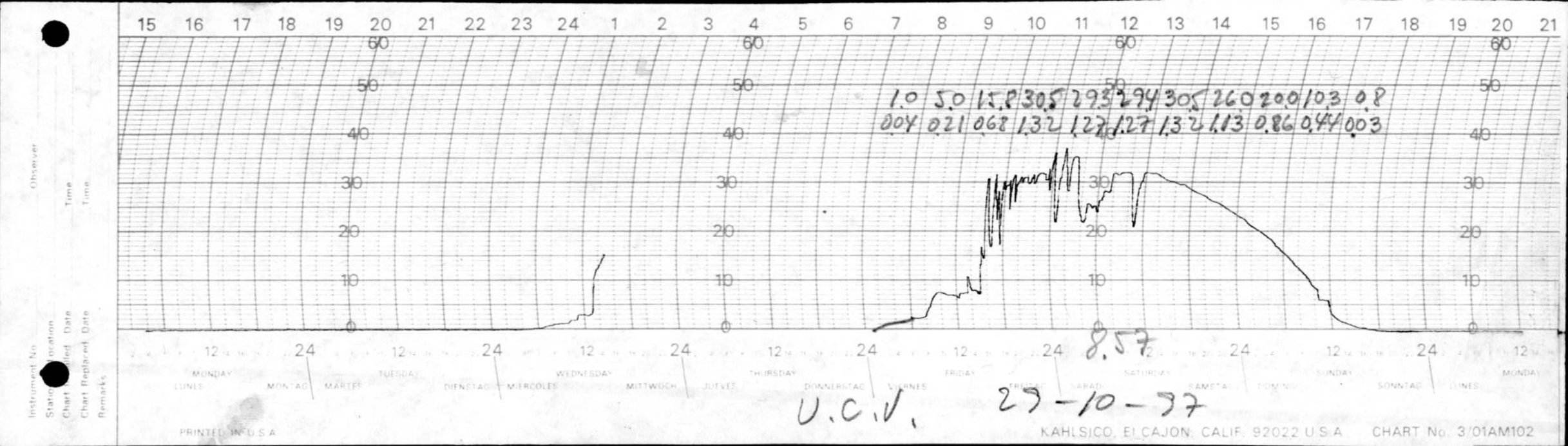
15 16 17 18 19 20 21 22 23 24 1 2 3 4 5 6 7 8 9 10 11 12 13 14 15 16 17 18 19 20 21
60 50 40 30 20 10 0
1.0 5.0 15.8 30.5 29.3 29.4 30.5 26.0 20.0 10.3 0.8
0.04 0.21 0.68 1.32 1.27 1.27 1.32 1.13 0.86 0.44 0.03
8.57
MONDAY LUNES
TUESDAY MONTAG MARTES DIENSTAG
WEDNESDAY MIERCOLES MITTWOCH
THURSDAY JUEVES DONNERSTAG
FRIDAY VIERNES
SATURDAY SAMEDI SABADO
SUNDAY DOMINGO SONNTAG
MONDAY LUNES
U.C.V. 29-10-97
Instrument No.
Station
Chart Installed Date
Chart Replaced Date
Observer
Time
Time
Remarks
PRINTED IN U.S.A.
KAHLSICO, EL CAJON, CALIF. 92022 U.S.A. CHART No. 3/01AM102

23805

693

22-23-33

23-24-33

25-27

23-24

22

679.80

24.0

12.8

70%

25.6

19.6

234

17.8

318 cc

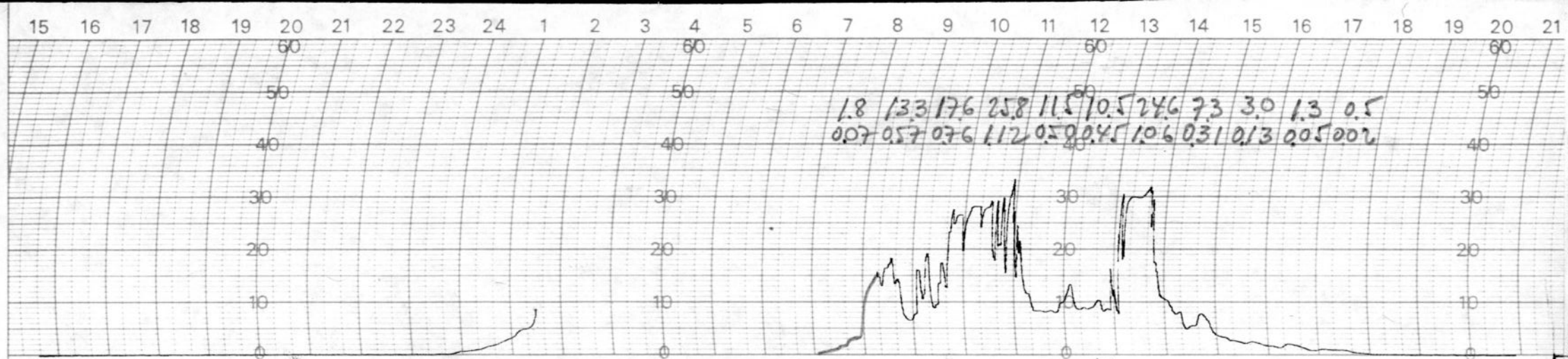

Instrument No.
Station
Chart Installed Date
Chart Replaced Date
Remarks
Observer
Time
Time

238828

870

22-23-30

23-24-30

25-26

23

22

679.10

24.0

198

23.2

20.2

25.0

20.0

80%

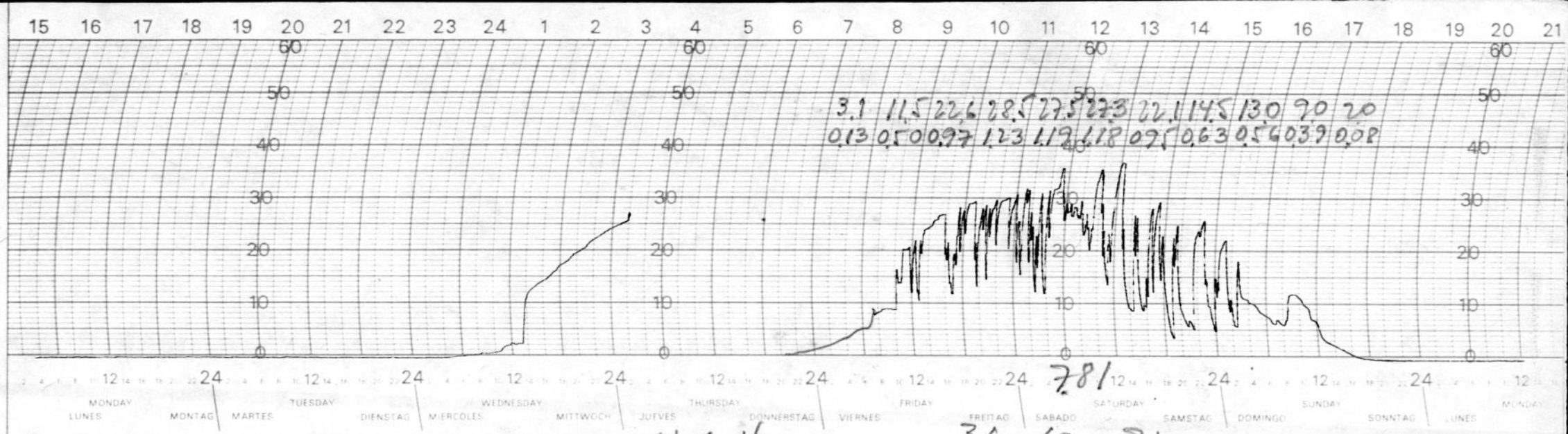

U.C.V.

31-10-97

Instrument No. Observer
Station Location Time
Chart Installed Date Time
Chart Replaced Date
Remarks

PRINTED IN U.S.A.

KAHLSICO, El CAJON, CALIF. 92022 U.S.A. CHART No. 3/01AM102

2222222
4223249
4624648
8/2
2388849

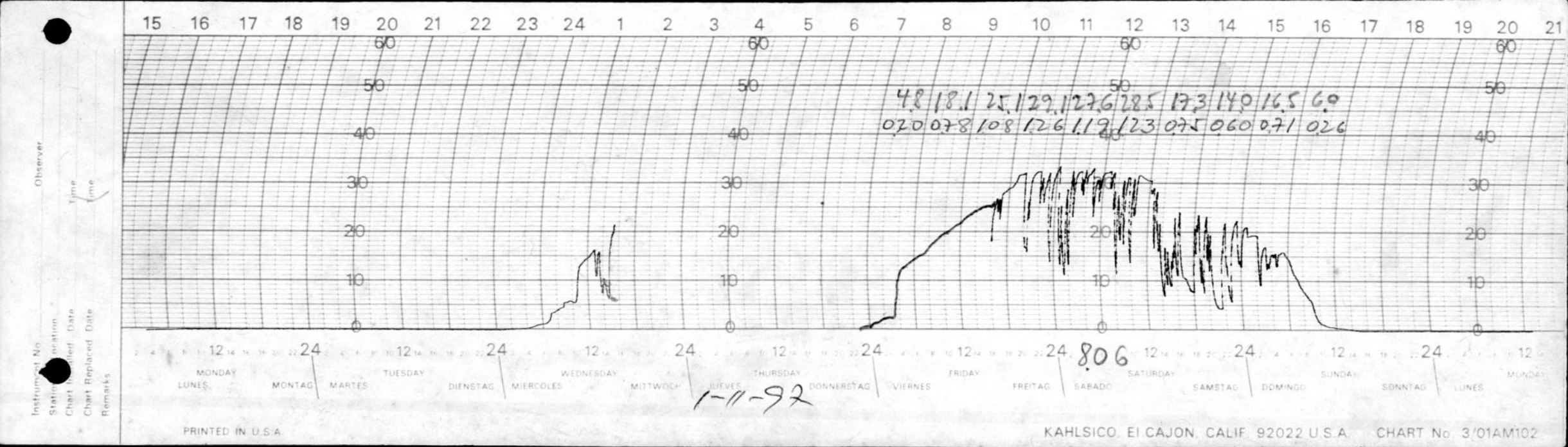
15 16 17 18 19 20 21 22 23 24 1 2 3 4 5 6 7 8 9 10 11 12 13 14 15 16 17 18 19 20 21
4.8 18.1 25.1 29.1 27.6 28.5 17.3 14.9 16.5 6.9
0.20 0.78 1.08 1.26 1.19 1.23 0.75 0.60 0.71 0.26
806
MONDAY LUNES
TUESDAY MARTES
WEDNESDAY MIERCOLES
THURSDAY JUEVES
FRIDAY VIERNES
SATURDAY SABADO
SUNDAY DOMINGO
MONTAG
DIENSTAG
MITTWOCH
DONNERSTAG
FREITAG
SAMSTAG
SONNTAG
LUNES
MUNDAY
1-11-92
Observer
Instrument No
Station
Chart Installed Date
Chart Replaced Date
Remarks
Time
Time
PRINTED IN U.S.A.
KAHLSICO, EL CAJON, CALIF. 92022 U.S.A. CHART No. 3/01AM102

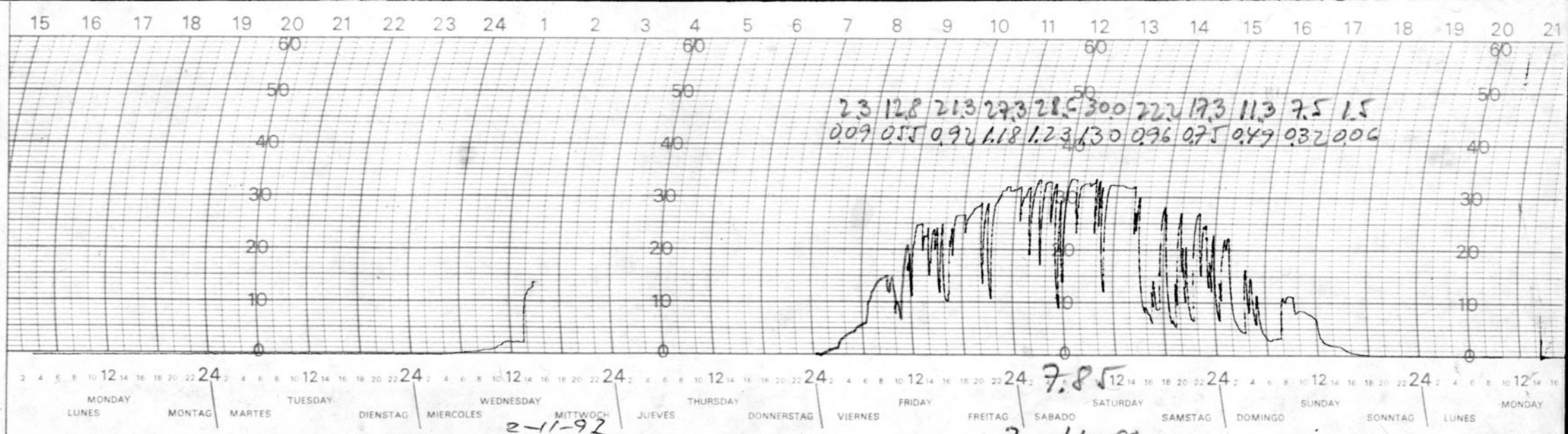

Instrument No. _____ Observer _____

Station _____ Location _____

Chart Installed Date _____ Time _____

Chart Replaced Date _____ Time _____

Remarks _____

PRINTED IN U.S.A.

KAHLSICO, El CAJON, CALIF. 92022 U.S.A. CHART No. 3/01AM102

238939

22-23 .35

23-24 .35

25-28

23-24

72

69.8

70.?

680.40

24.0

23.5

10.0

23.0

19.6

70%

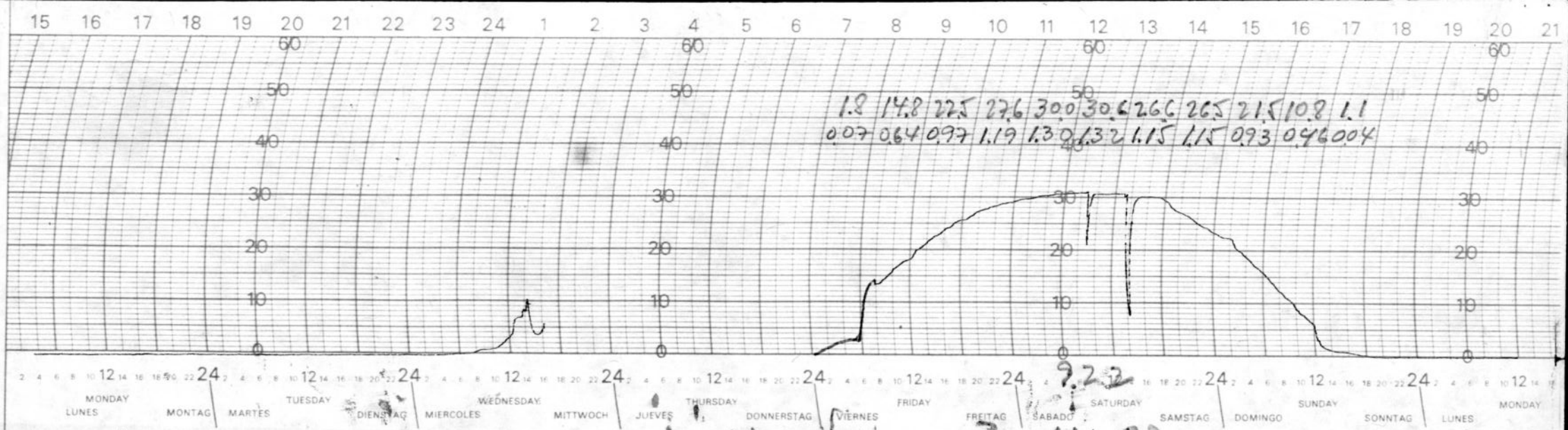

U.C.V. 3-11-97

Instrument No. Observer
Station Location Time
Chart Installed Date Time
Chart Replaced Date
Remarks

PRINTED IN U.S.A.

KAHLSICO, El CAJON, CALIF. 92022 U.S.A. CHART No. 3/01AM102

238570

84.1

22-23-35

23-24-35

25-28

23-24-25

22

680.40

25.0

13.6

22.6

20.0

82%

31.3

19.9

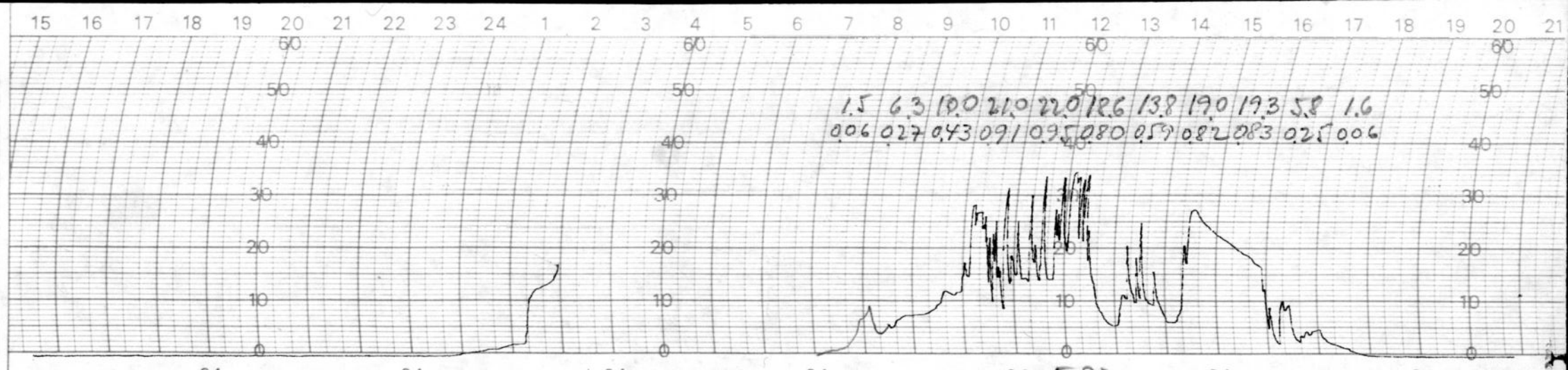

Instrument No. Observer

Station Location

Chart Installed Date Time

Chart Replaced Date Time

Remarks

PRINTED IN U.S.A.

KAHLSICO, El CAJON, CALIF. 92022 U.S.A. CHART No. 3/01AM102

~~90~~
81.0

22-23-31
23-24-31
25-26
23-24
22

681.20
25.0

15.5
23.0
78%
29.0
19.4

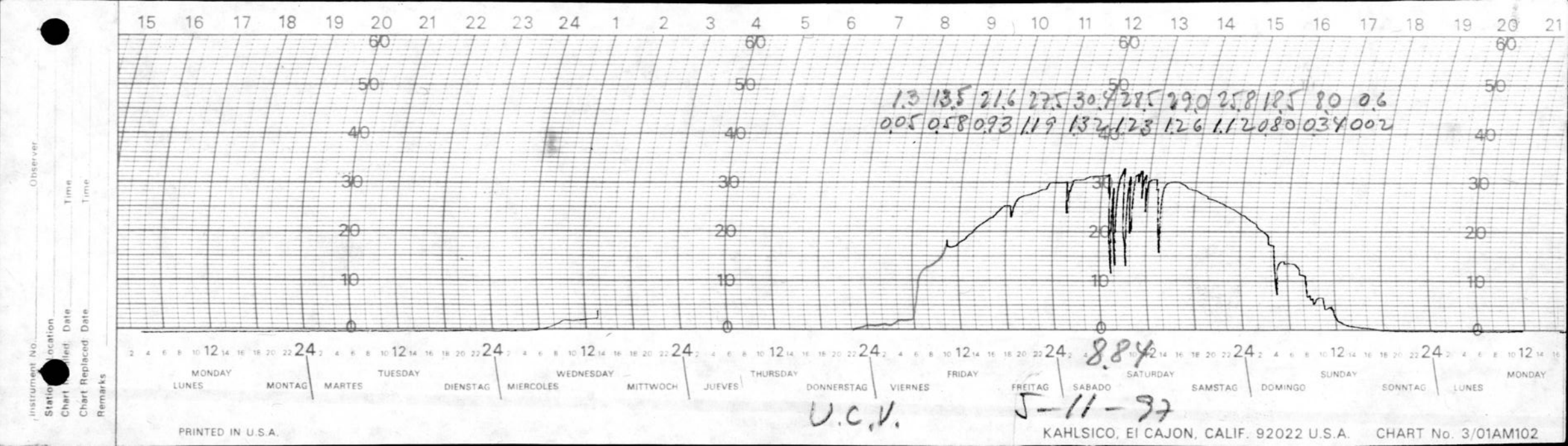

Instrument No. Observer
Station Location
Chart Installed Date Time
Chart Replaced Date Time
Remarks

75.6

239029

23-38

24-35

25-28

22-23-24

22

680.25

25.8

19.0

23.6

20.5

80%

313

208

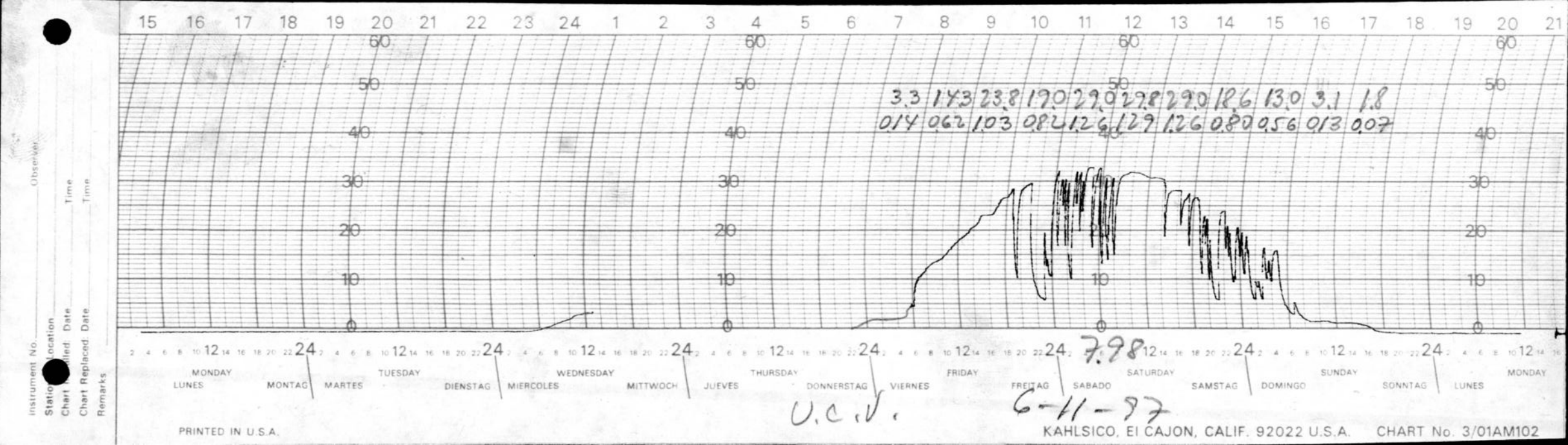
15 16 17 18 19 20 21 22 23 24 1 2 3 4 5 6 7 8 9 10 11 12 13 14 15 16 17 18 19 20 21
60
50
40
30
20
10
0
3.3 14.3 23.8 19.0 29.0 27.8 29.0 18.6 13.0 3.1 1.8
0.14 0.62 1.03 0.82 1.26 1.29 1.26 0.80 0.56 0.13 0.07
7.98
MONDAY LUNES
MONTAG
TUESDAY MARTES
DIENSTAG
WEDNESDAY MIERCOLES
MITTWOCH
THURSDAY JUEVES
DONNERSTAG
FRIDAY VIERNES
FREITAG
SATURDAY SABADO
SAMSTAG
SUNDAY DOMINGO
SONNTAG
MONDAY LUNES
Instrument No.
Observer
Station
Location
Chart Installed: Date Time
Chart Replaced: Date Time
Remarks
U.C.V.
6-11-97
PRINTED IN U.S.A.
KAHLSICO, EL CAJON, CALIF. 92022 U.S.A. CHART No. 3/01AM102

235056
70.7
90.0

23-34
24-34
26-28
24
22

7/8
SC
CS

~~21.6~~

~~21.6~~

31.7
20.9
23.2
20.6

680.10
25.0

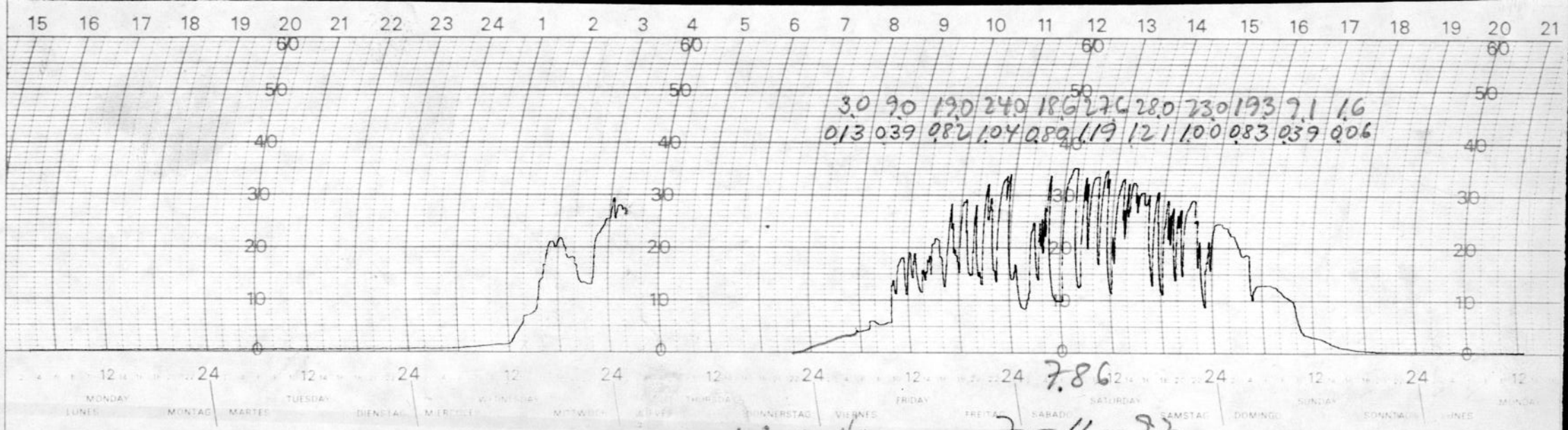

PRINTED IN U.S.A.
KAHLSICO, El CAJON, CALIF. 92022 U.S.A. CHART No. 3/01AM102

87,0
239089

332924
342925
282626
252424
242424

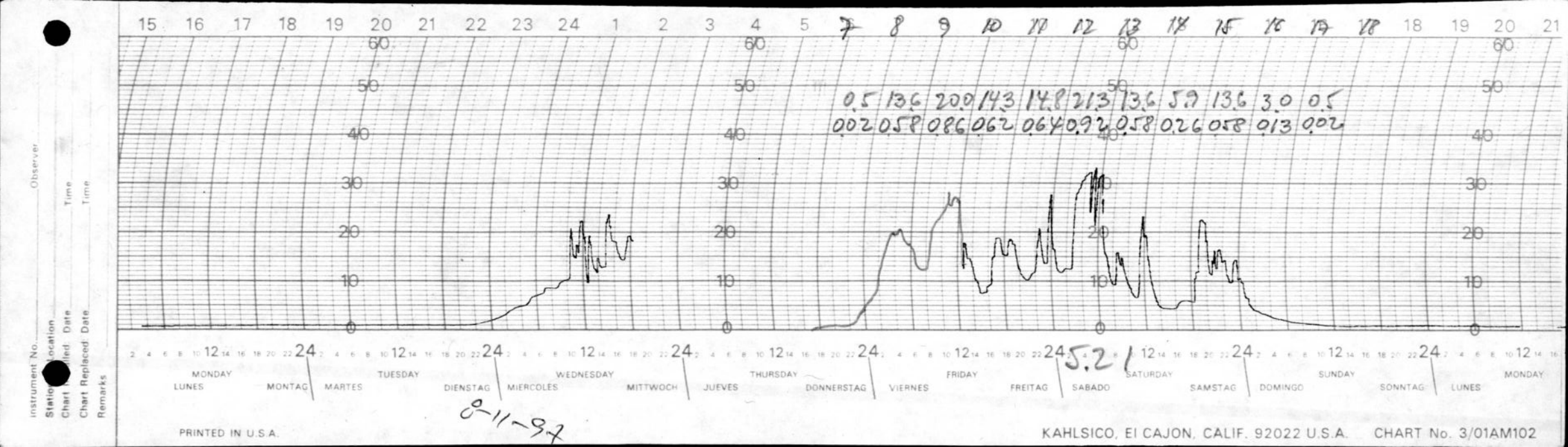
15 16 17 18 19 20 21 22 23 24 1 2 3 4 5 7 8 9 10 11 12 13 14 15 16 17 18 18 19 20 21
0.5 13.6 20.0 14.3 14.8 21.3 13.6 5.9 13.6 3.0 0.5
0.02 0.58 0.86 0.62 0.64 0.92 0.58 0.26 0.58 0.13 0.02
MONDAY LUNES
MONTAG
TUESDAY MARTES
DIENSTAG
WEDNESDAY MIERCOLES
MITTWOCH
THURSDAY JUEVES
DONNERSTAG
FRIDAY VIERNES
FREITAG
SATURDAY SABADO
SAMSTAG
SUNDAY DOMINGO
SONNTAG
MONDAY LUNES
5.2
Instrument No.
Observer
Station Location
Chart Installed: Date Time
Chart Replaced: Date Time
Remarks
PRINTED IN U.S.A.
KAHLSICO, El CAJON, CALIF. 92022 U.S.A. CHART No. 3/01AM102

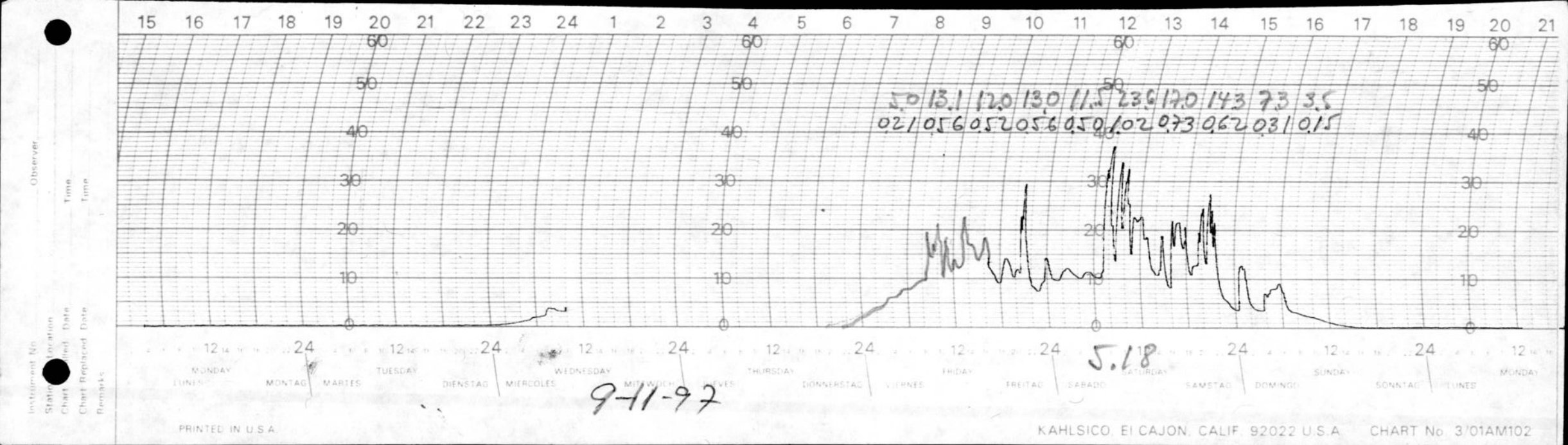
15 16 17 18 19 20 21 22 23 24 1 2 3 4 5 6 7 8 9 10 11 12 13 14 15 16 17 18 19 20 21
60
50
40
30
20
10
0
5.0 13.1 12.0 13.0 11.5 23.9 17.0 14.3 7.3 3.5
0.2 1.0 5.6 0.5 2.0 5.6 0.5 0.1 0.2 0.7 3.0 6.2 0.3 1.0 1.5
12 24
MONDAY LUNES
TUESDAY MARTES DIENSTAG
WEDNESDAY MIERCOLES MITTWOCH
THURSDAY JUEVES DONNERSTAG
FRIDAY VIERNES FREITAG
SATURDAY SABADO SAMSTAG
SUNDAY DOMINGO SONNTAG
MONDAY LUNES
MONTAG
5.18
9-11-97
Instrument No.
Observer
Station
Location
Chart Filled Date
Time
Chart Replaced Date
Time
Remarks
PRINTED IN U.S.A.
KAHLSICO, El CAJON, CALIF. 92022 U.S.A.
CHART No. 3'01AM102

816

239139

21-22-29

22-23-29

25-26

23-24

22

68102415

28.2

22.4

19.6

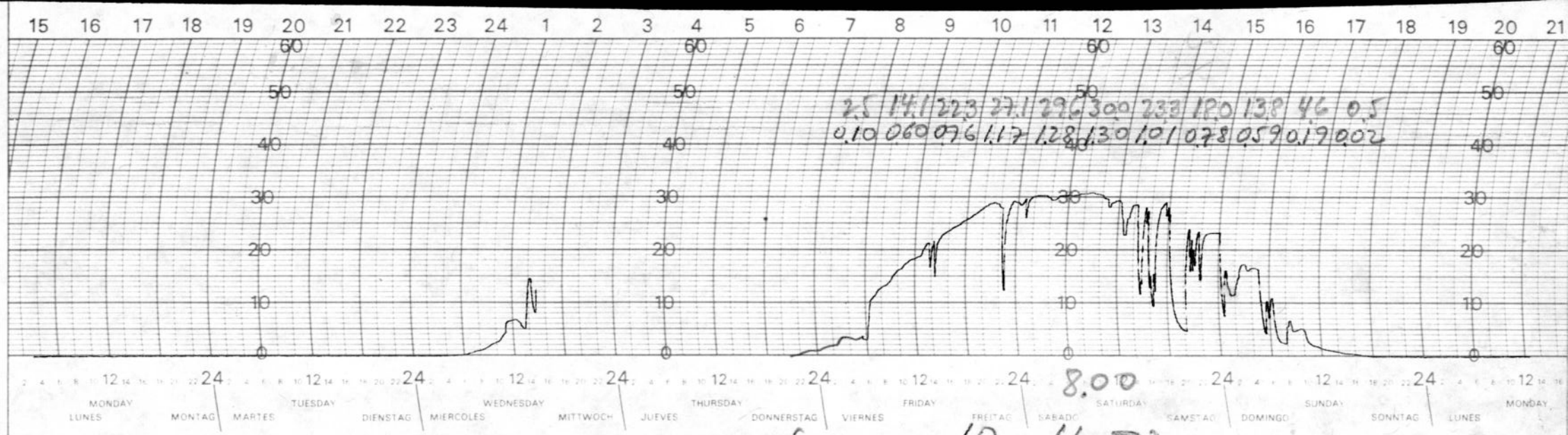

Instrument No
Station
Location
Observer
Chart Installed Date
Time
Chart Replaced Date
Time
Remarks

U.C.N.

10-11-57

PRINTED IN U.S.A.

KAHLSICO, EL CAJON, CALIF. 92022 U.S.A. CHART No. 3/01AM102

239/63

76.6

22-24-33

21-24-34

24-25-27

22-23-24

22 3/8

SC-AC

680.20

24.5

100

31.4

19.5

73%

24.2

20.6

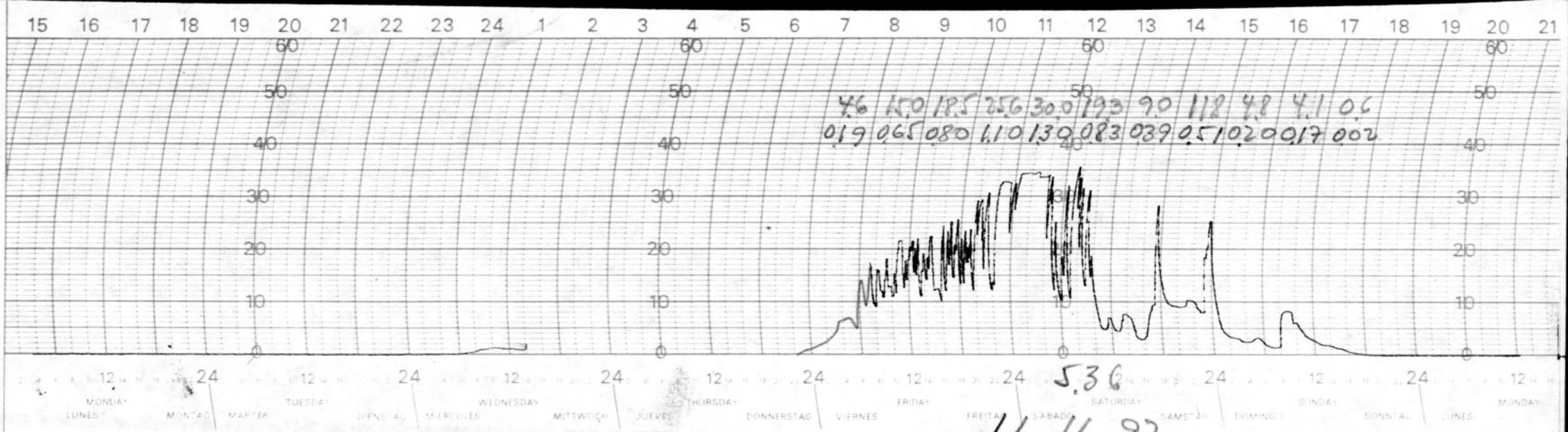

11-11-97

Instrument No. Observer
Station Location
Chart Installed Date Time
Chart Replaced Date Time
Remarks

PRINTED IN U.S.A.
KAHLSICO, EL CAJON, CALIF. 92022 U.S.A. CHART No. 3/01AM102

239186

730

22-33

23-33

25-27

23

22

680.10

242

10.4

21.8

19.7

89%

303

19.4

U.C.V.

12-11-97

Instrument No. Station Location Chart Replaced, Date Chart Replaced, Date Remarks Observer Time Time

PRINTED IN U.S.A.

KAHLSICO, El CAJON, CALIF. 92022 U.S.A. CHART No. 3/01AM102

239214

695

22-23-31

23-24-31

25-26

23-23

22

679.25

25.0

19.7

77%

27.9

20.6

22.6

15.8

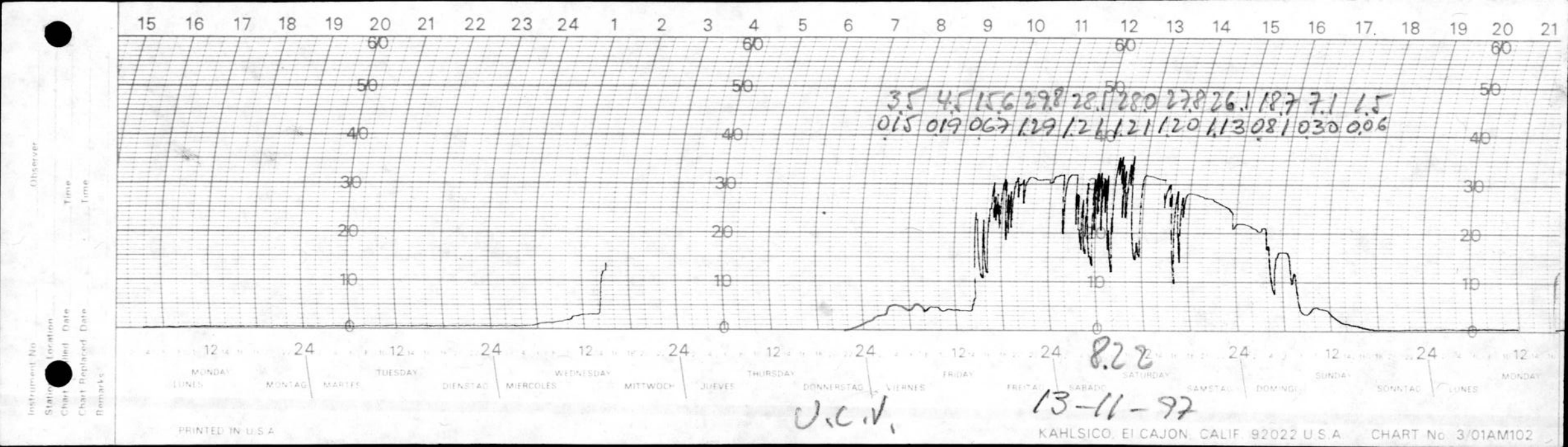
15 16 17 18 19 20 21 22 23 24 1 2 3 4 5 6 7 8 9 10 11 12 13 14 15 16 17 18 19 20 21
60
50
40
30
20
10
0
3.5 4.5 15.6 29.8 28.5 28.0 27.8 26.1 18.7 7.1 1.5
0.15 0.19 0.67 1.29 1.24 1.21 1.20 1.13 0.81 0.30 0.06
12 24 12 24 12 24 12 24 12 24 12 24 12 24 12
MONDAY LUNES
TUESDAY MONTAG MARTES
WEDNESDAY DIENSTAG MIERCOLES
THURSDAY MITTWOCH JUEVES
FRIDAY DONNERSTAG VIERNES
SATURDAY FREITAG SABADO
SUNDAY SAMSTAG DOMINGO
MONDAY SONNTAG LUNES
8.28
U.C.N.
13-11-97
PRINTED IN U.S.A.
KAHLSICO, EL CAJON, CALIF. 92022 U.S.A.
CHART No. 3/01AM102
Instrument No.
Station
Observer
Location
Chart Filed Date
Time
Chart Replaced Date
Time
Remarks

23 24 25

85.0

22 - 33

23 - 34

25 - 28

22 - 23 - 24

22

679.0

24.0

17.3

30.0

19.0

73%

224

195

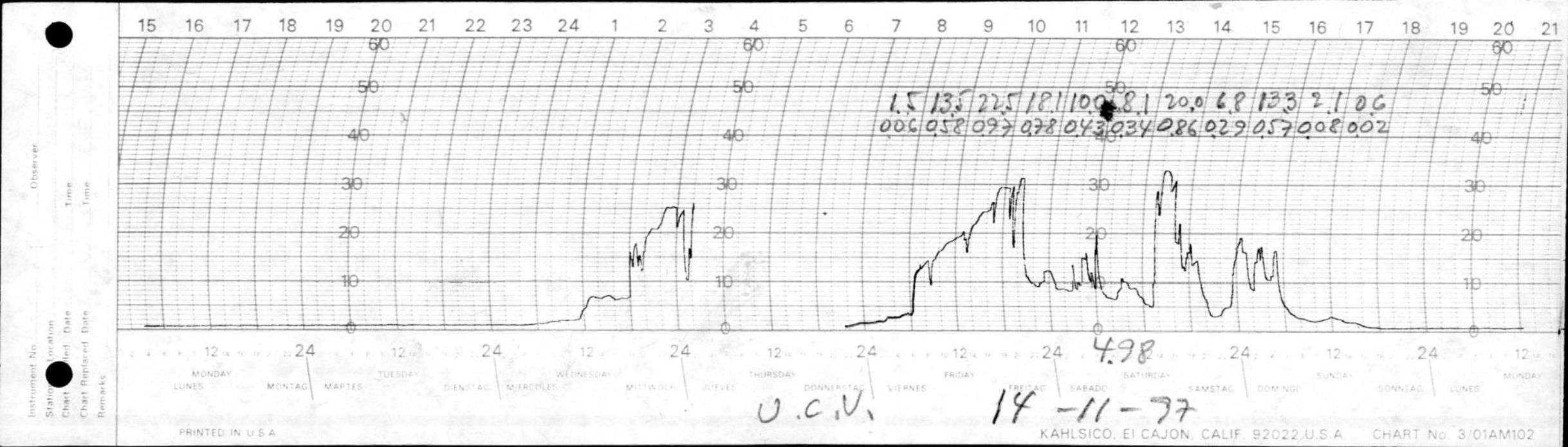
15 16 17 18 19 20 21 22 23 24 1 2 3 4 5 6 7 8 9 10 11 12 13 14 15 16 17 18 19 20 21
60
50
40
30
20
10
0
1.5 13.3 22.5 18.1 10.0 8.1 20.0 6.8 13.3 2.1 0.6
0.06 0.58 0.97 0.78 0.43 0.34 0.86 0.29 0.57 0.08 0.02
4.98
MONDAY LUNES
TUESDAY MARTES
WEDNESDAY MIERCOLES
THURSDAY JUEVES
FRIDAY VIERNES
SATURDAY SABADO
SUNDAY DOMINGO
MONDAY LUNES
MONTAG
DIENSTAG
MITTWOCH
DONNERSTAG
FREITAG
SAMSTAG
SONNTAG
U.C.V.
14-11-77
Instrument No.
Observer
Station
Location
Chart Installed Date
Time
Chart Replaced Date
Time
Remarks
PRINTED IN U.S.A.
KAHLSICO, EL CAJON, CALIF. 92022 U.S.A.
CHART No. 3/01AM102

19263
85

302744
302724
262125
232323

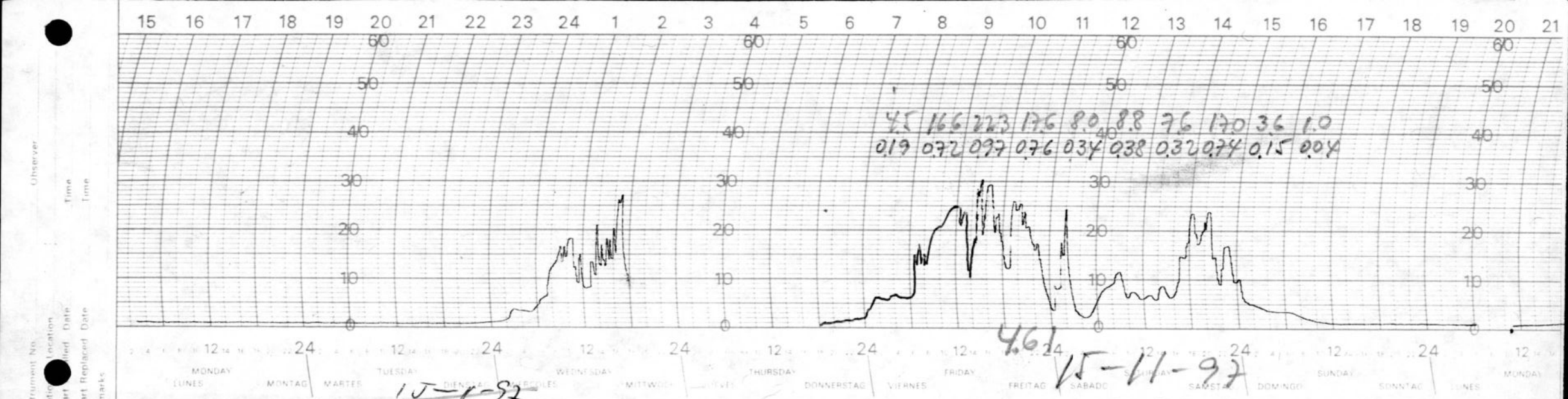

PRINTED IN U.S.A.
KAHLSICO, EL CAJON, CALIF. 92022 U.S.A. CHART No. 3/01AM102

94
10
239275

302523
302523
242525
242723
232222

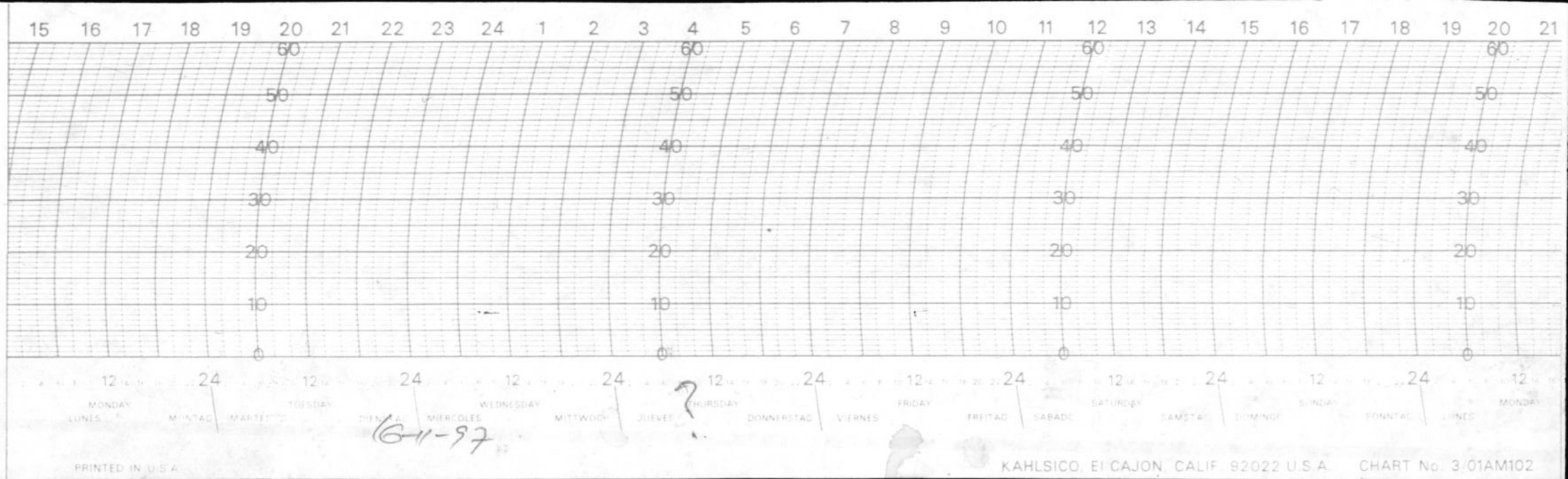
15 16 17 18 19 20 21 22 23 24 1 2 3 4 5 6 7 8 9 10 11 12 13 14 15 16 17 18 19 20 21
60
50
40
30
20
10
0
12 24 12 24 12 24 12 24 12 24 12 24 12 24 12 24 12
MONDAY LUNES MONTAG MARTES TUESDAY DIENSTAG MIERCOLES WEDNESDAY MITTWOCH JUEVES THURSDAY DONNERSTAG VIERNES FRIDAY FREITAG SABADO SATURDAY SAMSTAG DOMINGO SUNDAY SONNTAG LUNES MONDAY
6-11-97
?
PRINTED IN U.S.A.
KAHLSICO, El CAJON, CALIF. 92022 U.S.A.
CHART No. 3/01AM102

887

239301

22-22-27

22-23-29

24-24-25

22-22-22

22

233

238

208

11.8

28.4

20.0

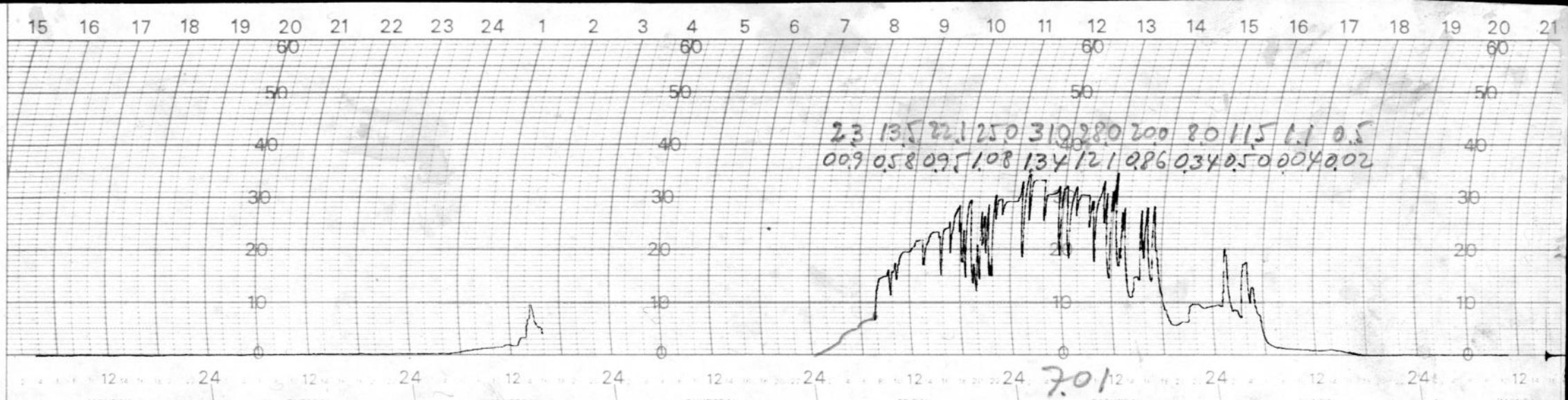

Instrument No.
Station Location
Chart Installed Date
Chart Replaced Date
Remarks
Observer
Time
Time

U.C.V. 17-11-87

PRINTED IN U.S.A.

KAHLSICO, EL CAJON, CALIF. 92022 U.S.A. CHART No. 3-01AM102

239325

77.5

22-30

23-30

24-26

22-23

21-22

680.40

24.0

24.2

21.2

19.6

90%

12.8

28.6

193

8/8

SL - AC

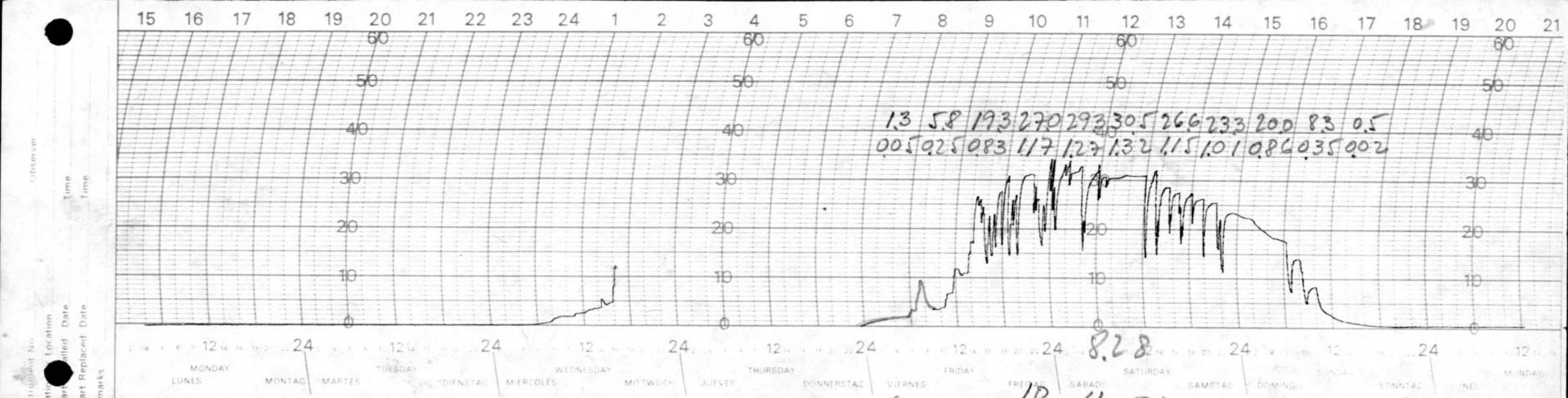

Instrument No. Observer
Station Location Time
Chart Pulled Date Time
Chart Replaced Date
Remarks

U.C.N. 18-11-97

PRINTED IN U.S.A.

KAHLSICO, EL CAJON, CALIF. 92022 U.S.A. CHART No. 3 01AM102

239355

852

22-30

23-30

24-26

22-23

21

6789.75

24.0

26.4

22.4

19.3

74%

29.5

19.1

3/8

SC

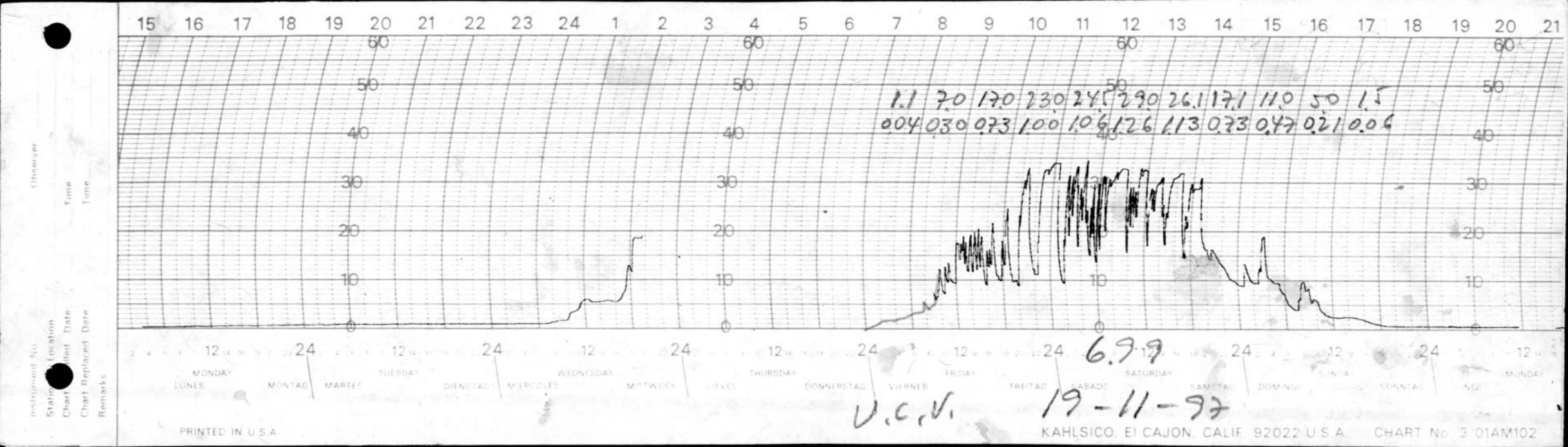

1.1 7.0 17.0 23.0 24.5 29.0 26.1 17.1 11.0 5.0 1.5
0.04 0.30 0.73 1.00 1.06 1.26 1.13 0.73 0.47 0.21 0.06
6.9.9
U.C.V.
19-11-97
MONDAY
LUNES
MONTAG
MARTES
TUESDAY
DIENSTAG
MIERCOLES
WEDNESDAY
MITTWOCH
JUEVES
THURSDAY
DONNERSTAG
VIERNES
FRIDAY
FREITAG
SABADO
SATURDAY
SAMSTAG
DOMINGO
SUNDAY
SONNTAG
LUNES
MONDAY
PRINTED IN U.S.A.
KAHLSICO, El CAJON, CALIF. 92022 U.S.A.
CHART No. 3 01AM102

239387

83.2

21-23-29

23-24-25

25-26

22

22

675.0

25.0

28.4

10.0

20.8

96%

28.6

19.7

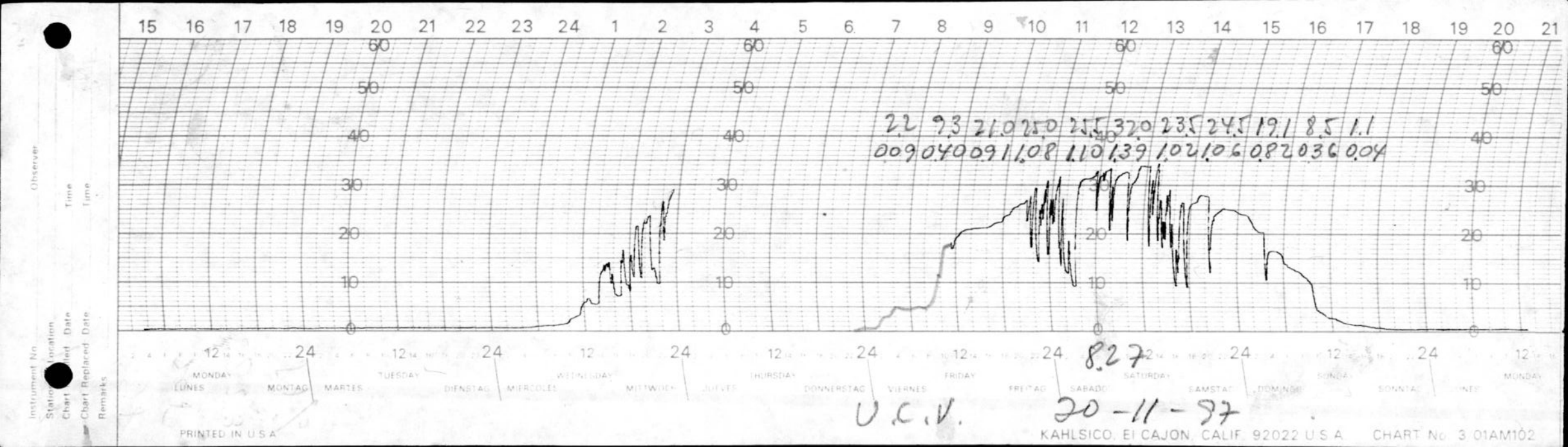
15 16 17 18 19 20 21 22 23 24 1 2 3 4 5 6 7 8 9 10 11 12 13 14 15 16 17 18 19 20 21
60
50
40
30
20
10
0
22 9.3 21.0 25.0 25.5 32.0 23.5 24.5 19.1 8.5 1.1
0.09 0.40 0.91 1.08 1.10 1.39 1.02 1.06 0.82 0.36 0.04
12 24 12 24 12 24 12 24 12 24 12 24 12 24 12 24 12 24 12 24 12 24 12 24 12
MONDAY LUNES
MONTAG
TUESDAY MARTES
DIENSTAG
WEDNESDAY MIERCOLES
MITTWOCH
THURSDAY JUEVES
DONNERSTAG
FRIDAY VIERNES
FREITAG
SATURDAY SABADO
SAMSTAG
SUNDAY DOMINGO
SONNTAG
MONDAY LUNES
8.27
U.C.V.
20-11-97
Instrument No.
Observer
Station
Location
Chart Test Date
Time
Chart Replaced Date
Time
Remarks
PRINTED IN U.S.A.
KAHLSICO, EL CAJON, CALIF. 92022 U.S.A.
CHART No. 3 01AM102

78.5

238424

22-25-30

23-21-30

24-16

21-22-23

21

10.8

29.8

20.5

22.3

87%

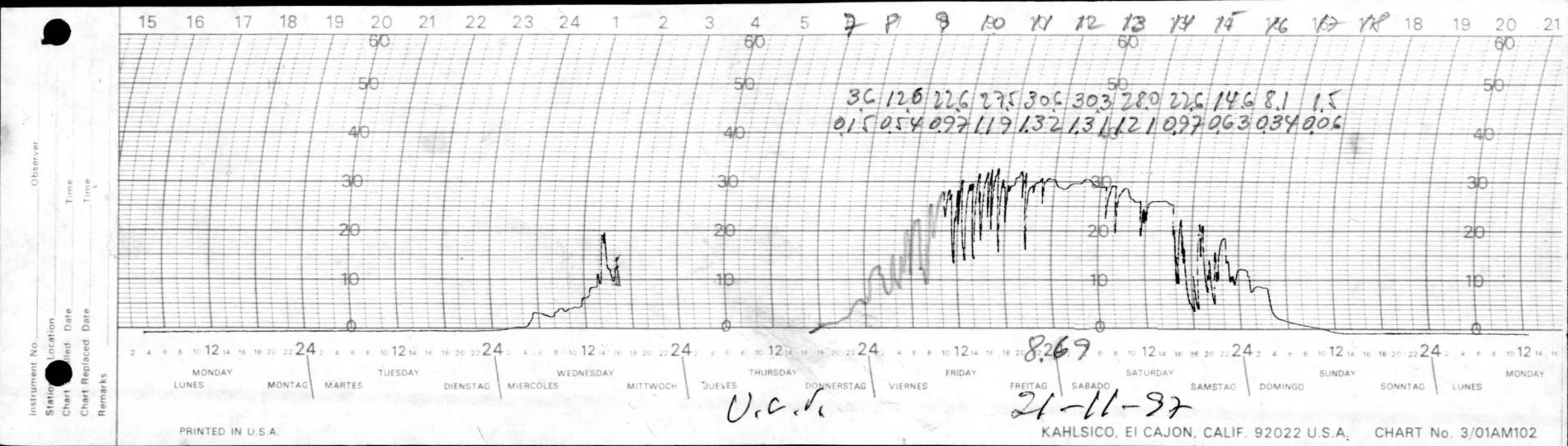
15 16 17 18 19 20 21 22 23 24 1 2 3 4 5 7 P 9 10 11 12 13 14 15 16 17 18 19 20 21
60
50
40
30
20
10
0
3C 12.6 22.6 27.5 30.6 30.3 28.0 22.6 14.6 8.1 1.5
0.15 0.54 0.97 1.19 1.32 1.31 1.21 0.97 0.63 0.34 0.06
8.269
MONDAY LUNES
MONTAG
TUESDAY MARTES
DIENSTAG
WEDNESDAY MIERCOLES
MITTWOCH
THURSDAY JUEVES
DONNERSTAG
FRIDAY VIERNES
FREITAG
SATURDAY SABADO
SAMSTAG
SUNDAY DOMINGO
SONNTAG
MONDAY LUNES
U.C.S.
21-11-97
Instrument No.
Observer
Station
Location
Chart Installed: Date
Time
Chart Replaced: Date
Time
Remarks
PRINTED IN U.S.A.
KAHLSICO, El CAJON, CALIF. 92022 U.S.A.
CHART No. 3/01AM102

74.0
239468

302424
412524
242524
242323
222222

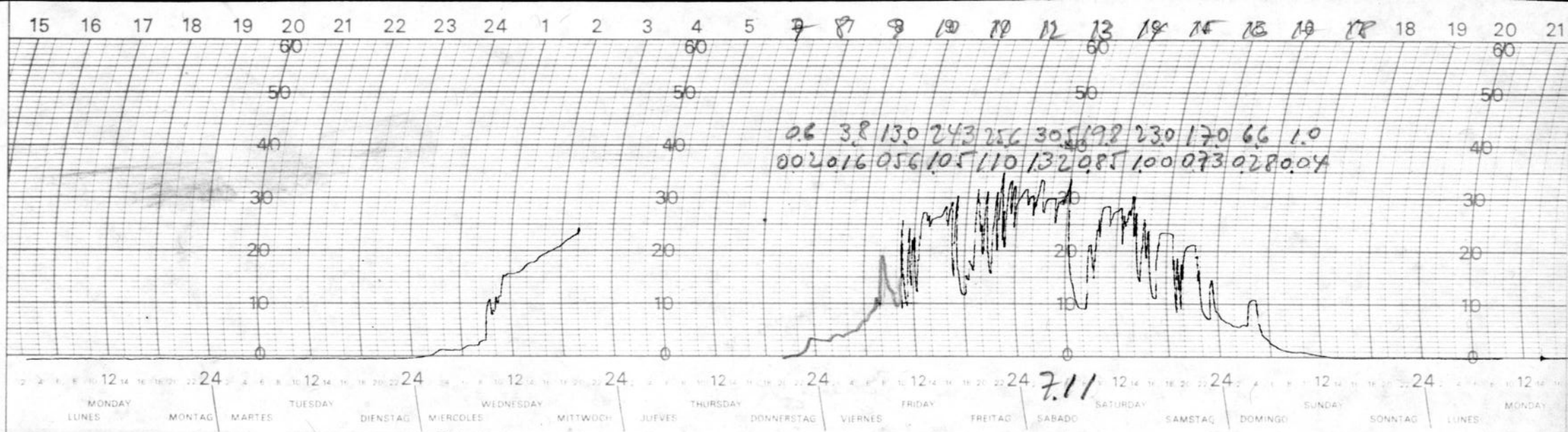

Instrument No. Observer
Station Location
Chart Installed Date Time
Chart Replaced Date Time
Remarks

PRINTED IN U.S.A.

KAHLSICO, EL CAJON, CALIF. 92022 U.S.A. CHART No. 3/01AM102

239576

70,0

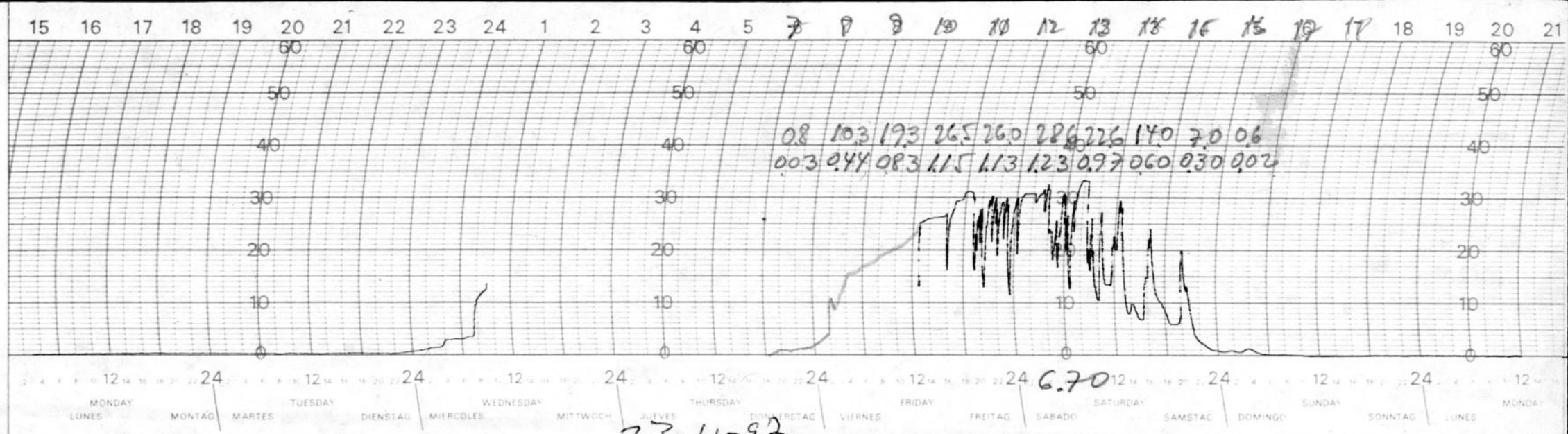

Instrument No. Observer
Station Location Time
Chart Installed Date Time
Chart Replaced Date
Remarks

23-11-97

PRINTED IN U.S.A.

KAHLSICO, El CAJON, CALIF. 92022 U.S.A. CHART No. 3/01AM102

700
23952

22-23-36

23-24-31

23-24-36

21-23

21-22

679.15
253

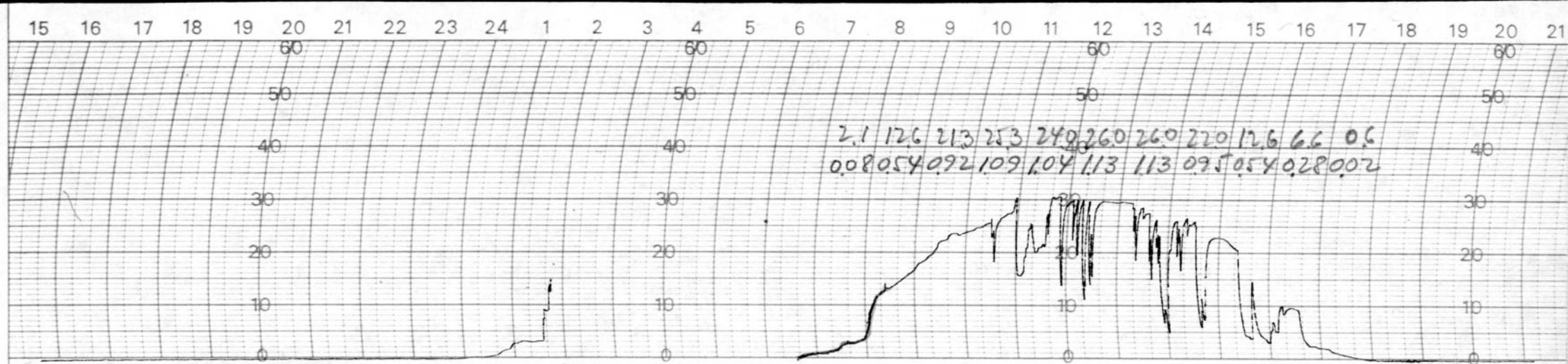

Instrument No. Observer

Station Location Time

Chart Installed Date Time

Chart Replaced Date

Remarks

PRINTED IN U.S.A.

KAHLSICO, EL CAJON, CALIF. 92022 U.S.A. CHART No. 3/01AM102

23.2

22.6
20.0
78%

239573

653

22-30

22-23-30

24-26

22-23

21-22

679.50

24.0

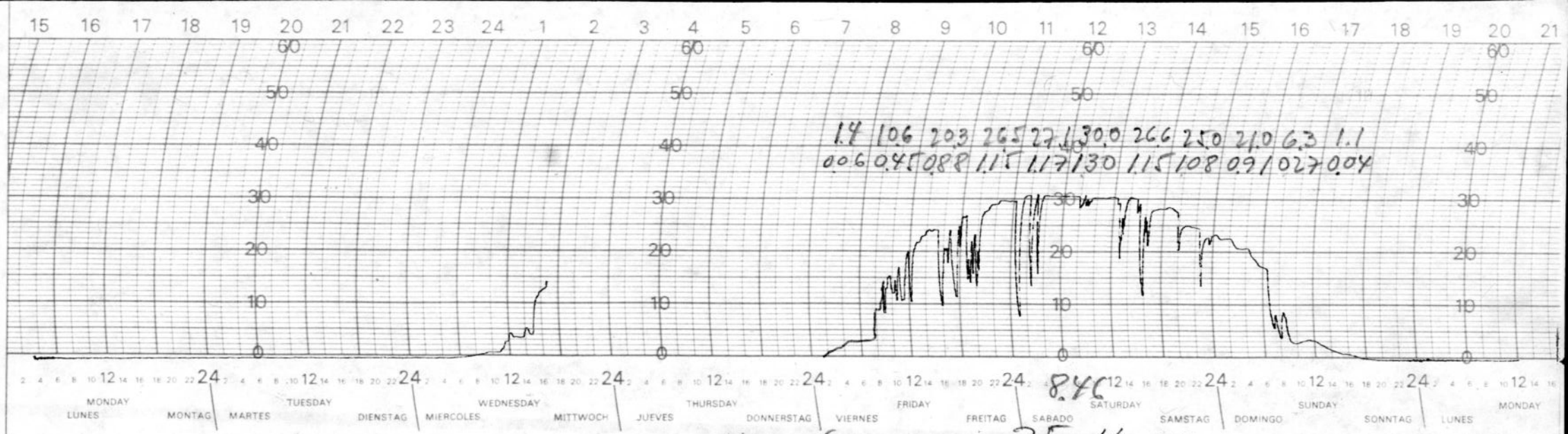

Instrument No. _____ Observer _____

Station _____ Location _____

Chart Installed: Date _____ Time _____

Chart Replaced: Date _____ Time _____

Remarks _____

PRINTED IN U.S.A.

KAHLSICO, El CAJON, CALIF. 92022 U.S.A. CHART No. 3/01AM102

239603

84.5

20-21-30

31-25-30

24-26

22-23

21-22

679.0

25.0

20.0

68%

29.5

18.0

23.0

19.2

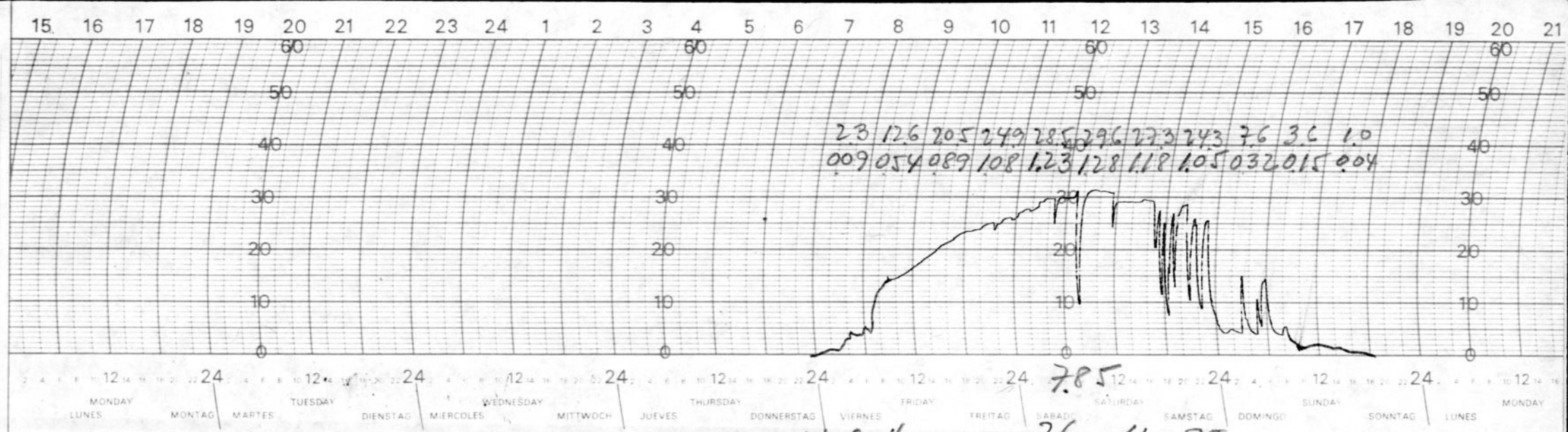

U.C.V. 26-11-97

Instrument No. Observer
Station Location
Chart Installed Date Time
Chart Replaced Date Time
Remarks

PRINTED IN U.S.A.

KAHLSICO, El CAJON, CALIF. 92022 U.S.A. CHART No. 3/01AM102

80,0
239631

18 7 30

31 2 3 21
32 24 23
22 22 24
24 27 23
22 22 22

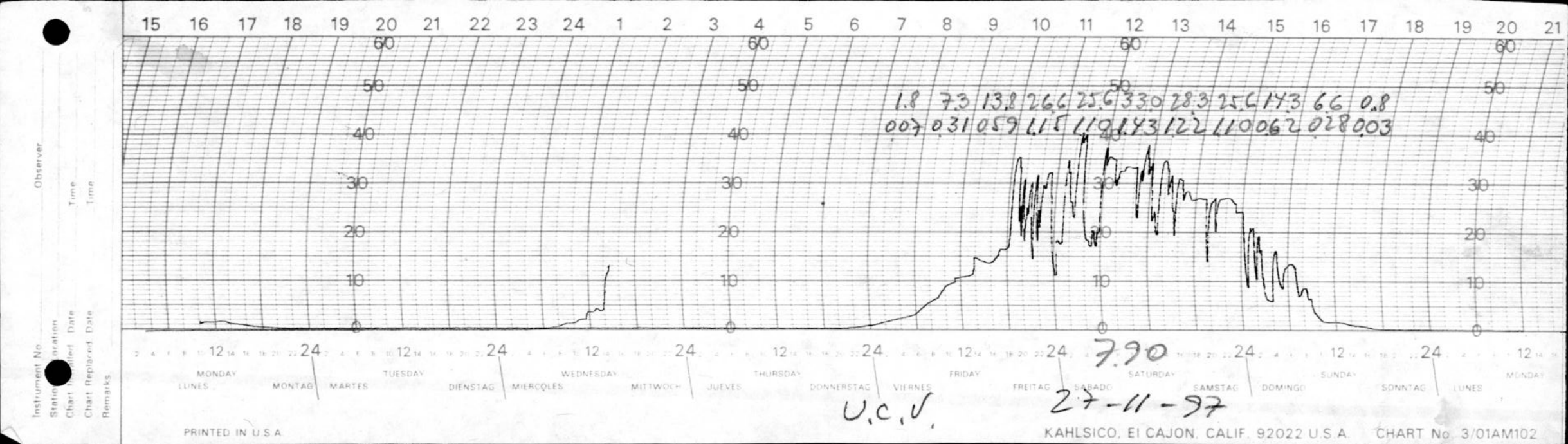
15 16 17 18 19 20 21 22 23 24 1 2 3 4 5 6 7 8 9 10 11 12 13 14 15 16 17 18 19 20 21
60
50
40
30
20
10
0
1.8 7.3 13.8 26.6 25.6 33.0 28.3 25.6 14.3 6.6 0.8
007 031 059 115 119 143 122 110 062 028 003
7.90
MONDAY LUNES
MONTAG
TUESDAY MARTES
DIENSTAG
WEDNESDAY MIERCOLES
MITTWOCH
THURSDAY JUEVES
DONNERSTAG
FRIDAY VIERNES
FREITAG
SATURDAY SABADO
SAMSTAG
SUNDAY DOMINGO
SONNTAG
MONDAY LUNES
U.C.V.
27-11-97
PRINTED IN U.S.A.
KAHLSICO, El CAJON, CALIF. 92022 U.S.A.
CHART No. 3/01AM102
Instrument No
Observer
Station
Location
Chart Installed Date
Time
Chart Replaced Date
Time
Remarks

23 9664

75.1

21-31

21-22-32

25-26

22-23

21-2[illegible]

67975

230

311

100

21.3

17.5

310

203

294

17.5

75%

74%

212

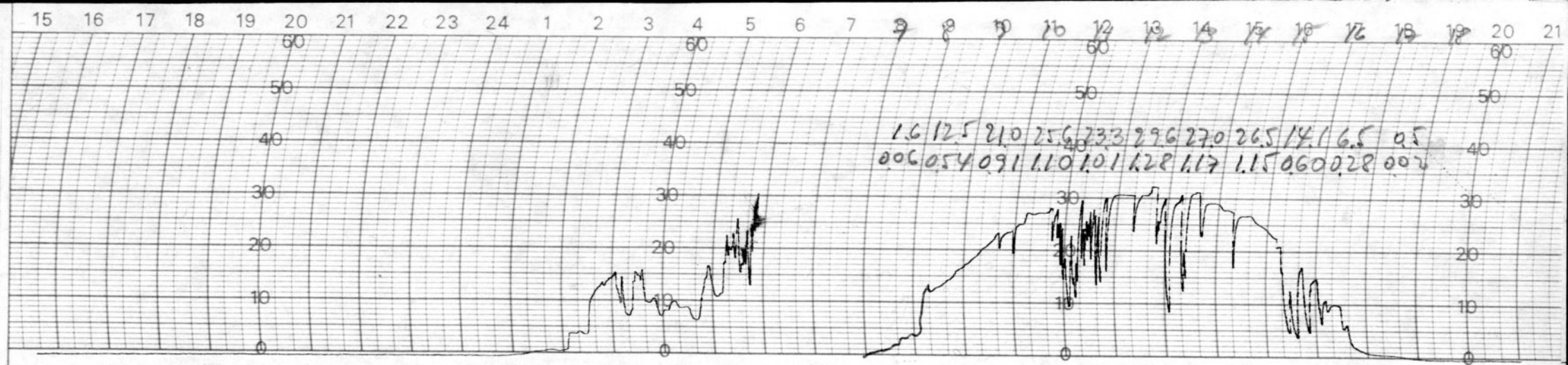

Instrument No. _____ Observer _____
Station _____ Location _____
Chart Pulled Date _____ Time _____
Chart Replaced Date _____ Time _____
Remarks _____

PRINTED IN U.S.A.

KAHLSICO, El CAJON, CALIF. 92022 U.S.A. CHART No. 3/01AM102

71,0
239697

332621
342622
272424
23222
22222

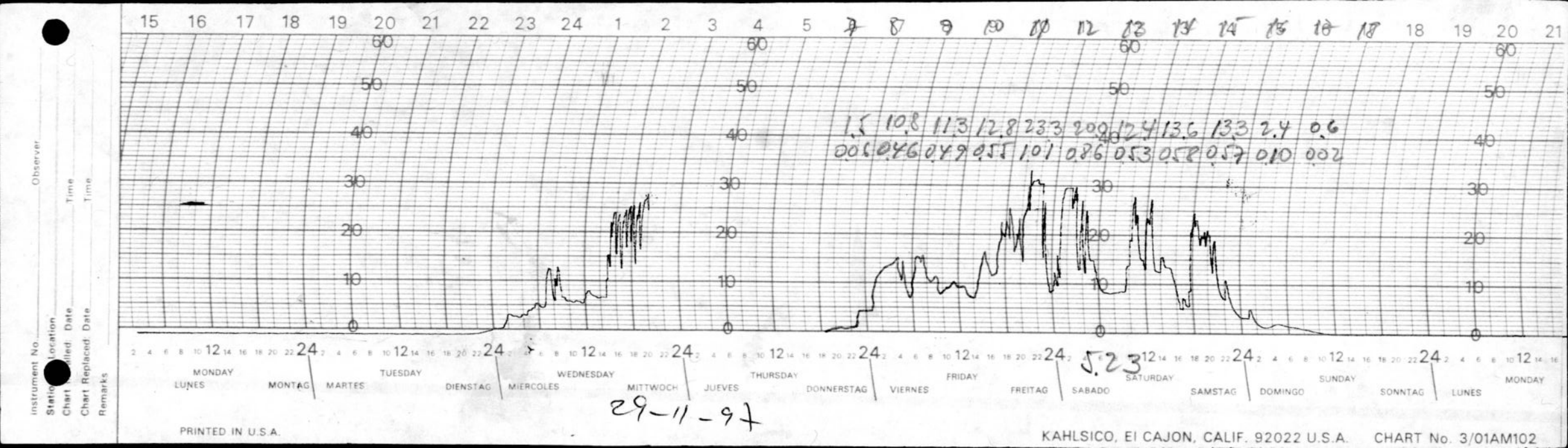
15 16 17 18 19 20 21 22 23 24 1 2 3 4 5 7 8 9 10 11 12 13 14 15 16 17 18 19 20 21
1.5 10.8 11.3 12.8 23.3 20.0 12.4 13.6 13.3 2.4 0.6
0.06 0.46 0.49 0.55 1.01 0.86 0.53 0.58 0.57 0.10 0.02
MONDAY LUNES
TUESDAY MARTES
WEDNESDAY MIERCOLES
THURSDAY JUEVES
FRIDAY VIERNES
SATURDAY SABADO
SUNDAY DOMINGO
MONDAY LUNES
MONTAG
DIENSTAG
MITTWOCH
DONNERSTAG
FREITAG
SAMSTAG
SONNTAG
5.23
29-11-97
Instrument No.
Station
Location
Observer
Chart Installed: Date
Time
Chart Replaced: Date
Time
Remarks
PRINTED IN U.S.A.
KAHLSICO, El CAJON, CALIF. 92022 U.S.A.
CHART No. 3/01AM102

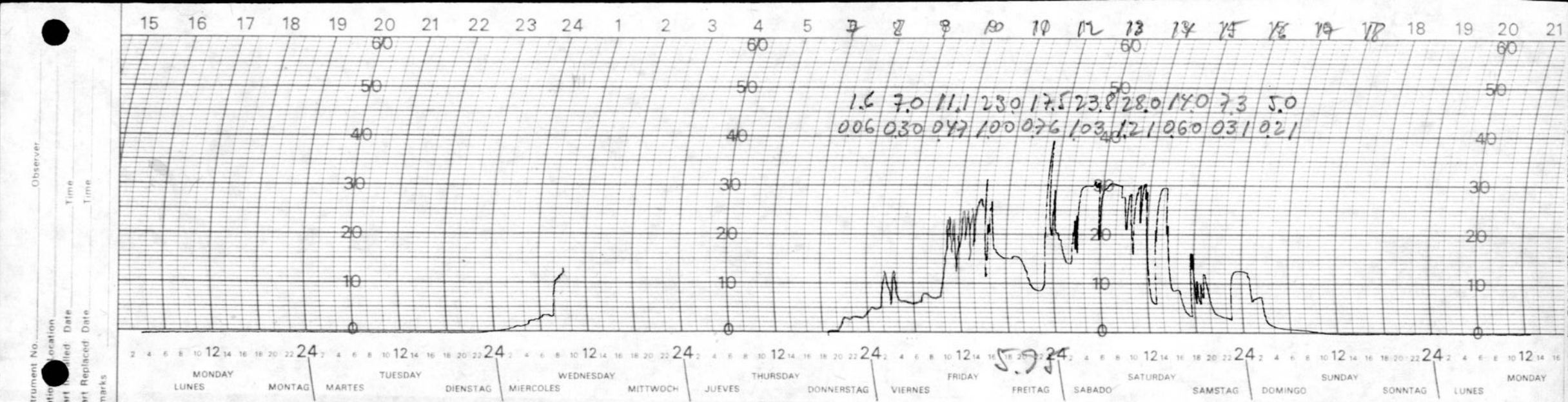

Instrument No. _____ Observer _____
Station _____ Location _____
Chart Installed Date _____ Time _____
Chart Replaced Date _____ Time _____
Remarks _____

PRINTED IN U.S.A.

3011-97

KAHLSICO, EL CAJON, CALIF. 92022 U.S.A. CHART No. 3/01AM102

64.2

238757

21-22-32

22-23-32

25-26

22-23

21

678.60

25.0

17.4

24.4

20.5

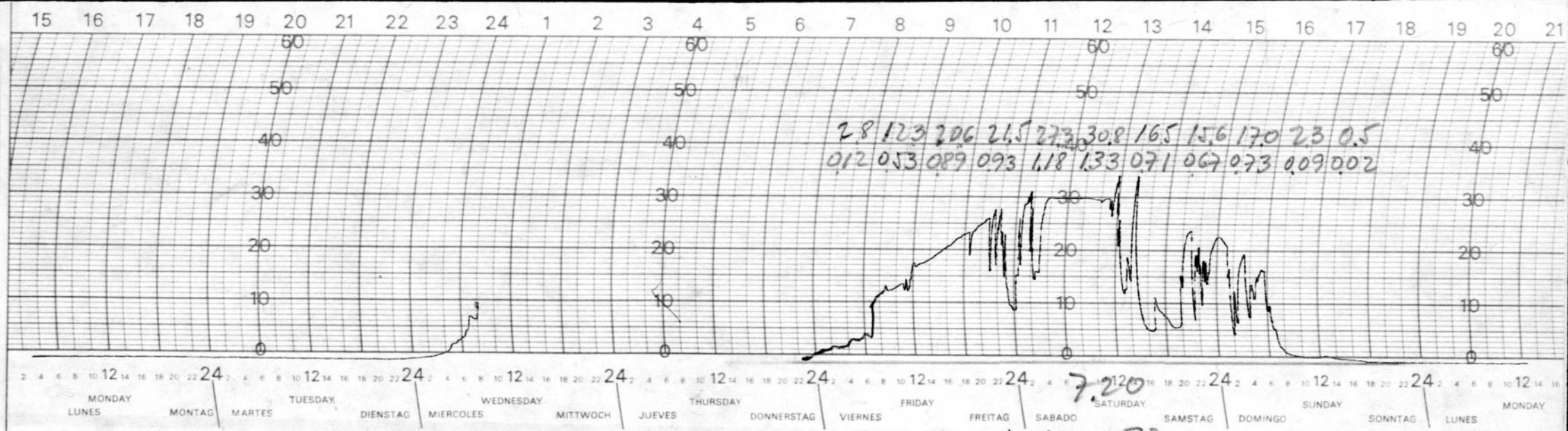

Instrument No. _____ Observer _____
Station _____ Location _____
Chart Installed Date _____ Time _____
Chart Replaced Date _____ Time _____
Remarks _____

PRINTED IN U.S.A.

KAHLSICO, El CAJON, CALIF. 92022 U.S.A. CHART No. 3/01AM102

239774

942

21-22.34

22-23-32

25-26

22

22

679.50

240

22.5

23.2

19.8

73%

31.4

19.9

48

SC-CC

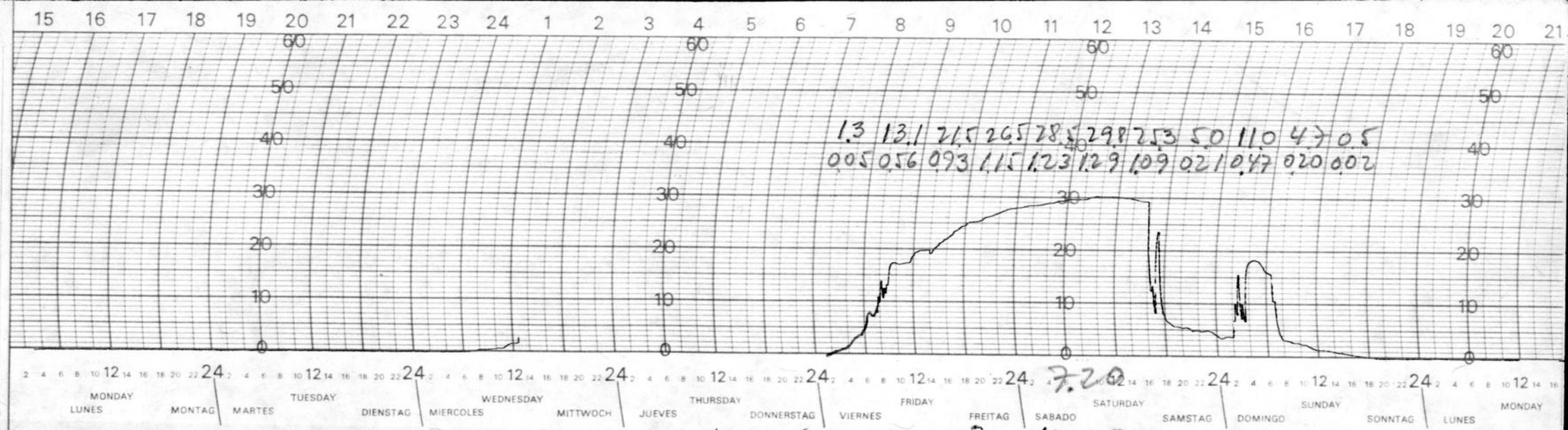

Instrument No. _____ Observer _____
Station _____ Location _____
Chart Installed: Date _____ Time _____
Chart Replaced: Date _____ Time _____
Remarks _____

U.C.V.

2-12-97

PRINTED IN U.S.A.

KAHLSICO, El CAJON, CALIF. 92022 U.S.A. CHART No. 3/01AM102

238848

794

22-34

23-34

24-26

21-11-13

22

2.5

83%

31.0

18.4

20.6

18.2

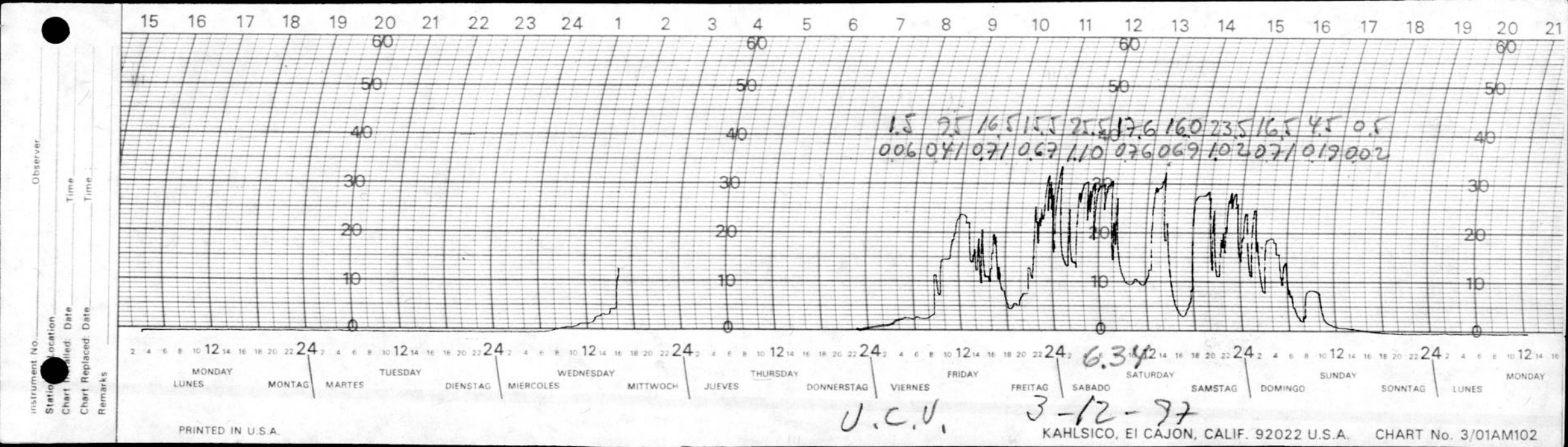
15 16 17 18 19 20 21 22 23 24 1 2 3 4 5 6 7 8 9 10 11 12 13 14 15 16 17 18 19 20 21
60
50
40
30
20
10
0
1.5 2.5 16.5 15.5 25.5 17.6 16.0 23.5 16.5 4.5 0.5
0.06 0.41 0.71 0.67 1.10 0.76 0.69 1.02 0.71 0.19 0.02
6.34
MONDAY LUNES
TUESDAY MONTAG MARTES DIENSTAG
WEDNESDAY MIERCOLES MITTWOCH
THURSDAY JUEVES DONNERSTAG
FRIDAY VIERNES FREITAG
SATURDAY SABADO SAMSTAG
SUNDAY DOMINGO SONNTAG
MONDAY LUNES
Instrument No.
Station Location
Observer
Chart Installed: Date Time
Chart Replaced: Date Time
Remarks
U.C.V. 3-12-97
PRINTED IN U.S.A.
KAHLSICO, EL CAJON, CALIF. 92022 U.S.A. CHART No. 3/01AM102

235853
75.8

22-31
23-31
25-26
22-23
22 #

680.15
24.5

25.9
10.0

23.4
18.5
62%
28.0
19.8

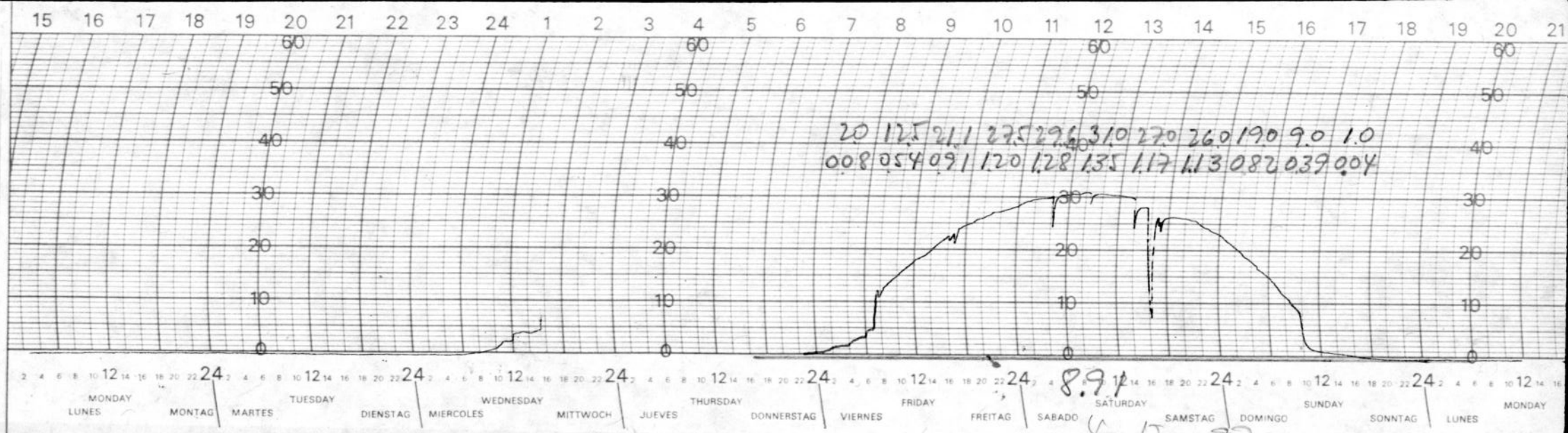

Instrument No. _____ Observer _____
Station _____ Location _____
Chart Installed: Date _____ Time _____
Chart Replaced: Date _____ Time _____
Remarks

4-12-97

PRINTED IN U.S.A.

KAHLSICO, EL CAJON, CALIF. 92022 U.S.A. CHART No. 3/01AM102

693

239903

20-21-33

21-22-33

24-27

23-24

22

679.5

23?

19.5

20.4

18.2

78%

28.0

17.1

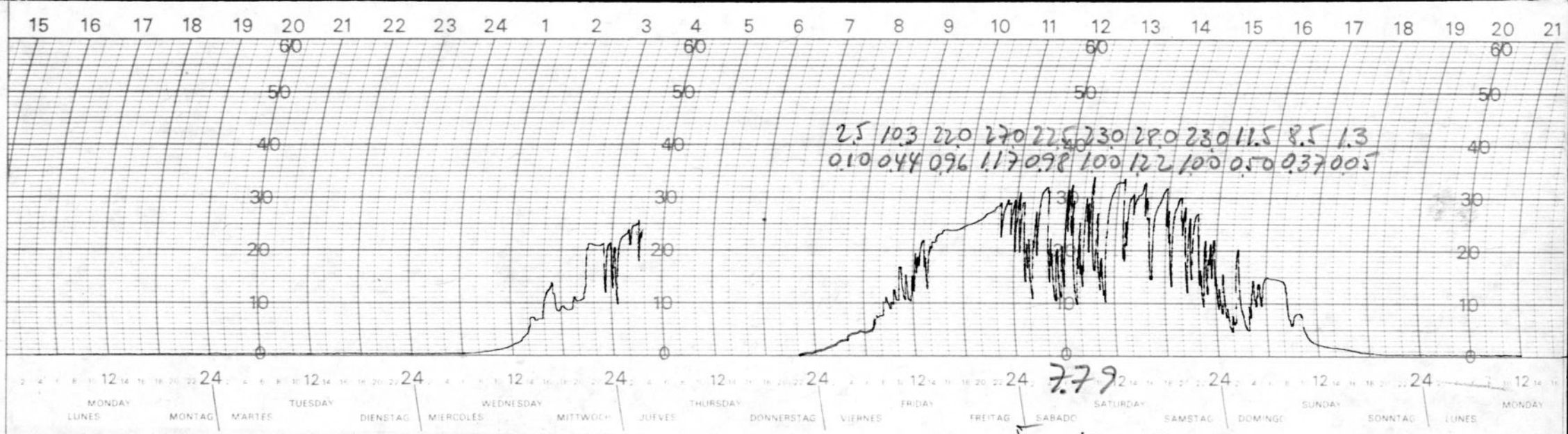

Instrument No. Observer
Station Operation
Chart Installed Date Time
Chart Replaced Date Time
Remarks

5-12-97

PRINTED IN U.S.A.

KAHLSICO, EL CAJON, CALIF. 92022 U.S.A. CHART No. 3/01AM102

296652

3327 22
3428 23
282626
252424
232323

1'48

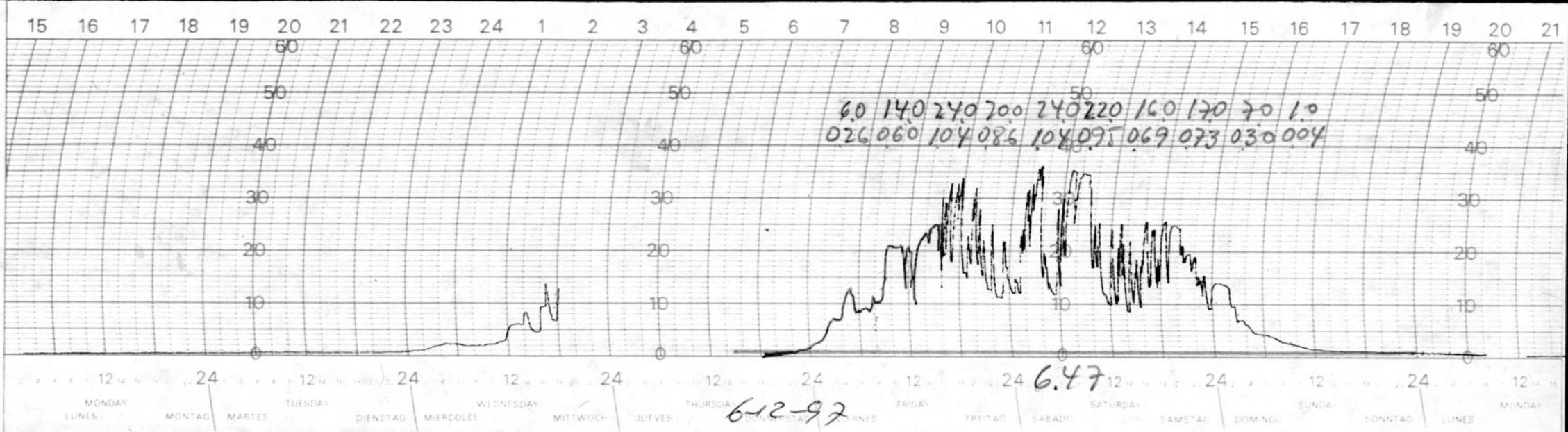

Instrument No. Observer
Station Location
Chart Installed Date Time
Chart Replaced Date Time
Remarks

PRINTED IN U.S.A.

KAHLSICO, El CAJON, CALIF. 92022 U.S.A. CHART No. 3/01AM102

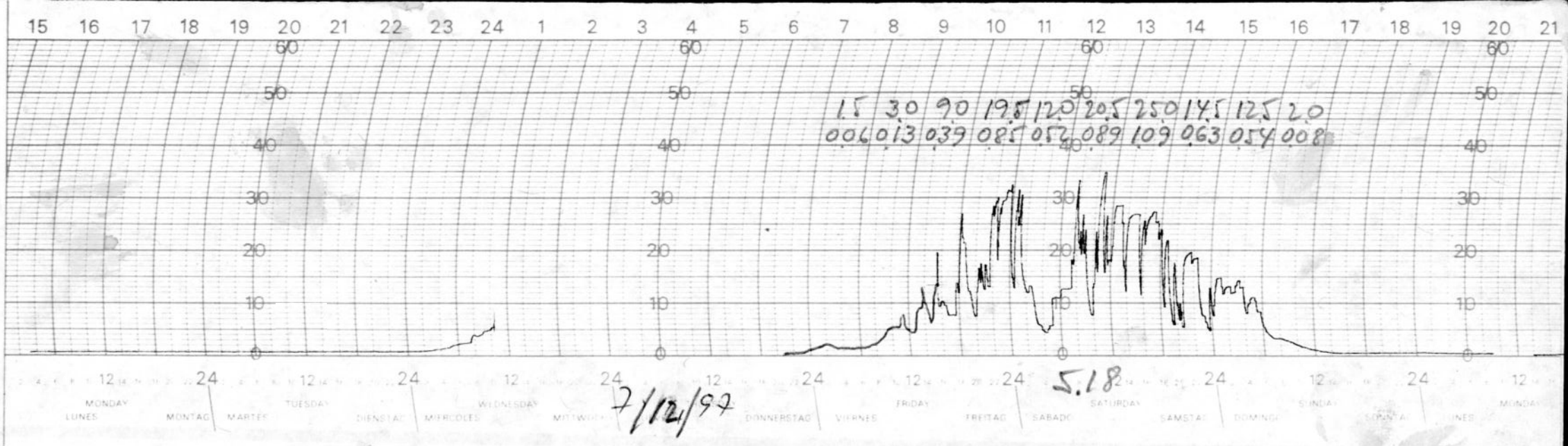

Instrument No.
Station Location
Chart Installed Date Time Observer
Chart Replaced Date Time
Remarks

PRINTED IN U.S.A.

KAHLSICO, EL CAJON, CALIF. 92022 U.S.A. CHART No. 3 01AM102

240038
87.2

22.0
22.8
19.5
72%

21-28
21-28
25-29
22-23
22
681.0
23.5

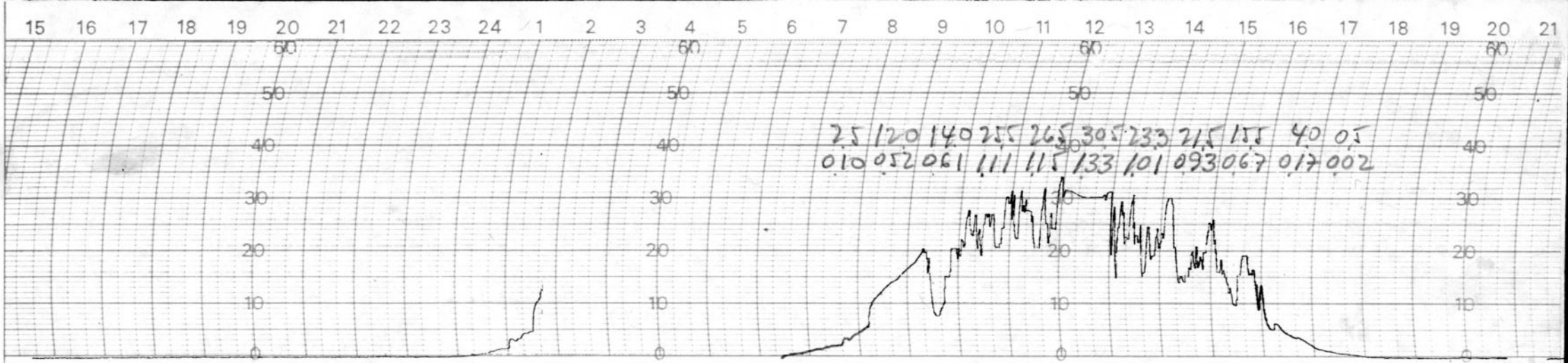

U.C.V. 8-12-97

Instrument No. Observer
Station Location
Chart Installed Date Time
Chart Replaced Date Time
Remarks

PRINTED IN U.S.A.
KAHLSICO, EL CAJON, CALIF. 92022 U.S.A. CHART No. 3 01AM102

240073
825
20-21-28
21-25
24-25
22
21-22
680.25
240

24.7
73%
30.0
17.9
27.2
19.1

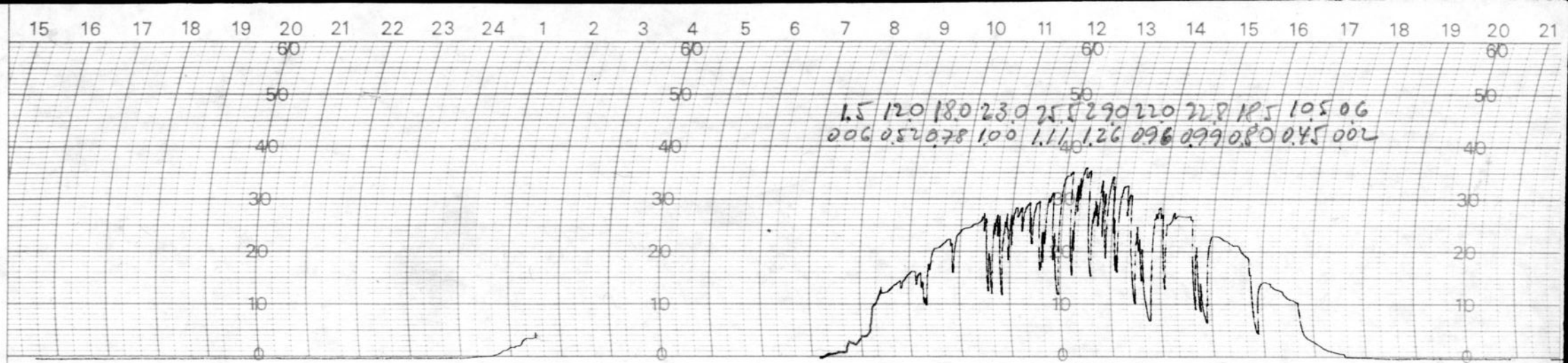

Instrument No.
Station
Chart Installed Date
Chart Replaced Date
Remarks
Observer
Time
Time

PRINTED IN U.S.A.
KAHLSICO, El CAJON, CALIF. 92022 U.S.A.
CHART No. 3/01AM102

240/04

765

15-29

20-20

23-25

21-22

21-22

680.50

230

27.6

30.0

15.4

79%

15.0

17.2

4/8

SC

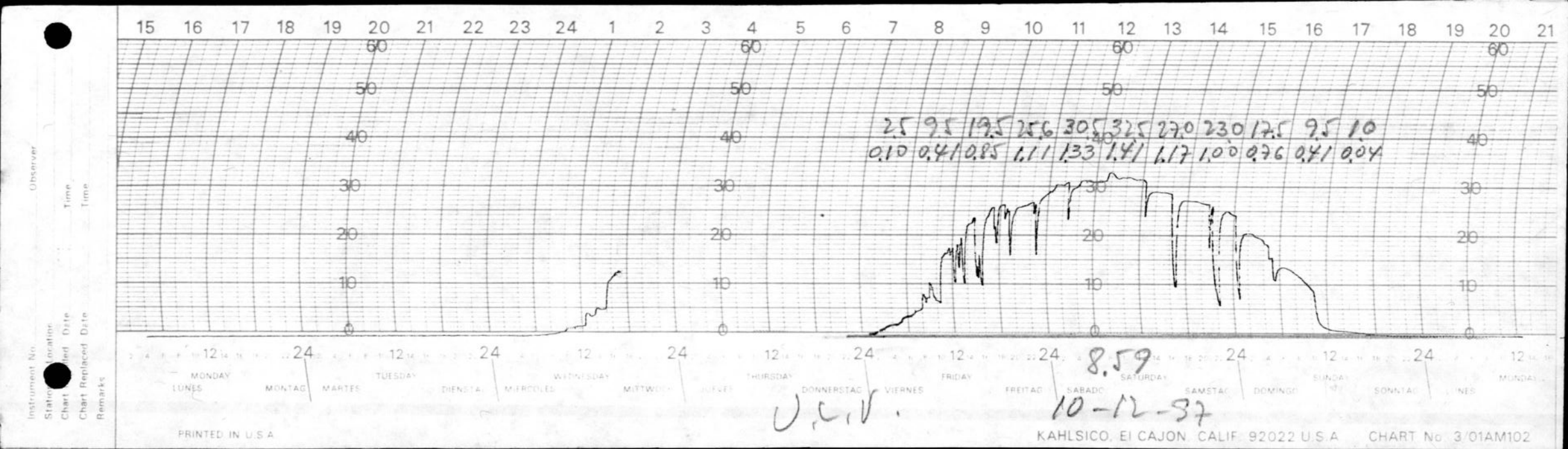
15 16 17 18 19 20 21 22 23 24 1 2 3 4 5 6 7 8 9 10 11 12 13 14 15 16 17 18 19 20 21
60
50
40
30
20
10
0
2.5 9.5 19.5 25.6 30.5 32.5 27.0 23.0 17.5 9.5 1.0
0.10 0.41 0.85 1.11 1.33 1.41 1.17 1.00 0.76 0.41 0.04
MONDAY LUNES
TUESDAY MARTES DIENSTAG
WEDNESDAY MIERCOLES MITTWOCH
THURSDAY JUEVES DONNERSTAG
FRIDAY VIERNES FREITAG
SATURDAY SABADO SAMSTAG
SUNDAY DOMINGO SONNTAG
MONDAY LUNES
8.59
U.C.V.
10-12-87
PRINTED IN U.S.A.
KAHLSICO, El CAJON, CALIF. 92022 U.S.A.
CHART No. 3/01AM102

240136
84.7

18-19-31
19-20-32
23-25
21-22
21-22

3/8 ei
680.50
23.0

30.6
19.0
15.8
74%
29.6
15.7

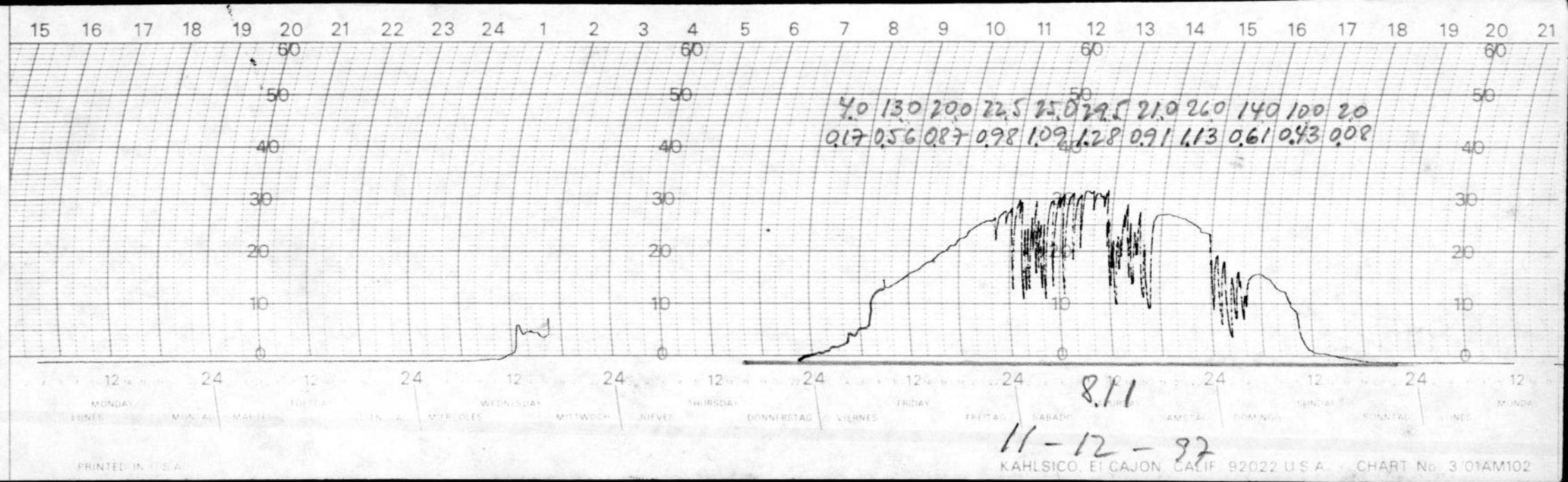

15 16 17 18 19 20 21 22 23 24 1 2 3 4 5 6 7 8 9 10 11 12 13 14 15 16 17 18 19 20 21
60 50 40 30 20 10 0
4.0 13.0 20.0 22.5 25.0 29.5 21.0 26.0 14.0 10.0 2.0
0.17 0.56 0.87 0.98 1.09 1.28 0.91 1.13 0.61 0.43 0.08
12 24 12 24 12 24 12 24 12 24 12 24 12 24 12
MONDAY LUNES MONTAG MARTES TUESDAY WEDNESDAY MIERCOLES MITTWOCH JUEVES THURSDAY DONNERSTAG VIERNES FRIDAY FREITAG SABADO SAMSTAG DOMINGO SUNDAY SONNTAG LUNES MONDAY
8.11
11-12-97
Instrument No.
Station Location
Chart Installed Date
Chart Replaced Date
Remarks
Observer
Time
Time
PRINTED IN U.S.A.
KAHLSICO, El CAJON, CALIF. 92022 U.S.A. CHART No. 3/01AM102

240163
79.7

20-21-31
20-22-31
23.75
20-21-22
21
681.0
23.0

13.6

75%
29.6
17.8
21.7
18.2

Instrument No. Station Location Chart Installed Date Chart Replaced Date Remarks Observer Time Time

PRINTED IN U.S.A.

KAHLSICO, El CAJON, CALIF. 92022 U.S.A. CHART No. 3/01AM102

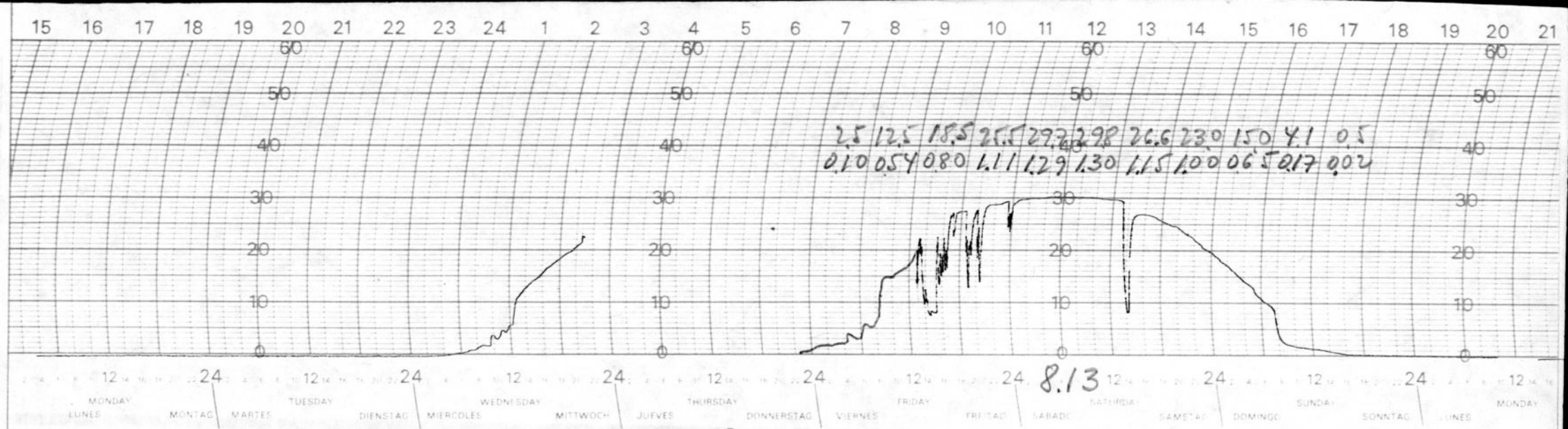

13-12-97

PRINTED IN U.S.A.

KAHLSICO, El CAJON, CALIF. 92022 U.S.A. CHART No. 3/01AM102

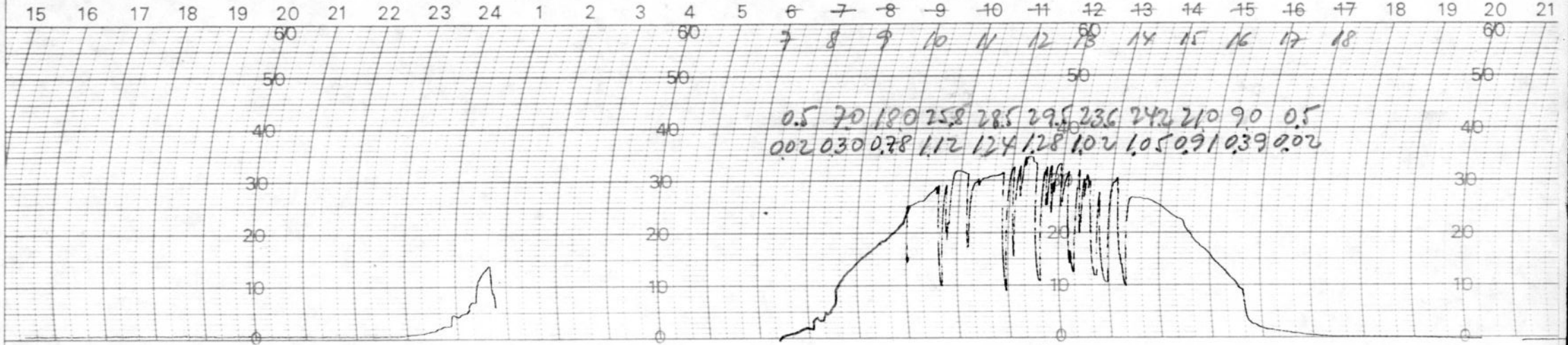

PRINTED IN U.S.A.

KAHLSICO, El CAJON, CALIF. 92022 U.S.A. CHART No. 3 01AM102

240272
63.8
90.0

20-21-32
21-22-32
23-26
21-22
21

23.6
10.0

220
85%

17.7

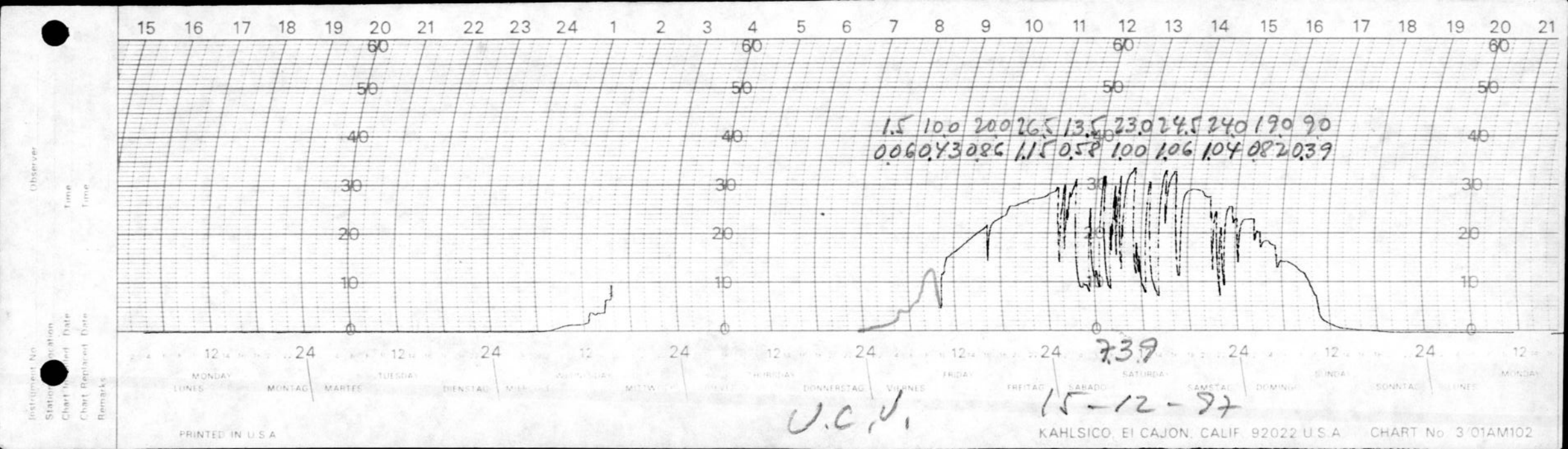
15 16 17 18 19 20 21 22 23 24 1 2 3 4 5 6 7 8 9 10 11 12 13 14 15 16 17 18 19 20 21
60
50
40
30
20
10
0
1.5 100 200 26.5 13.5 23.0 24.5 24.0 19.0 9.0
0.060 Y 3.0 8.6 1.15 0.58 1.00 1.06 1.04 0.82 0.39
7.39
MONDAY LUNES
TUESDAY MARTES
WEDNESDAY MIERCOLES
THURSDAY JEUDI
FRIDAY VIERNES
SATURDAY SABADO
SUNDAY DOMINGO
MONDAY LUNES
MONTAG
DIENSTAG
MITTW
DONNERSTAG
FREITAG
SAMSTAG
SONNTAG
U.C.D.
15-12-87
PRINTED IN U.S.A.
KAHLSICO, El CAJON, CALIF. 92022 U.S.A.
CHART No. 3 01AM102

240304

85.2

21-22-32

22-23-32

24-26

21-23

21

680.6°

24.0

18.0

22.0

19.6

80%

31.0

19.5

2/8

AE

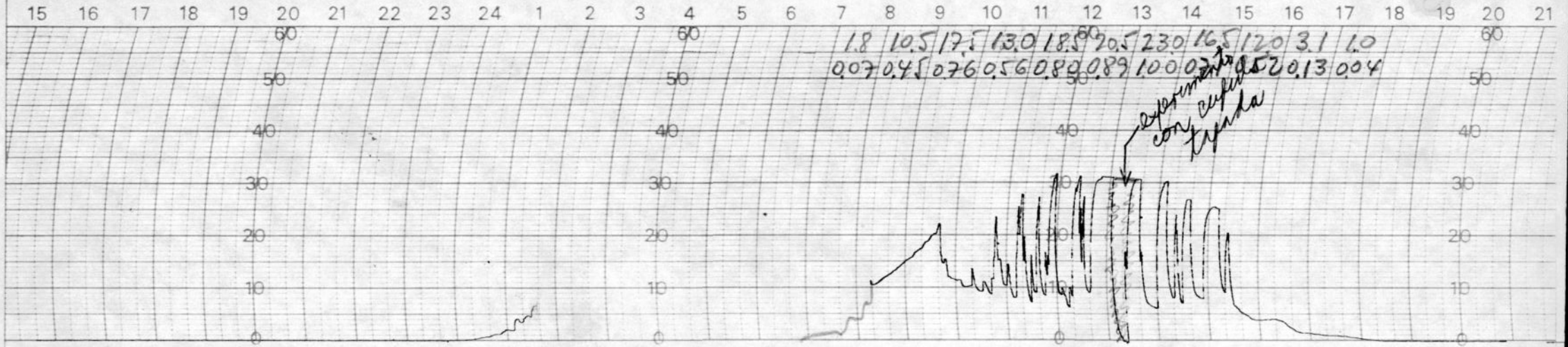

PRINTED IN U.S.A.

KAHLSICO, EL CAJON, CALIF. 92022 U.S.A. CHART No. 3/01AM102

240328
813

680.25
23.0

15.6

20.3
17.1
30.2
16.4
73%

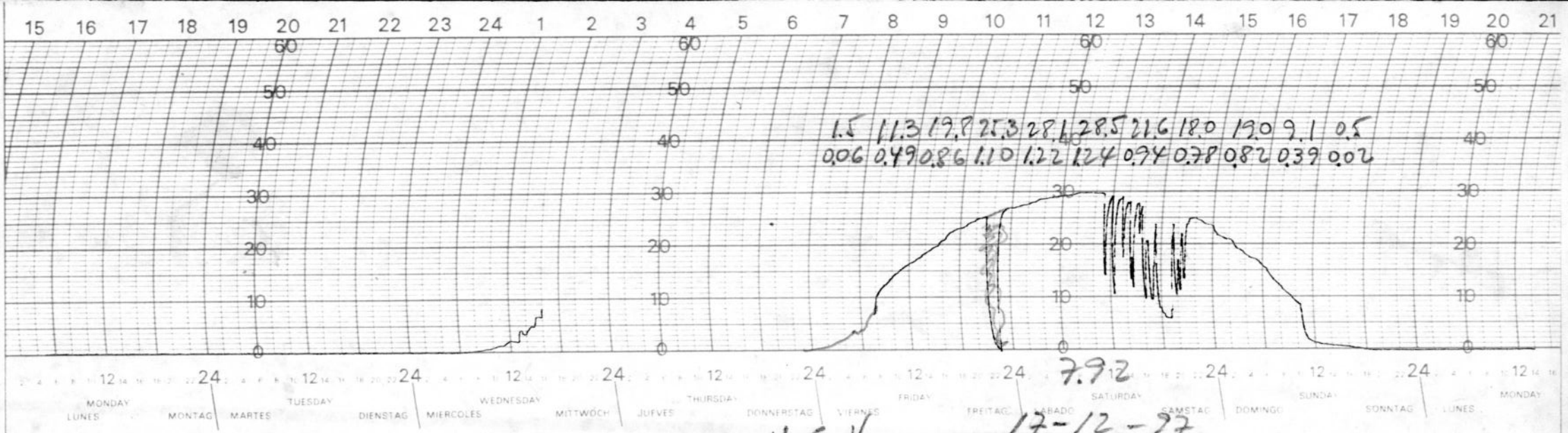

U.C.V.

17-12-97

Station Location Time
Chart Replaced Date Time
Chart Replaced Date
Remarks

PRINTED IN U.S.A.

KAHLSICO, El CAJON, CALIF. 92022 U.S.A. CHART No. 3/01AM102

20-33 18.9

21-33 21.0

23-24-26 17.8

25-23 72%

21 31.1

240356 16.9

762

680.75

23.5

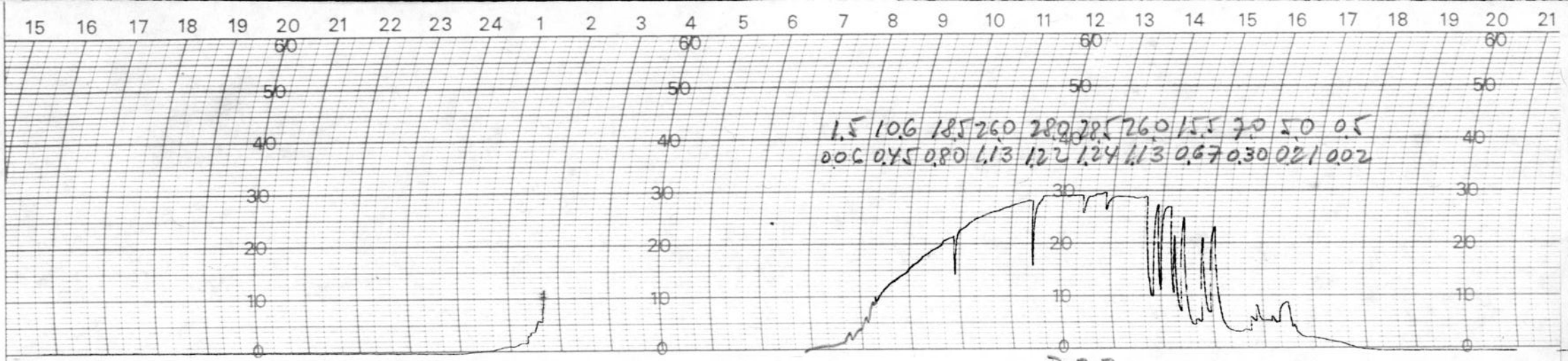
15 16 17 18 19 20 21 22 23 24 1 2 3 4 5 6 7 8 9 10 11 12 13 14 15 16 17 18 19 20 21
60
50
40
30
20
10
0
1.5 10.6 18.5 26.0 28.0 28.5 26.0 15.5 7.0 2.0 0.5
0.06 0.45 0.80 1.13 1.22 1.24 1.13 0.67 0.30 0.21 0.02
MONDAY LUNES
TUESDAY MONTAG MARTES DIENSTAG
WEDNESDAY MIERCOLES MITTWOCH
THURSDAY JUEVES DONNERSTAG
FRIDAY VIERNES FREITAG
SATURDAY SABADO SAMSTAG
SUNDAY DOMINGO SONNTAG
MONDAY LUNES
7.23
O.C.V.
18-12-97
PRINTED IN U.S.A.
KAHLSICO, EL CAJON, CALIF. 92022 U.S.A.
CHART No. 3/01AM102

94.5
240388
19-20-34
20-34
23-24-26
22-23
21
681.40
22.3

21.9
18.0
31.3
15.1
80%

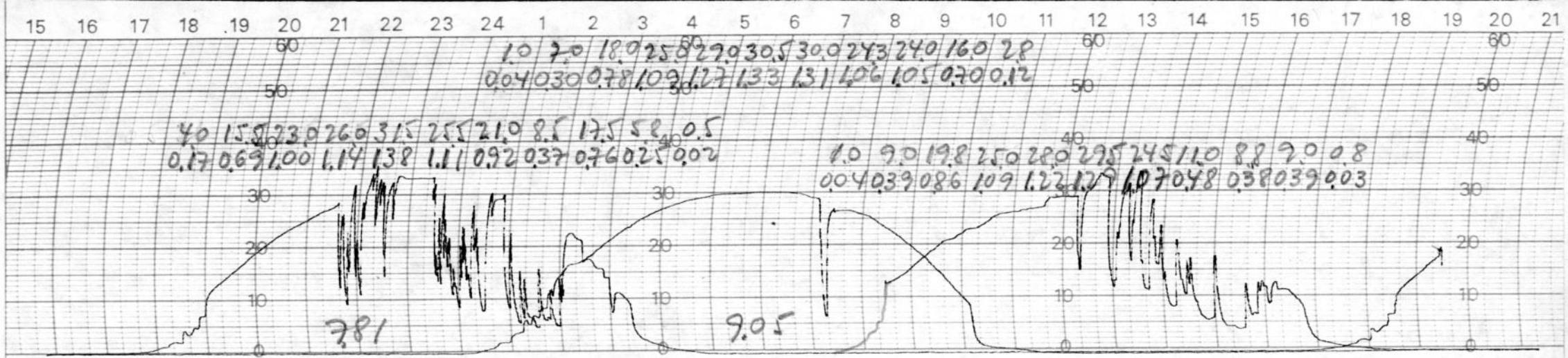

Station Location
Chart Installed Date
Chart Replaced Date
Remarks
Time
Time

21-12-97

28-12-97

U.C.V.

19-12-97

PRINTED IN U.S.A.

KAHLSICO, EL CAJON, CALIF. 92022 U.S.A. CHART No. 3/01AM102

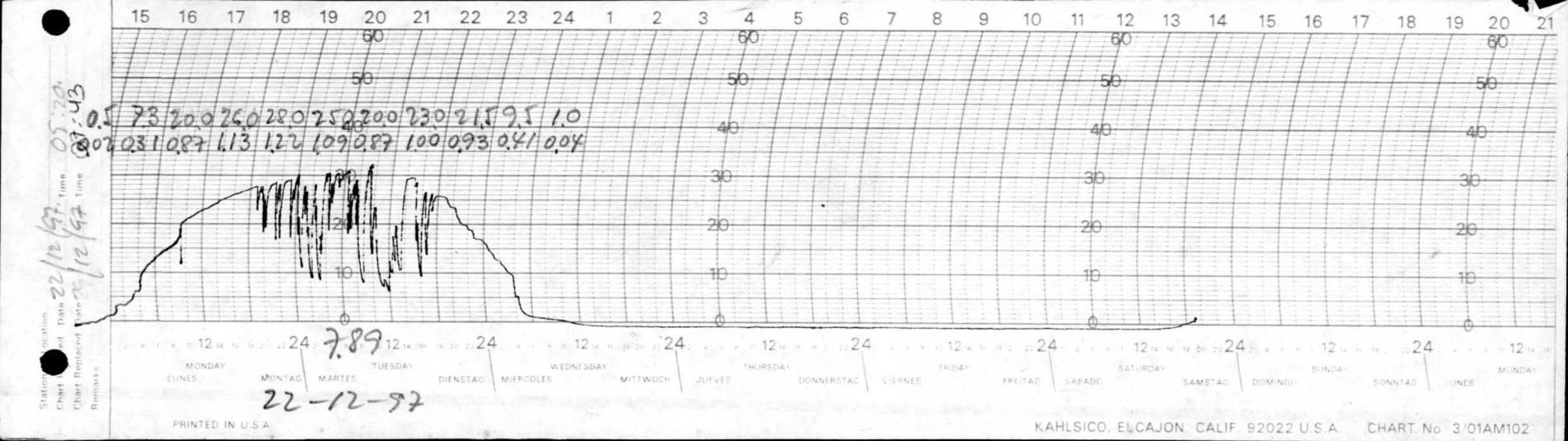

15 16 17 18 19 20 21 22 23 24 1 2 3 4 5 6 7 8 9 10 11 12 13 14 15 16 17 18 19 20 21
60 50 40 30 20 10 0
0.5 7.3 20.0 26.0 28.0 25.0 20.0 23.0 21.5 9.5 1.0
0.02 0.31 0.87 1.13 1.22 1.09 0.87 1.00 0.93 0.41 0.04
7.89
MONDAY LUNES MONTAG MARTES TUESDAY DIENSTAG MIERCOLES WEDNESDAY MITTWOCH JUEVES THURSDAY DONNERSTAG VIERNES FRIDAY FREITAG SABADO SATURDAY SAMSTAG DOMINGO SUNDAY SONNTAG LUNES MONDAY
22-12-97
Station Location
Chart Replaced Date 22/12/97 Time 05:20
Chart Replaced Date 29/12/97 Time 07:43
Remarks
PRINTED IN U.S.A.
KAHLSICO, EL CAJON, CALIF. 92022 U.S.A.
CHART No. 3/01AM102

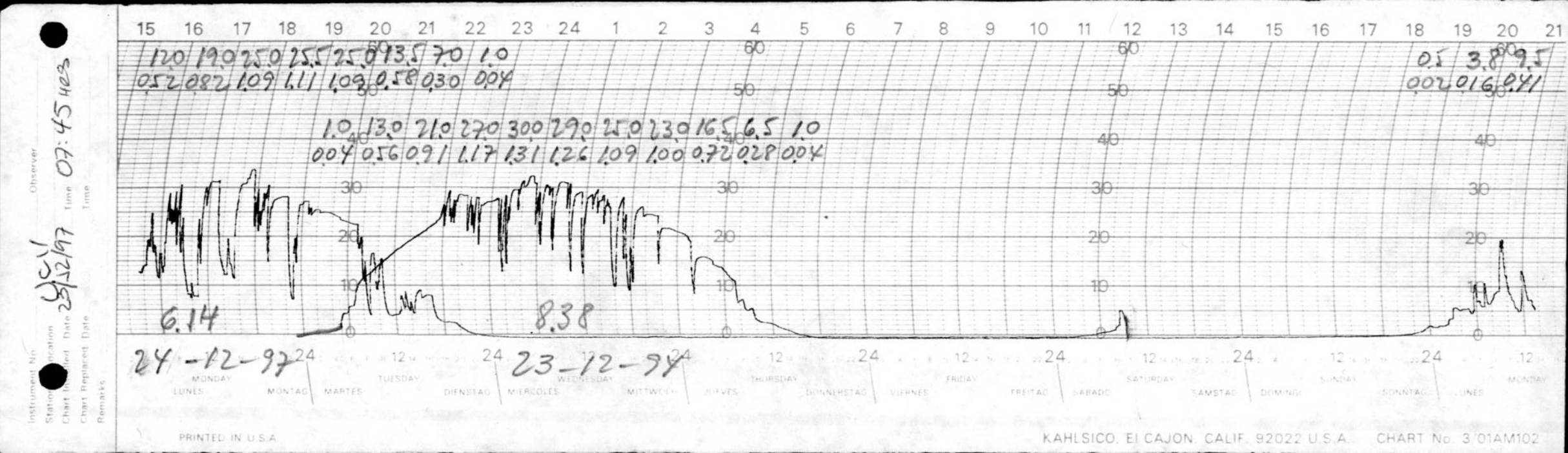
15 16 17 18 19 20 21 22 23 24 1 2 3 4 5 6 7 8 9 10 11 12 13 14 15 16 17 18 19 20 21
120 19.0 25.0 25.5 25.0 13.5 7.0 1.0
0.52 0.82 1.09 1.11 1.09 0.58 0.30 0.04
1.0 13.0 21.0 27.0 30.0 29.0 25.0 23.0 16.5 6.5 1.0
0.04 0.56 0.91 1.17 1.31 1.26 1.09 1.00 0.72 0.28 0.04
0.5 3.8 9.5
0.02 0.16 0.41
6.14
8.38
24-12-97
23-12-97
MONDAY LUNES MONTAG
TUESDAY MARTES DIENSTAG
WEDNESDAY MIERCOLES MITTWOCH
THURSDAY JUEVES DONNERSTAG
FRIDAY VIERNES FREITAG
SATURDAY SABADO SAMSTAG
SUNDAY DOMINGO SONNTAG
MONDAY LUNES
Instrument No
Station
Chart Installed Date 29/12/97
Chart Replaced Date
Remarks
Observer
Time 07:45 HRS
Time
PRINTED IN U.S.A.
KAHLSICO, El CAJON, CALIF. 92022 U.S.A. CHART No. 3 01AM102

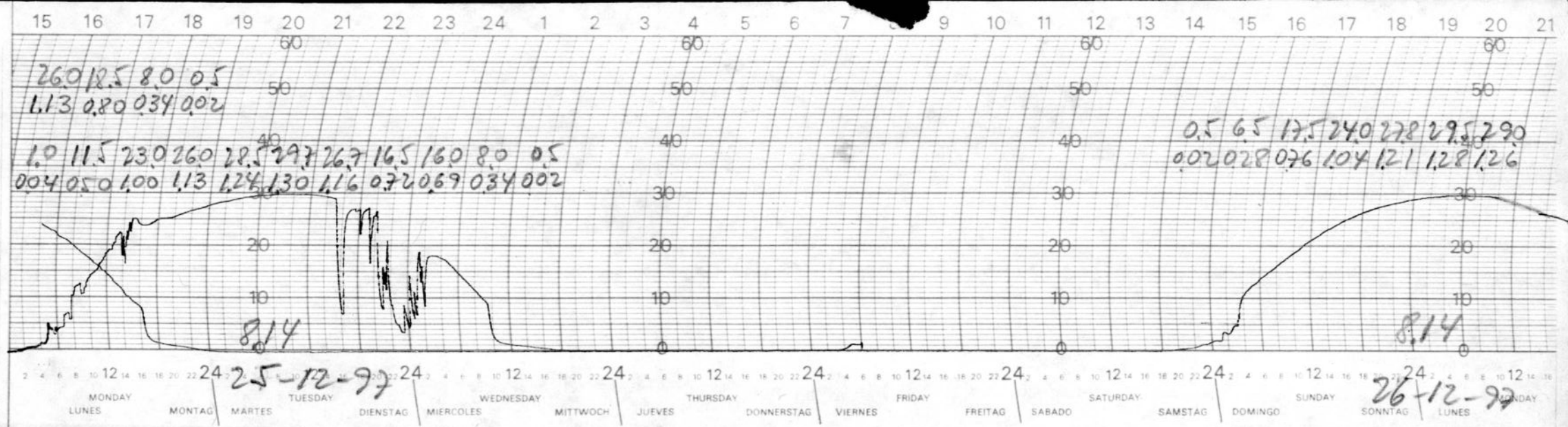

Station Location: OCV
Chart Installed: Date 25/12/97 Time 8:00 hrs
Chart Replaced: Date 27/12/97 Time 07:30 hrs
Remarks

PRINTED IN U.S.A.

KAHLSICO, El CAJON, CALIF. 92022 U.S.A. CHART No. 3/01AM102

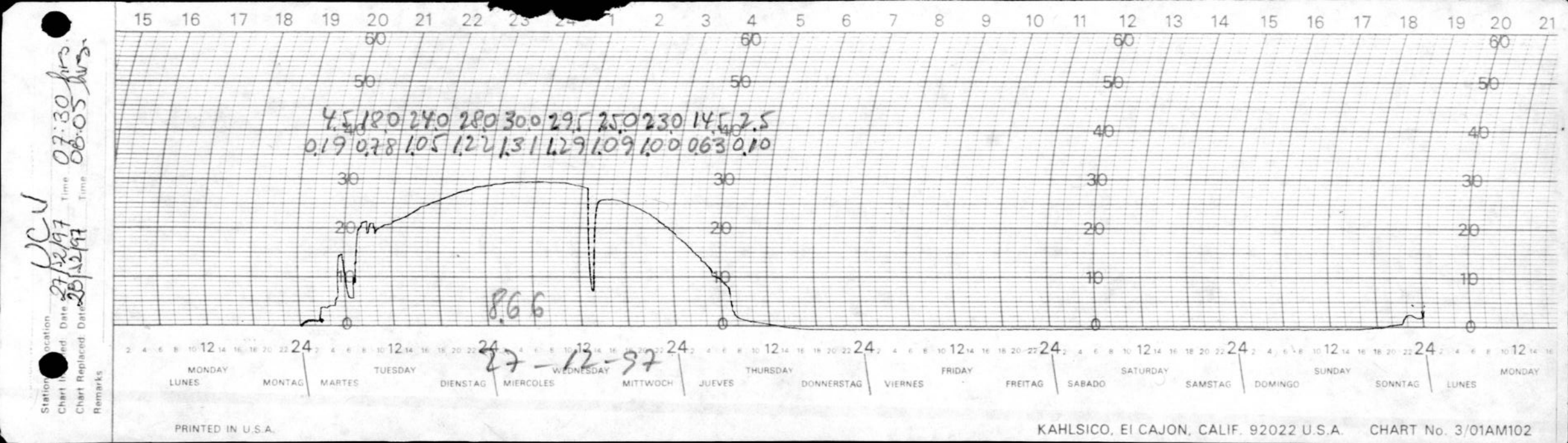
Station
Chart Installed Date 27/12/97 Time 07:30 hrs.
Chart Replaced Date 28/12/97 Time 08:05 hrs.
Remarks
VCU
4.5 18.0 24.0 28.0 30.0 29.5 25.0 23.0 14.5 2.5
0.19 0.78 1.05 1.22 1.31 1.29 1.09 1.00 0.63 0.10
8.66
27-12-97
MONDAY LUNES
MONTAG
TUESDAY MARTES
DIENSTAG
WEDNESDAY MIERCOLES
MITTWOCH
THURSDAY JUEVES
DONNERSTAG
FRIDAY VIERNES
FREITAG
SATURDAY SABADO
SAMSTAG
SUNDAY DOMINGO
SONNTAG
MONDAY LUNES
PRINTED IN U.S.A.
KAHLSICO, El CAJON, CALIF. 92022 U.S.A. CHART No. 3/01AM102

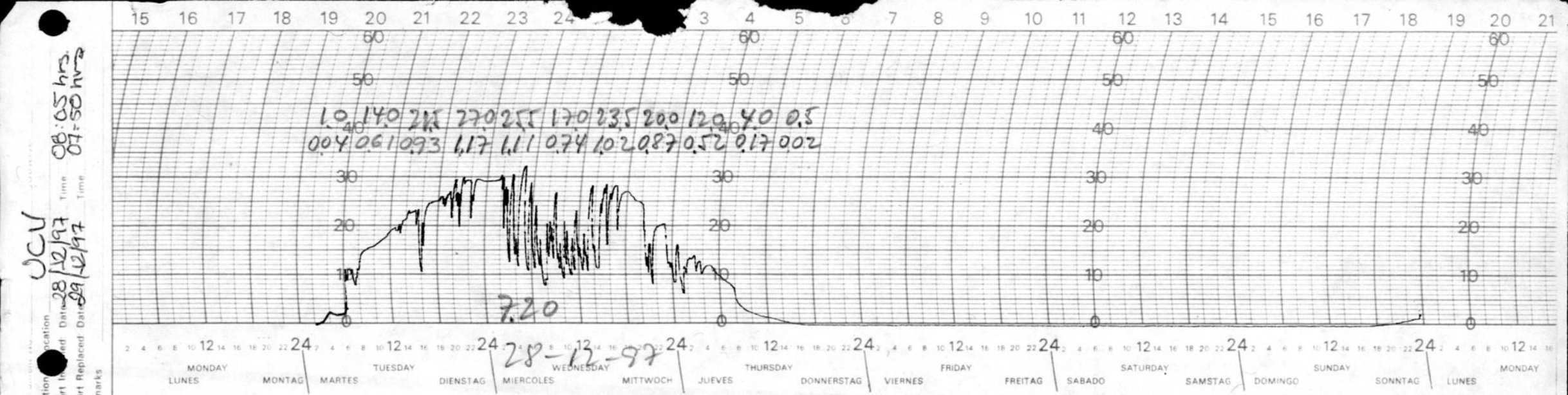

Station Location UCU
Chart Installed Date 28/12/97 Time 08:05 hrs
Chart Replaced Date 29/12/97 Time 07:50 hrs
Remarks

PRINTED IN U.S.A.

KAHLSICO, EL CAJON, CALIF. 92022 U.S.A. CHART No. 3/01AM102

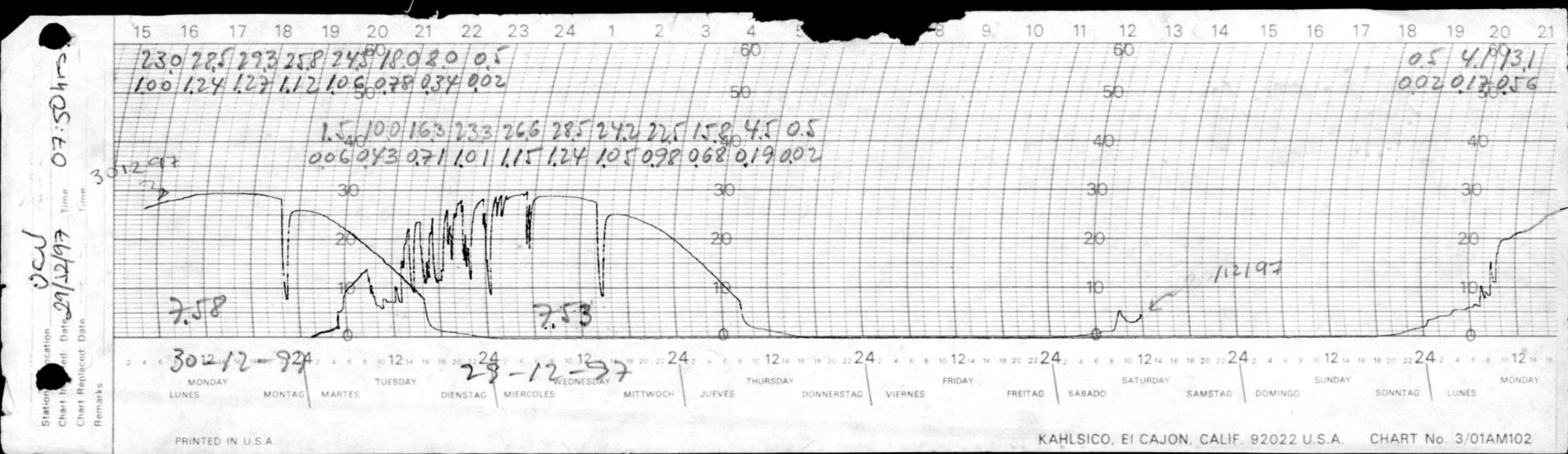
15 16 17 18 19 20 21 22 23 24 1 2 3 4 5 8 9 10 11 12 13 14 15 16 17 18 19 20 21
23.0 28.5 29.3 25.8 24.5 18.0 8.0 0.5
1.00 1.24 1.27 1.12 1.06 0.78 0.34 0.02
1.5 10.0 16.3 23.3 26.6 28.5 24.2 22.5 15.8 4.5 0.5
0.06 0.43 0.71 1.01 1.15 1.24 1.05 0.98 0.68 0.19 0.02
0.5 4.1 9.3 1
0.02 0.17 0.56
30 12 97
7.58
7.53
1/2/97
30/12-97
29-12-97
MONDAY
LUNES
MONTAG
TUESDAY
MARTES
DIENSTAG
WEDNESDAY
MIERCOLES
MITTWOCH
THURSDAY
JUEVES
DONNERSTAG
FRIDAY
VIERNES
FREITAG
SATURDAY
SABADO
SAMSTAG
SUNDAY
DOMINGO
SONNTAG
MONDAY
LUNES
Station
Chart Installed Date 29/12/97 Time 07:50 hrs
Chart Replaced Date Time
Remarks
PRINTED IN U.S.A.
KAHLSICO, El CAJON, CALIF. 92022 U.S.A. CHART No. 3/01AM102

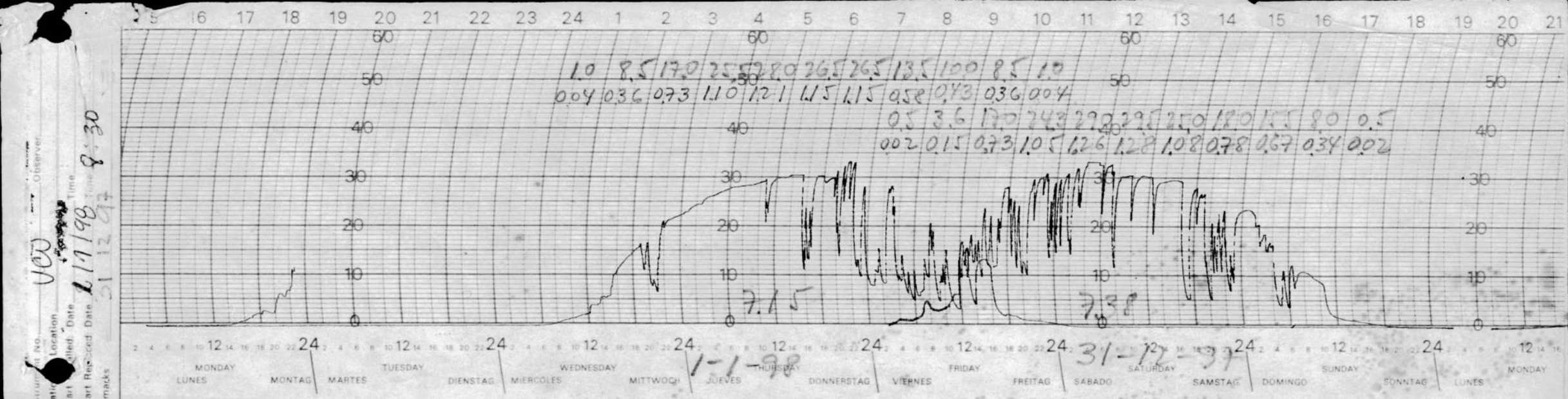

Station No. 102 Observer

Location

Chart Installed Date 1/11/98 Time 8:30

Chart Removed Date 31 12 97

Remarks

PRINTED IN U.S.A.

KAHLSICO, EL CAJON, CALIF. 92022 U.S.A. CHART No. 3/01AM102